

National Family Violence Prevention Legal Services (FVPLS)

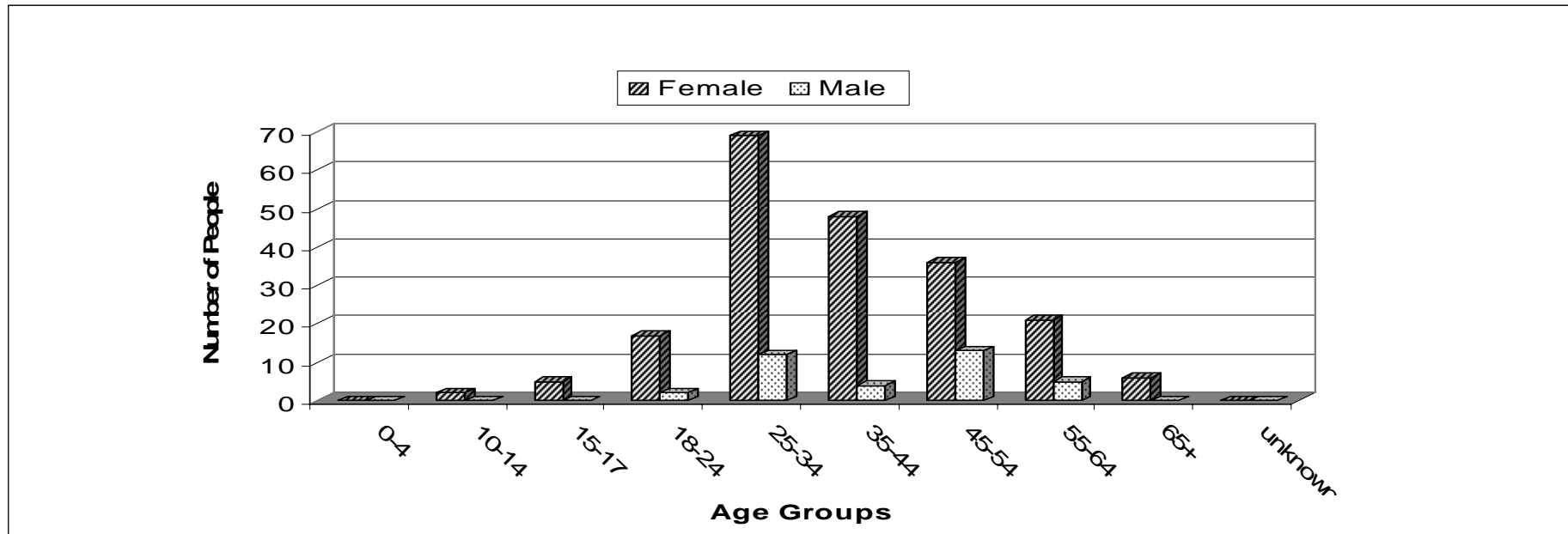
Statistics for January to December 2005

Table of Contents

National Sex and Age Totals 2005	3
1. South Australia.....	3
2. New South Wales.....	4
3. Northern Territory.....	5
4. Western Australia.....	6
5. Queensland.....	7
6. Victoria	8
National FVPLS Activities Totals 2005	9
National FVPLS Occasions of Service 2005	10
Existing FVPLS Units Activities 2005	11
New FVPLS Units Activities 2005.....	12

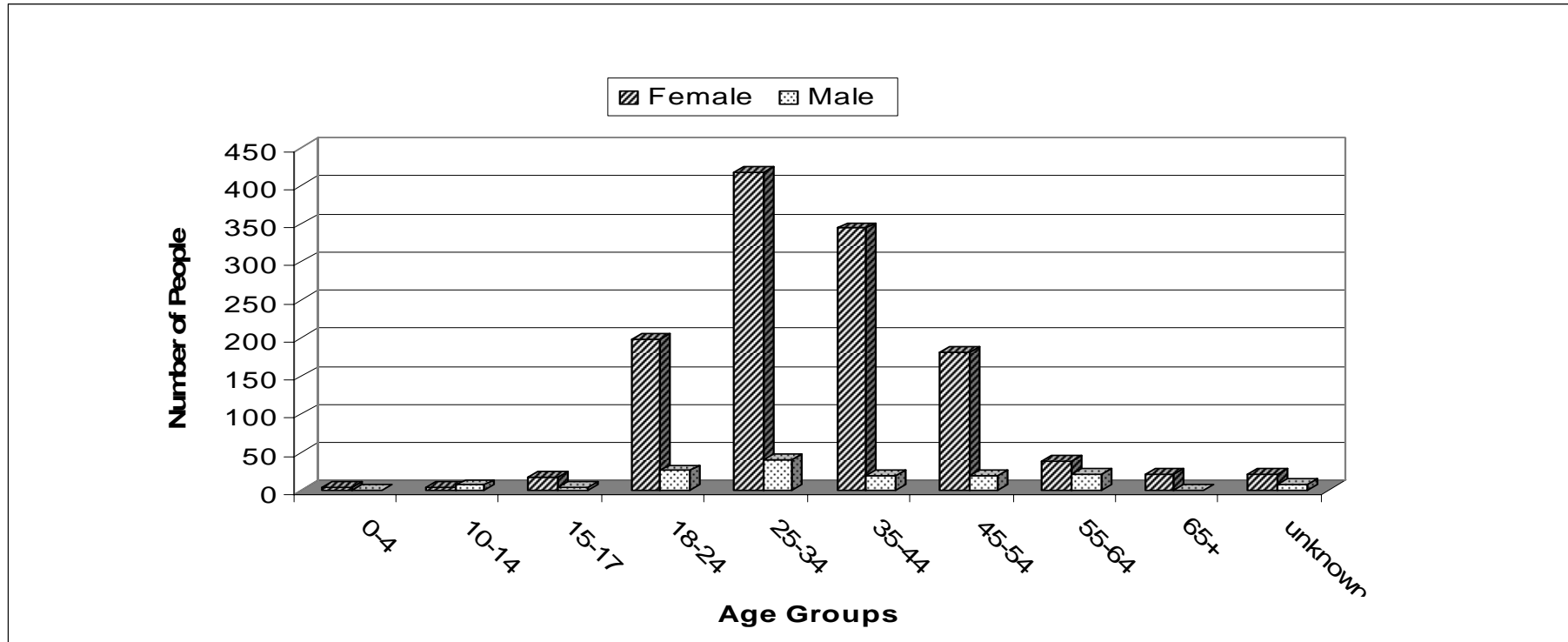
National Sex and Age Group – Jan to Dec 2005

1. South Australia



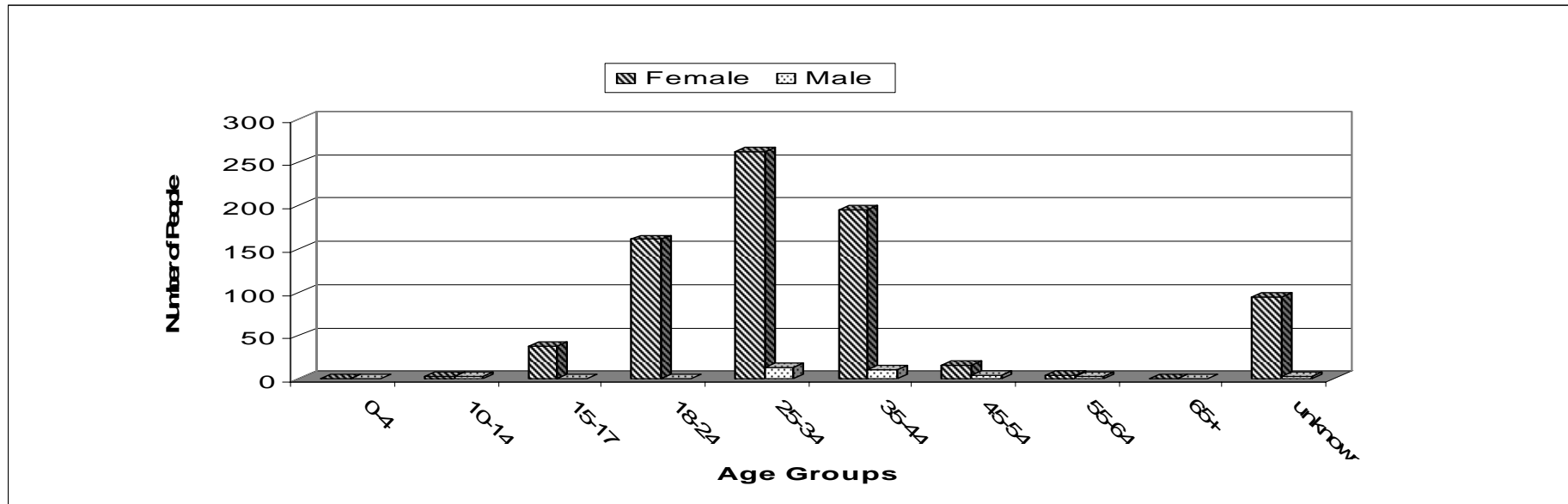
- The most frequent group that accessed the FVPLS units within South Australia (SA) is females aged between 25 and 34 years. This is consistent across Australia.
- The number of females accessing the service decreases through the older age groups. This reflects national age profiles for Indigenous women.
- The number of males accessing the service is highest in the 25-34 and the 45-54 age groups.
- Limited number of children under 14 years of age accessed the service
- SA statistics are lower than the other states and the Northern Territory. This could be due to SA only has two FVPLS, one that has been operating for sometime and the other that has had difficulty recruiting skilled staff to the area thus a full case load is yet to be reached..

2. New South Wales



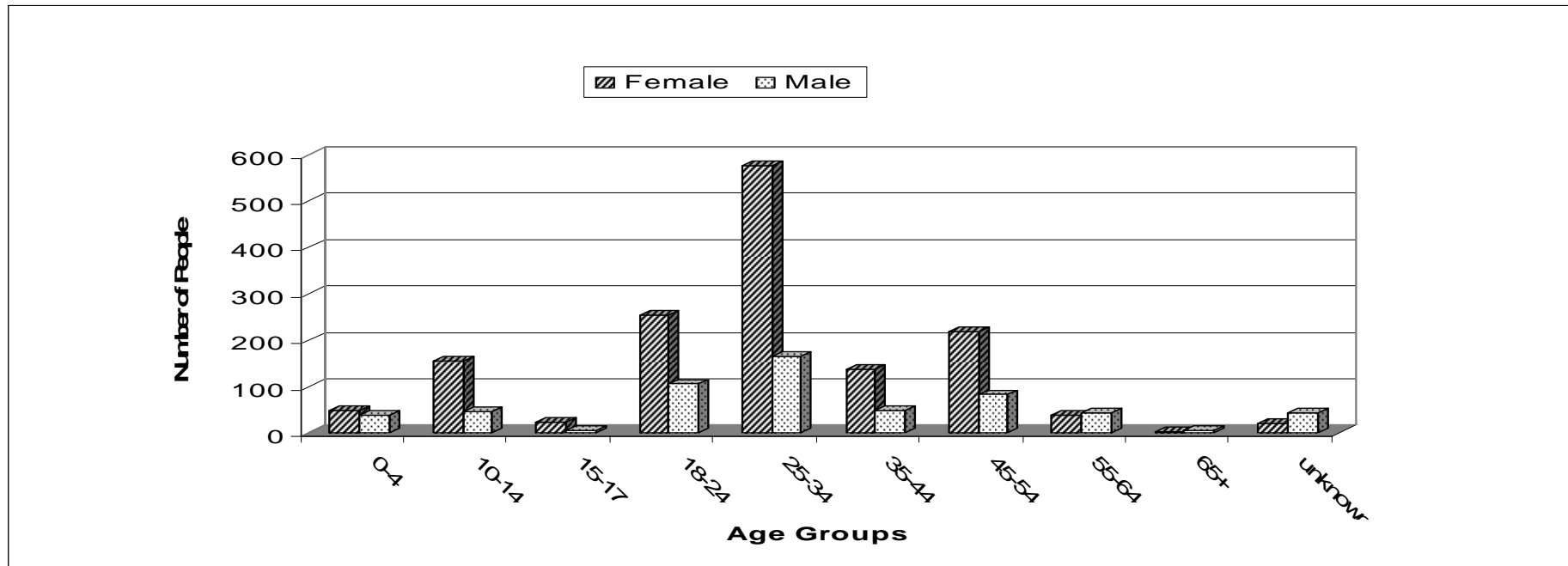
- The most frequent group that accessed the FVPLS units within New South Wales (NSW) is females aged between 25 and 34 years. This is consistent across Australia.
- Many adolescent females aged between 18 and 54 years of age are accessing the services in NSW.
- The number of males accessing the service is highest in the 25-34 age group, consistent with SA, Western Australia (WA) and the Northern Territory (NT).
- Of the five FVPLS units located in NSW, three were approved funding in the 2004-05 budget announcement and only became operational throughout 2005. Two FVPLS units are long standing.

3. Northern Territory



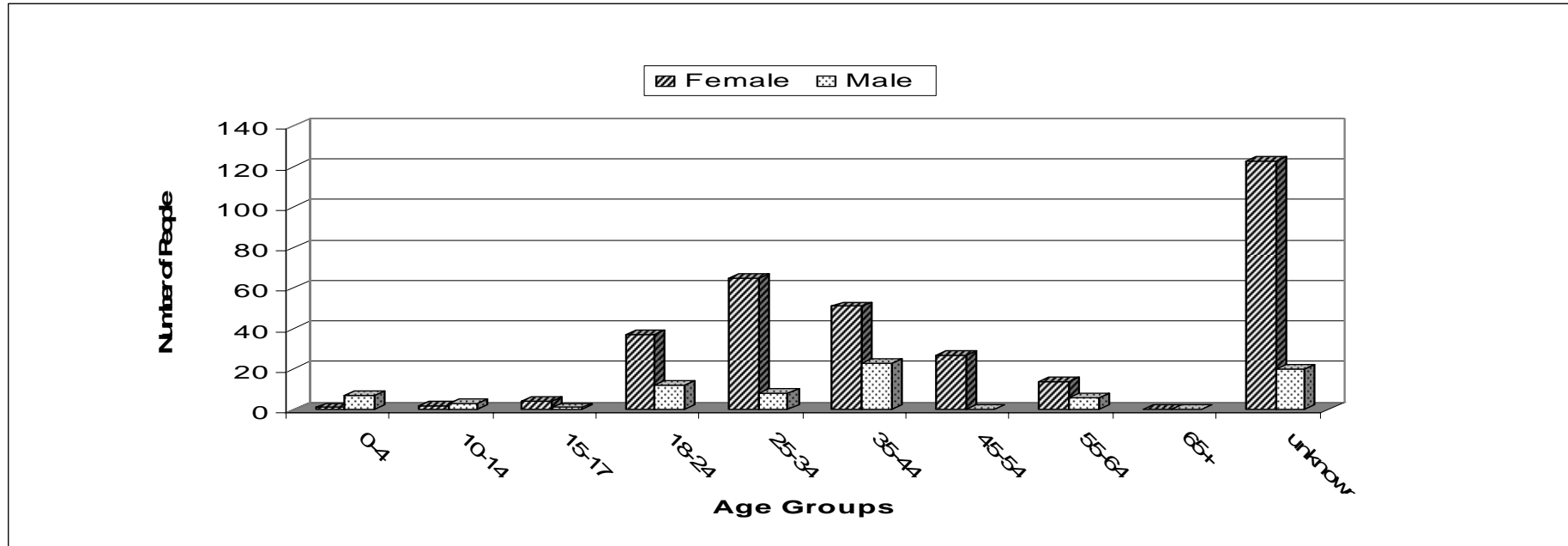
- The most frequent group that accessed the FVPLS units within NT is females aged between 25 and 34 years. This is consistent across Australia.
- Many adolescent females aged between 18 and 54 years of age are accessing the services, consistent with NSW figures.
- The number of males accessing the service is highest in the 25-34 age group, consistent with SA, WA and NSW.
- Relatively small numbers for children and elderly people, however there is a substantial percentage of females who age is unknown. This could be due to data forms not being fully completed.
- There are very small numbers of males in any age group accessing services.
- NT has five FVPLS who were approved funding in the 2004-05 budget announcement.
- Nggaanyatjarra Pitjantjatjara Yankunytjatjara Women’s Council (Aboriginal Corporation) located at Alice Springs were not included in this data.

4. Western Australia



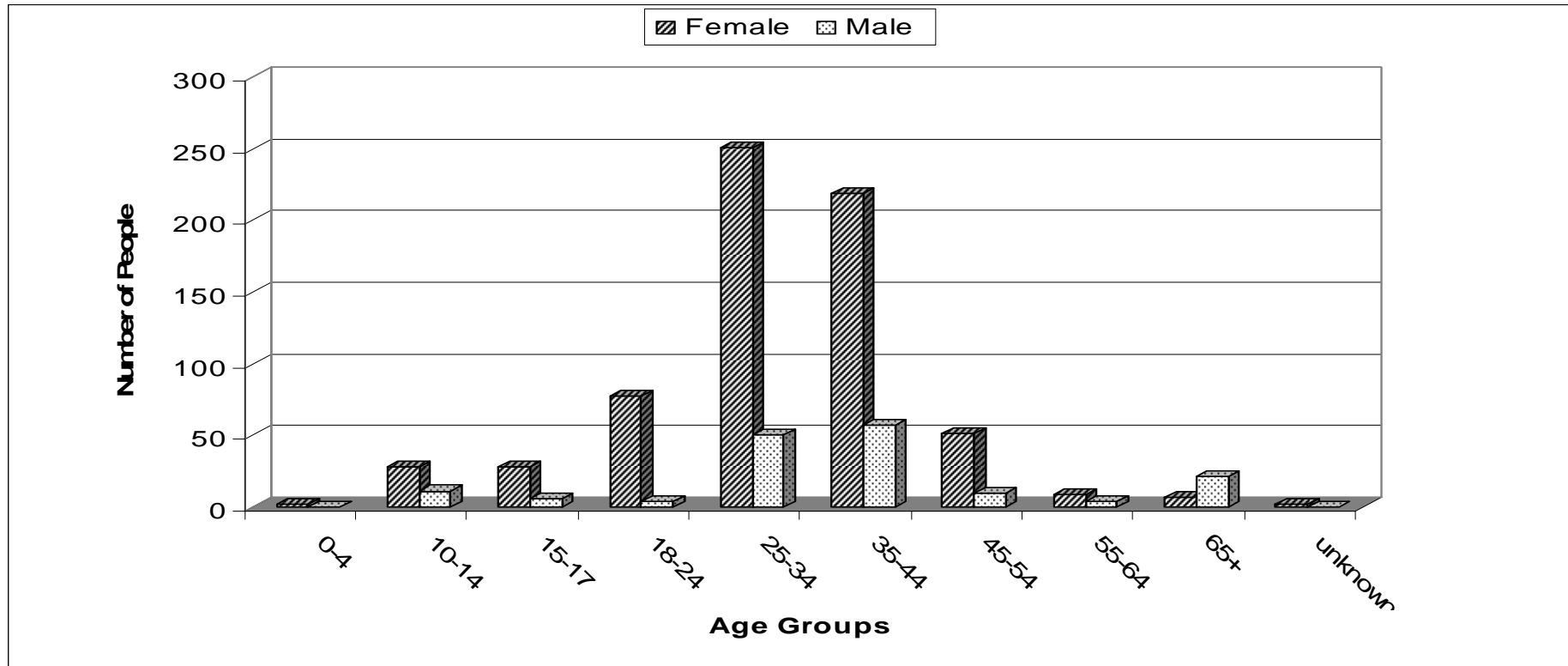
- The most frequent group that accessed the FVPLS units within WA is females aged between 25 and 34 years. This is consistent across Australia.
- Many adolescent females aged between 18 and 54 years of age are accessing the services, consistent with NSW and NT figures.
- WA has the most number of females accessing the FVPLS units with 576 throughout 2005.
- The majority of males accessing services are aged between 25 and 34 years old consistent with.
- Western Australia presents sound numbers for children accessing the service.
- There are six FVPLS in Western Australia of which four were existing previous to the 2004-05 budget announcement.

5. Queensland



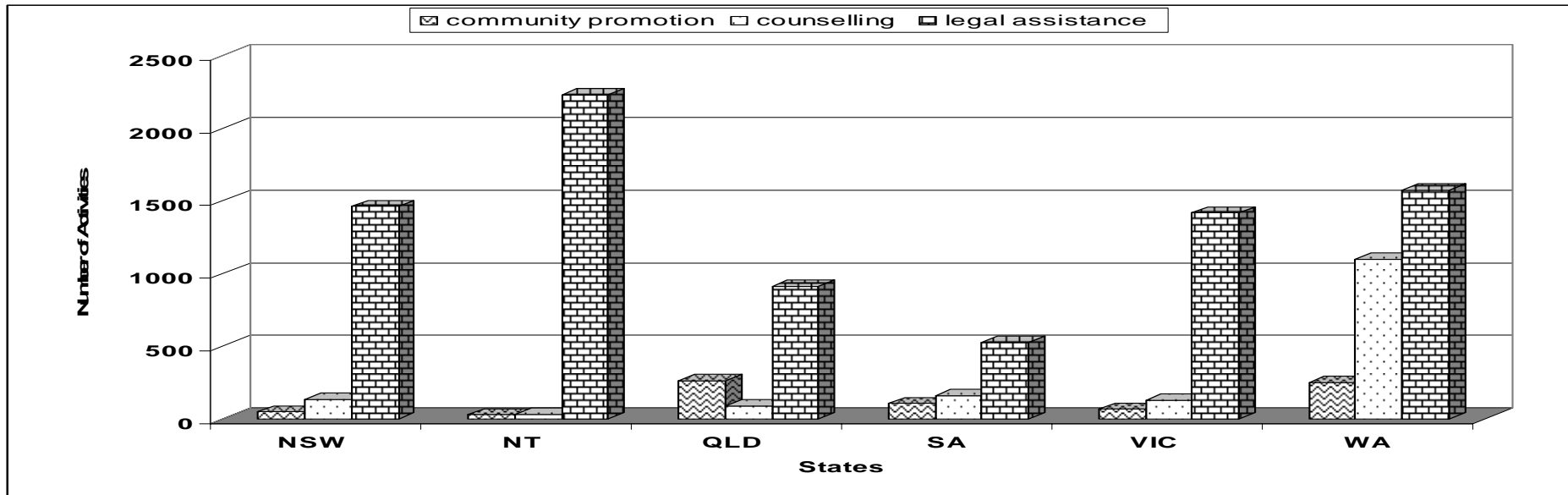
- The greatest numbers of people accessing services in Queensland are females whose ages are not disclosed. This could be due to the data forms not being fully completed.
- The next most frequent group that accessed the FVPLS units within Queensland is females aged between 25 and 34 years. This is consistent across Australia.
- There are low numbers of children accessing services.
- The majority of males accessing the services are between 35 and 44 years of age.
- There are a total of six FVPLS units in Queensland of which four were approved funding throughout 2004-05 after the budget announcement.
- All Queensland FVPLS units except East and West Cape York Unit have had difficulty in the recruitment of skilled staff.

6. Victoria



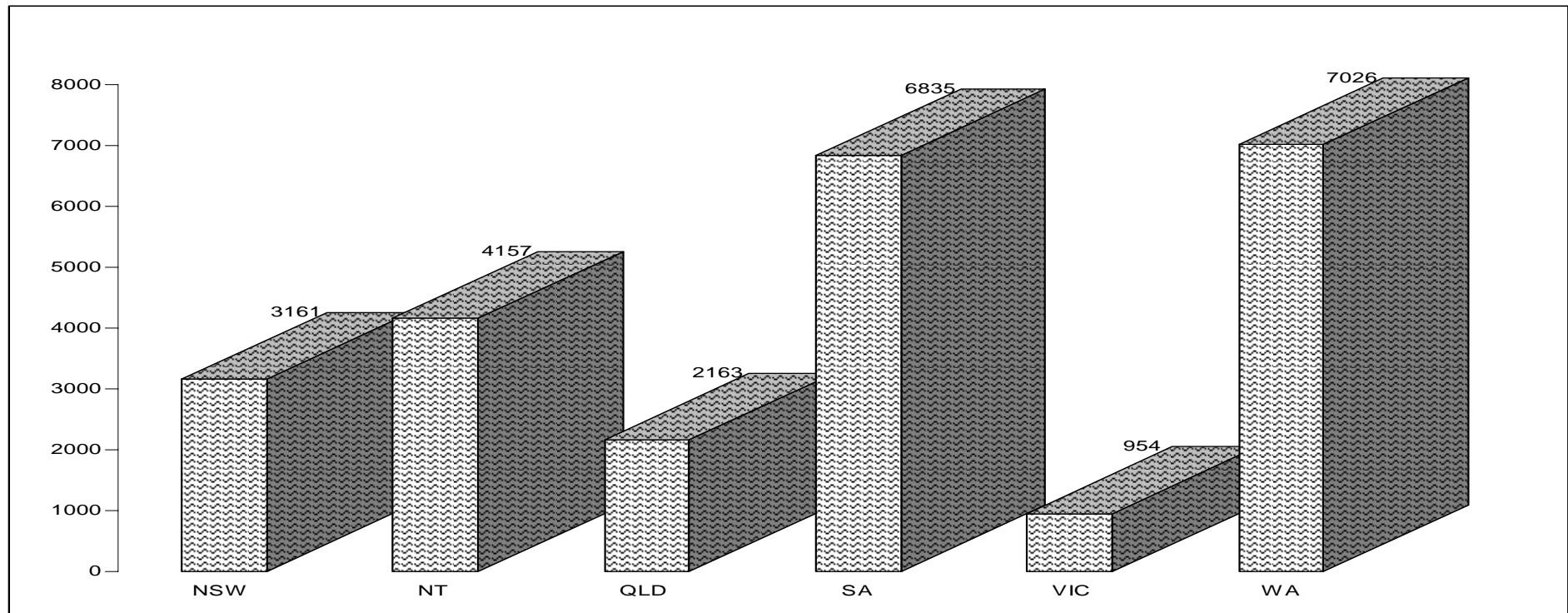
- The most frequent group that accessed the FVPLS units within WA is females aged between 25 and 34 years. This is consistent across Australia.
- There are substantial numbers of females between 35 and 44 years of age accessing services.
- The majority of males accessing the services are between 35 and 44 years of age.
- There are sound numbers for children accessing the services.
- There are a total of two FVPLS units in Victoria one existing prior to 2004-05 budget announcement and one being granted funding after.

National FVPLS Activities Totals - Jan to Dec 2005



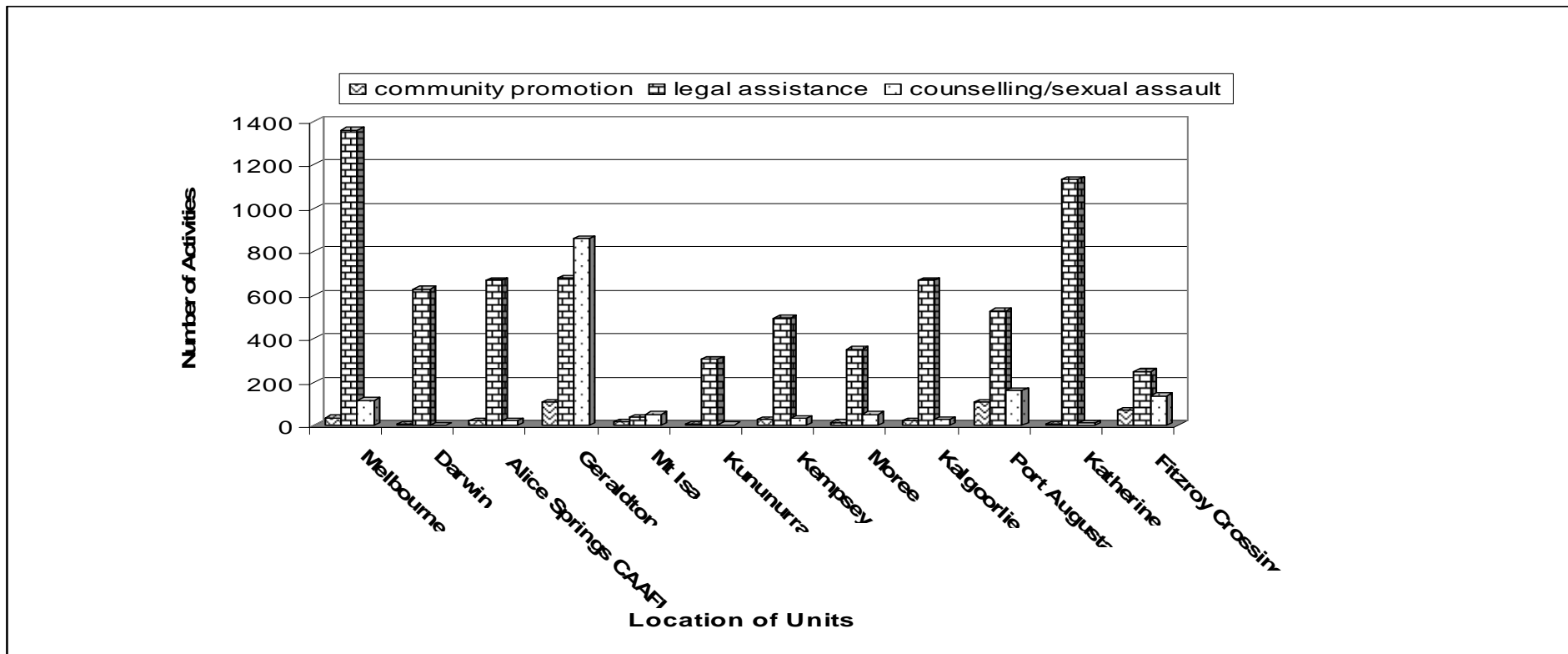
- The largest service activity across Australia is for legal services. This is consistent with the priority of the FVPLS program Operational framework.
- The WA FVPLS units provide consistent numbers across community promotion, counselling and legal assistance activities in accordance with the service delivery priorities outlined in the FVPLS program Operational Framework.
- SA numbers are also consistent with WA however in smaller numbers due to less FVPLS units.
- The NT FVPLS units provide the greatest number of legal assistance across Australia, however very little community promotion and counselling.
- Queensland is made up of a majority of new FVPLS units therefore an increased emphasis on community promotion and awareness has been done to promote the services of FVPLS units.
- Victoria has only two FVPLS units however they are comparatively higher to other states in providing legal assistance.
- NSW has five FVPLS units however their activity is comparable to that of Victoria with only two FVPLS units.

National FVPLS Occasions of Service – Jan to Dec 2005



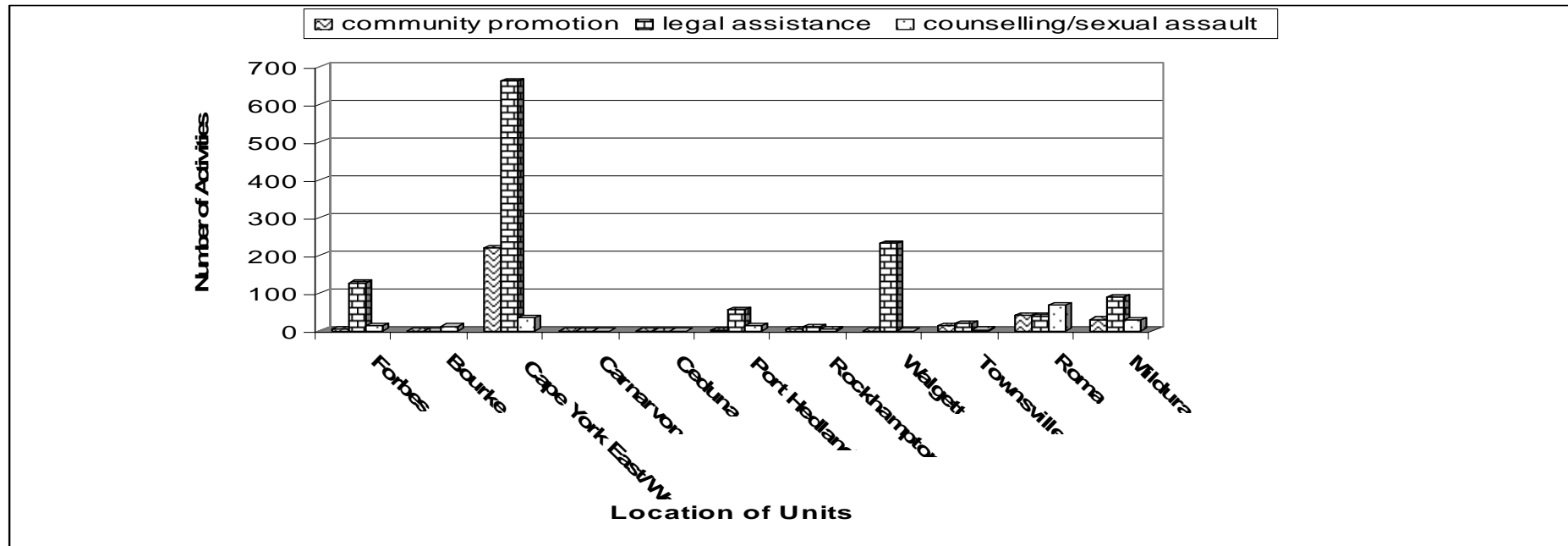
- WA FVPLS units have the greatest number of occasions of service (contact) and Victoria FVPLS units have the lowest number of occasions of service. This is reflected by the number of FVPLS units in each state eg two in Victoria and six in WA.
- SA FVPLS units have relatively high amount of contact due to only having two FVPLS units in the state and with one of these having difficulty in recruiting skilled staff. Incorrect data entry and/or interpretation could explain these figures.
- Queensland FVPLS units have relatively low amount of contact taking in account the service area of each unit, however the majority of services are new.

Existing FVPLS Units prior to 2004-05 Activities – Jan to Dec 2005



- All FVPLS units have high number for legal assistance except for the FVPLS unit located at Mt Isa due to the difficulty in recruitment and retention of a Solicitor.
- The FVPLS unit located in Geraldton has the highest number of community promotion across Australia.

New FVPLS Units established during 2004-05 Activities – Jan to Dec 2005



- The FVPLS unit located in Carnarvon has limited numbers due to an unworkable relationship with their Auspice body and the recruitment of a Solicitor.
- The FVPLS units located in Ceduna and Bourke have limited numbers due having a lot of difficulty in recruitment of all the skilled professional staff to the area including Coordinator, Solicitor and Sexual Assault Worker.
- The FVPLS unit located in Rockhampton has limited number due to having difficulty with governance and the appointment of a permanent Coordinator.
- The FVPLS unit located in Townsville has limited numbers due to the recruitment of the Coordinator did not occur until December of 2005.