

Senate Legal & Constitutional Affairs Committee
Additional Estimates 2008-2009
23-24 February 2009

Tabled Document No 1

By: DIAC

Date: 24 FEBRUARY 2009




Australian Government

Department of Immigration and Citizenship

Australian Citizenship Test Snapshot Report

January 2009



DIAC09/01048 - January 2009

people our business

Introduction

The data in this report relates to Australian citizenship tests administered by the Department of Immigration and Citizenship between 1 October 2007 and 31 December 2008.

Data for this report was extracted on 5 January 2009.

A small number of paper tests yet to be processed are not included in this report.

This report will be regularly updated and published on the department's website at www.citizenship.gov.au.

Further information about the Australian citizenship test, including the citizenship test resource book, *Becoming an Australian citizen*, is also available on that website.

Contents

Executive summary	4
Australian citizenship test outcomes	5
Program analysis	7
Country of birth analysis	9

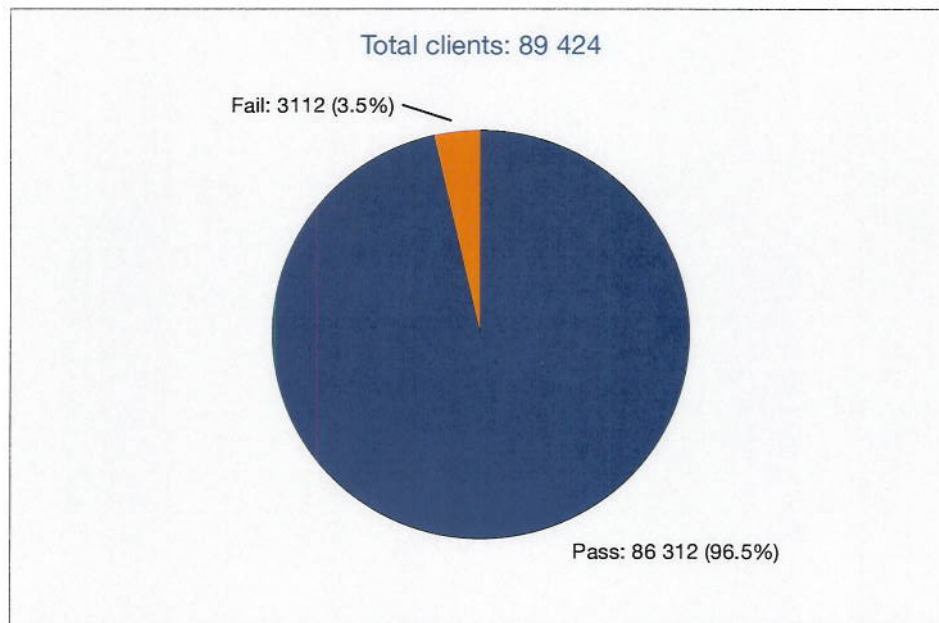
Executive Summary

Between 1 October 2007 and 31 December 2008 (figures in brackets are from data to 30 September 2008):

- 89 424 clients sat the Australian citizenship test (71 494 to 30 September);
- 86 312 clients (or 96.5 per cent) passed the test on their first or subsequent attempt (68 813 – 96.3% to 30 September);
- The department has administered 110 085 tests, including re-sits where clients did not pass the test on their first attempt (87 598 to 30 September);
- On average there are 1.2 tests administered per client (unchanged);
- The percentage of Skill stream clients who passed the test on their first or subsequent attempt is 99% (unchanged);
- The percentage of Family stream clients who passed the test on their first or subsequent attempt is 94% (unchanged); and
- The percentage of Humanitarian program clients who passed the test on their first or subsequent attempt is 84% (up from 83 per cent to 30 September).

Australian citizenship test outcomes

Test outcomes by number of clients



Test outcome - all clients	Clients	%
Pass	86 312	96.5
Fail	3 112	3.5
Total	89 424	100.0

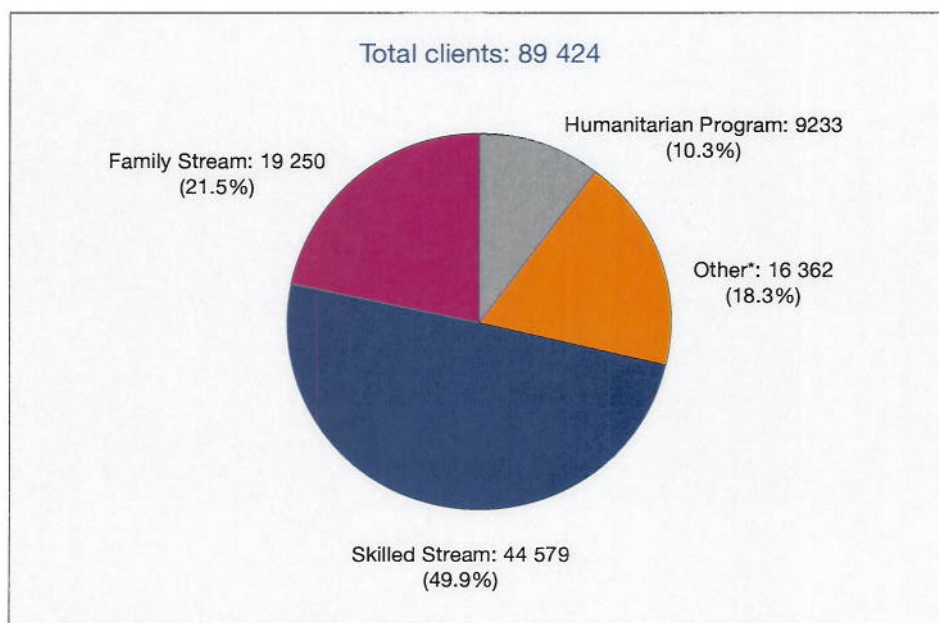
Clients can sit the test as many times as they need in order to pass. Some clients sit the test more than once before they pass, which is why there are more tests than clients.

- 86 312 clients (96.5 per cent) passed the test on their first or subsequent attempt.
- 75 572 clients (84.5 per cent) passed the test on their first attempt.

Australian citizenship test outcomes *continued*

Test participation

The following graph shows the number of clients by Migration Program/Stream:

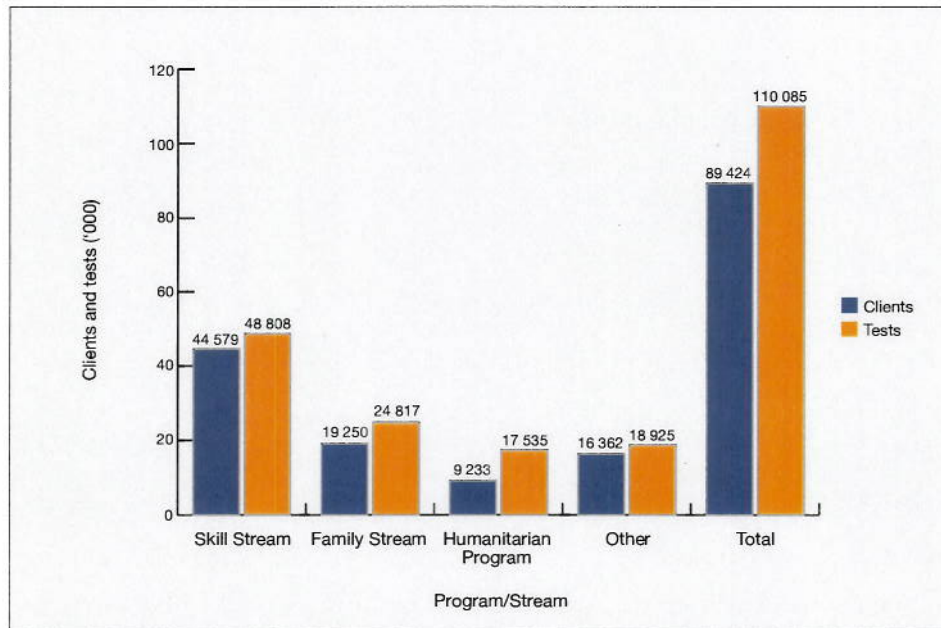


- 49.9 per cent of clients were from the Skill Stream of the Migration Program
- 21.5 per cent of clients were from the Family Stream of the Migration Program
- 10.3 per cent of clients were from the Humanitarian Program

* "Other" category includes Resident Return Visa holders and Special Category Visa holders (18.3 per cent of clients)

Program analysis

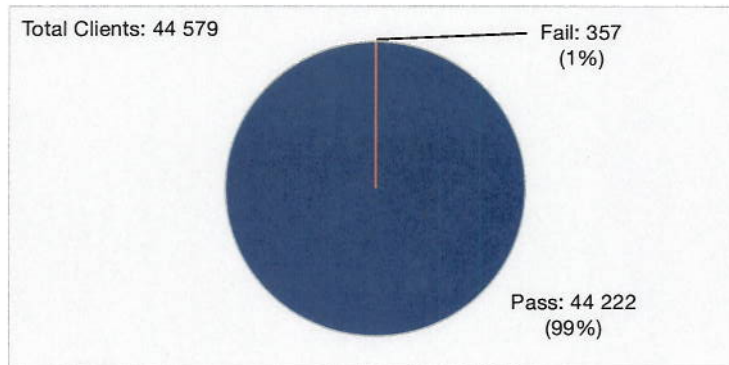
While 96.5 per cent of clients passed the test, the number of times they attempted the test varied across the Migration Program streams and the Humanitarian Program.



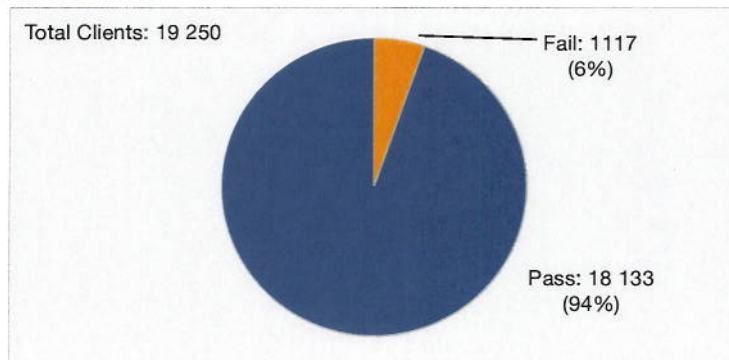
Program/Stream	Clients	% of all clients	Tests	% of all tests	Average number of tests per client
Skill Stream	44 579	49.9	48 808	44.3	1.1
Family Stream	19 250	21.5	24 817	22.6	1.3
Humanitarian Program	9 233	10.3	17 535	15.9	1.9
Other	16 362	18.3	18 925	17.2	1.2
Total	89 424	100.0	110 085	100.0	1.2

Program analysis *continued*

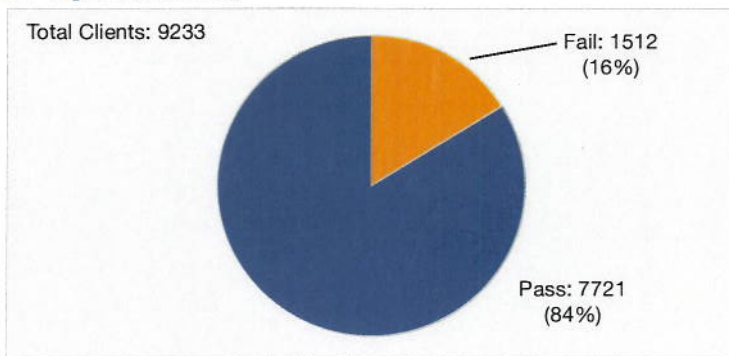
Skill Stream outcomes



Family Stream outcomes



Humanitarian Program outcomes



Country of birth analysis

As at 31 December 2008, clients born in more than 200 countries have sat the test. The following table shows the top ten countries of birth:

Country of birth	No. of clients	% of total	Pass	Fail
United Kingdom	14 628	16.4	14 549	79
China	10 149	11.4	9 857	292
India	9 522	10.7	9 454	68
South Africa	3 503	3.9	3 494	9
Philippines	3 083	3.4	3 032	51
Iraq	2 813	3.1	2 350	463
New Zealand	2 793	3.1	2 761	32
Sri Lanka	2 182	2.4	2 144	38
Bangladesh	2 113	2.4	2 087	26
Vietnam	1 894	2.1	1 623	271
Other countries	36 744	41.1	34 961	1 783
Total clients	89 424	100.0	86 312	3 112