

Sent: Thursday, 26 February 2009 5:32 PM

To: Cahill, Margaret (SEN)

Subject: Senator requested update to detention reporting [SEC=UNCLASSIFIED]

Hi Margaret

In the course of the Estimates hearing on Tuesday, Senator Fierravanti-Wells requested that she be provided with an update of DIAC'ss detention statistics summary. Jackie Wilson, FAS- Community and Detention Services undertook to provide the data to her. I would be most grateful if you could pass to the Senator the information below:

The latest version available is for 13 February 2009, and it is attached.

The URL where weekly updates to this report can be accessed on the DIAC website is:

<http://www.immi.gov.au/managing-australias-borders/detention/facilities/statistics/>

(See attached file: DETENTION STATISTICS SUMMARY 13 February 09.doc)

Many thanks,

Tony

Tony Striegl
Director
Parliamentary Coordination Section

Important Notice: If you have received this email by mistake, please advise the sender and delete the message and attachments immediately. This email, including attachments, may contain confidential, sensitive, legally privileged and/or copyright information. Any review, retransmission, dissemination or other use of this information by persons or entities other than the intended recipient is prohibited. DIAC respects your privacy and has obligations under the Privacy Act 1988. The official departmental privacy policy can be viewed on the department's website at www.immi.gov.au. See: <http://www.immi.gov.au/functional/privacy.htm>

IMMIGRATION DETENTION STATISTICS SUMMARY

Community and Detention Services Division, DIAC - As at 13 February 2009

As at 13 February 2009, there were 37 children (aged under 18 years) in immigration detention. 36 were detained in the community under residence determinations and one was in immigration residential housing.

In total there were 394 people in immigration detention, including 65 in community detention. Of these 394 people, four were illegal foreign fishers.

Figure 1

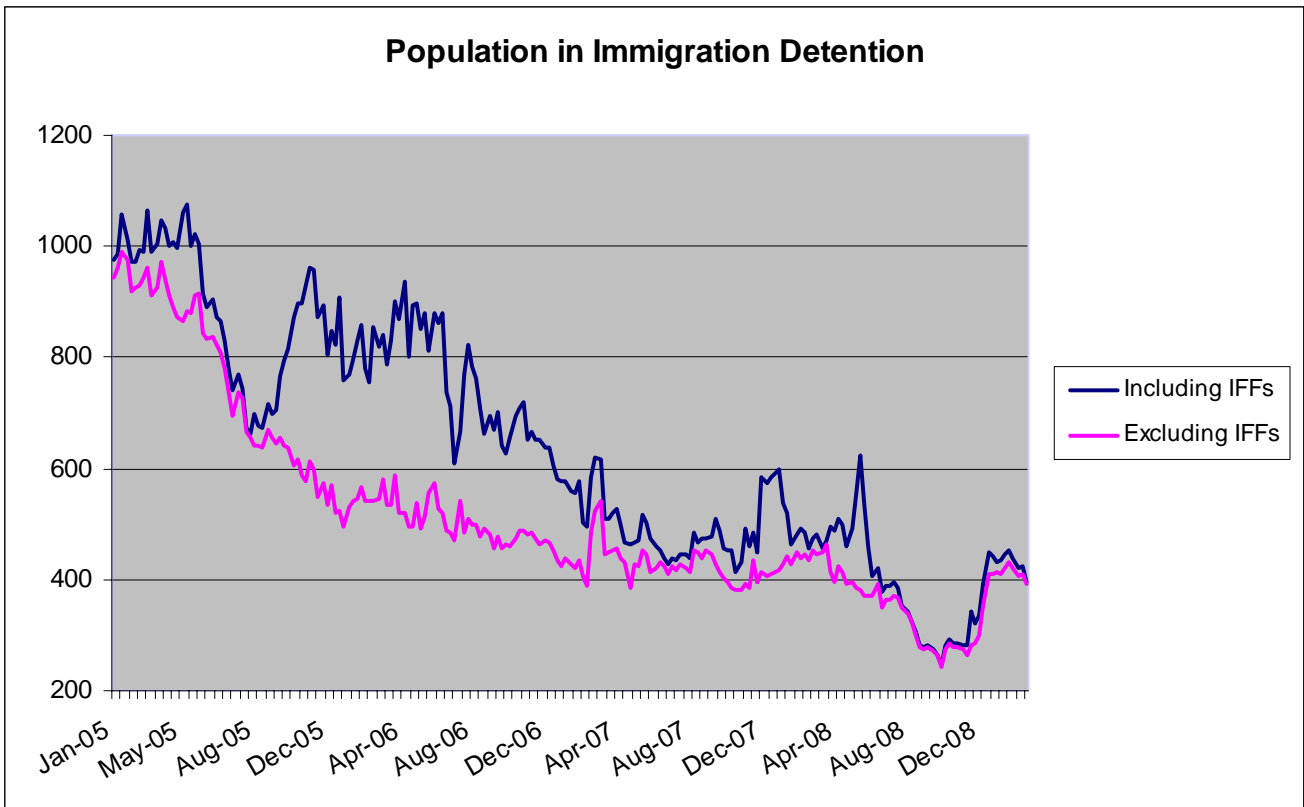
Place of immigration detention (Regular use capacity)	Men	Women	Children	Total	Change from last week
Villawood IDC (368)	104	13		117	-2
Northern IDC (Darwin) (420)	3	0		3	-9
Maribyrnong IDC (70)	48	5		53	-3
Perth IDC (42)	8	1		9	-1
Christmas Island Facility (104)	103			103	-4
Total in IDCs (1004)	266	19	0	285	-19
Sydney Immigration Residential Housing (34)	9	3	0	12	0
Perth Immigration Residential Housing (12)	4		1	5	-1
Brisbane Immigration Transit Accommodation (29)	2		0	2	+1
Melbourne Immigration Transit Accommodation (30)			0	0	-13
Total in Immigration Residential Housing and Immigration Transit Accommodation (105)	15	3	1	19	-13
Community Detention ¹	19	10	36	65	-1
Alternative Temporary Detention in the Community ²	24	1	0	25	+3
Restricted on Board Vessels in Port ³	0				
Total	324	33	37	394	-30

¹ Community Detention does not require the person to be accompanied by a designated person.

² Includes detention in the community with a designated person in private houses / correctional facilities / watch houses / hotels / apartments / foster care / hospitals.

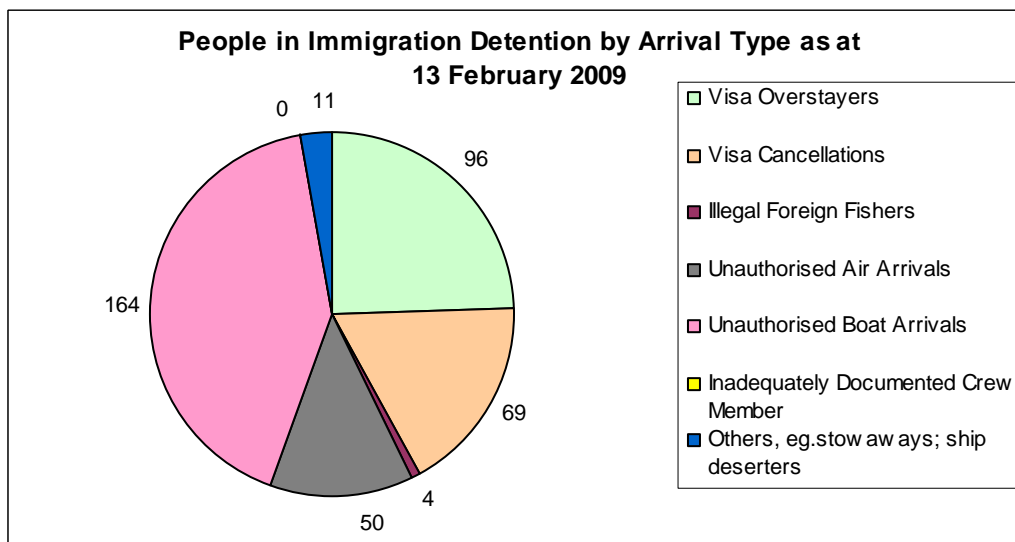
³ The requirement for ships' crew who visit Australian ports without an appropriate visa to remain on their vessel while it is in port (under section 249 of the *Migration Act 1958*) has been enforced for each of these people.

Figure 2



The following pie chart shows that as at 13 February 2009 there were 165 people (about 42 per cent of the total immigration detention population) who had arrived in Australia lawfully and were then taken into immigration detention for either overstaying their visa or breaching their visa conditions, resulting in a visa cancellation. The number of people in immigration detention who had arrived unlawfully by air or boat as at 13 February 2009 was 214, representing about 54 per cent of the total immigration detention population.

Figure 3



The following pie chart shows that as at 13 February 2009 there were 268 people who had not applied for a protection visa while in immigration detention and 53 people who had their protection visa application refused. A further 20 were seeking a merits-based or judicial review of a negative decision on their initial application for a protection visa or on an application remitted for decision by the RRT or the courts, and 53 were awaiting a decision from the Department on their protection visa application. These 53 had applied for protection after having been taken into immigration detention.

Figure 4

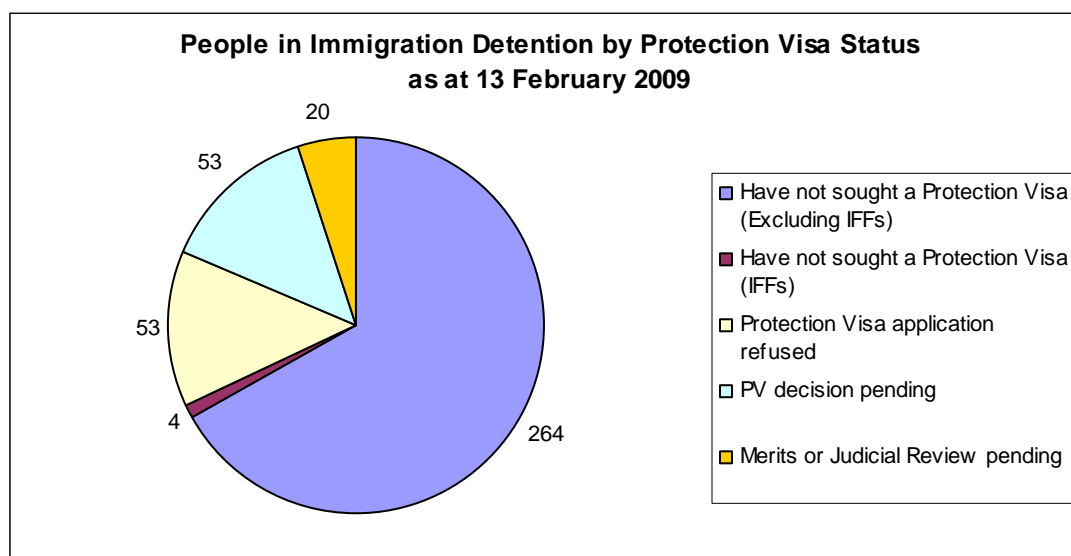


Figure 5

Location of people in immigration detention as at 13 February 2009	
	No. of People as at Midnight Census
Immigration Detention Centres (excluding IFFs)	
Immigration Detention Centres (excluding Christmas Island)	179
Christmas Island Facility	103
Total in Immigration Detention Centres (excluding IFFs)	282
Alternative Detention (excluding IFFs)	
Immigration Residential Housing (excluding Christmas Island)	17
Immigration Residential Housing Christmas Island	0
Immigration Transit Accommodation	2
Alternative Temporary Detention in the Community	24
Restricted on Board Vessels in Ports	0
Total in Alternative Temporary Detention Arrangements	43
Community Detention	
Community Detention (excluding Christmas Island)	28
Community Detention, Christmas Island	37
Total in Community Detention Arrangements	65
Illegal Foreign Fishers (IFFs)	
Immigration Detention Centres (IFFs)	3
Alternative Temporary Detention in the Community (IFFs)	1
Total IFFs	4
TOTAL IN IMMIGRATION DETENTION	394

Figure 6

People in immigration detention by nationality as at 13 February 2009					
Nationalities	Adult		Child (<18 years)		Total
	Male	Female	Male	Female	
Afghanistan	78	3	23	0	104
China, People's Republic of	53	13	1	2	69
Iraq	16	3	2	2	23
Indonesia	21	1	2	0	24
Vietnam	16	2	0	0	18
Sri Lanka	15	0	1	0	16
New Zealand	14	2	0	0	16
Malaysia	9	1	0	0	10
Iran	6	1	0	1	8
South Korea	6	2	0	0	8
Other	90	5	1	2	98
Total	324	33	30	7	394

Figure 7

Children in immigration detention as at 13 February 2009	
Type	Total
Immigration Detention Centres	0
Immigration Residential Housing	1
Immigration Transit Accommodation	0
Alternative Temporary Detention in the Community	0
Community Detention	36
Total	37

As at 13 February 2009, there were 37 children (aged under 18 years) in immigration detention. 36 were detained in the community under residence determinations and one was in immigration residential housing.

Figure 8

Length of time in detention as at 13 February 2009		
Period Detained	Total	% of Total
7 days or less	15	3.8%
1 week - 1 month	66	16.8%
1 month - 3 months	182	46.2%
3 months - 6 months	28	7.1%
6 Months - 12 months	26	6.6%
12 months - 18 months	25	6.3%
18 months - 2 years	15	3.8%
Greater than 2 years	37	9.4%
Total		100%

Of the 394 people in immigration detention as at 13 February 2009, 263 have been detained for less than three months.