



AUSTRALIAN SENATE

PARLIAMENT HOUSE
CANBERRA ACT 2600
TEL: (02) 6277 3350
FAX: (02) 6277 3199

CLERK OF THE SENATE

D16/150182

14 October 2016

Ms Lyn Beverley
Secretary
Finance and Public Administration Legislation Committee
Parliament House
CANBERRA ACT 2600

Dear Ms Beverley

ESTIMATES HEARING 17 OCTOBER 2016 – DEPARTMENT OF THE SENATE

In accordance with the usual practice, I attach the latest information, statistics and graphs of recent committee activity.

Yours sincerely

(Rosemary Laing)

SENATE COMMITTEE ACTIVITIES

REPORT TO THE FINANCE AND PUBLIC ADMINISTRATION LEGISLATION COMMITTEE

SUPPLEMENTARY BUDGET ESTIMATES – 17 OCTOBER 2016

SUMMARY

The following data shows trends and comparison in the activities of Senate standing committees.

- In the 45th Parliament, at 14 October 2016, there have been:
 - (1) a total of 61 references;
 - (2) a total of 27 reports published.
- For details of references to committees in recent Parliaments, see **graphs 1 and 2**.
- For details of reports produced in recent Parliaments, see **graph 3**.
- For details of hearings held in recent years, see **graph 4**.
- The Department is currently supporting two select committees. During the 44th Parliament, the Senate Department supported a total of 13 select committees (one committee was re-established so is counted twice).
- At present, the Senate Department is also supporting 2 Joint Standing Committees.
- The busiest committee during the 44th Parliament was the Economics Committee, which managed 20 inquiries in February 2016, and 18 in September and November 2015.

Average staffing for 2016-17: At 6 October 2016 there were 68 Full Time Equivalent staff in the Committee Office (see **FTE graph**).

Average staffing for 2015-16: At June 2016 there were 65.9 Full Time Equivalent staff in the Committee Office. The average FTE for 2015-16 was 66.8.

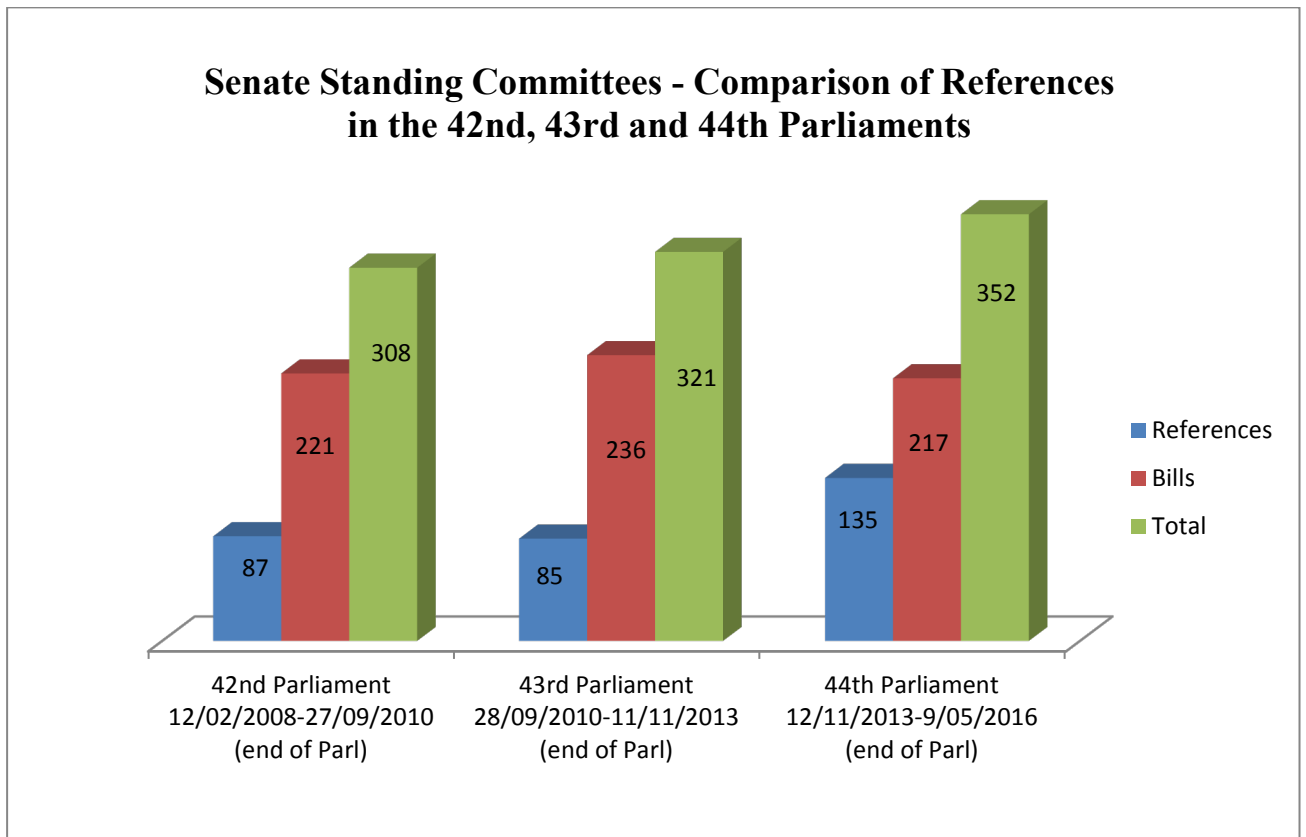
Cost of running Senate committees: The current budget for the Committee Office is approximately \$8.8 million (cash). At August 2016, the 2016-17 year-to-date operational costs for the Committee Office were \$1.3 million.

The budget for the Committee Office in 2015-16 was \$8.5 million. In 2015-16, operational costs for the Committee Office were \$10.7 million (including corporate overheads)

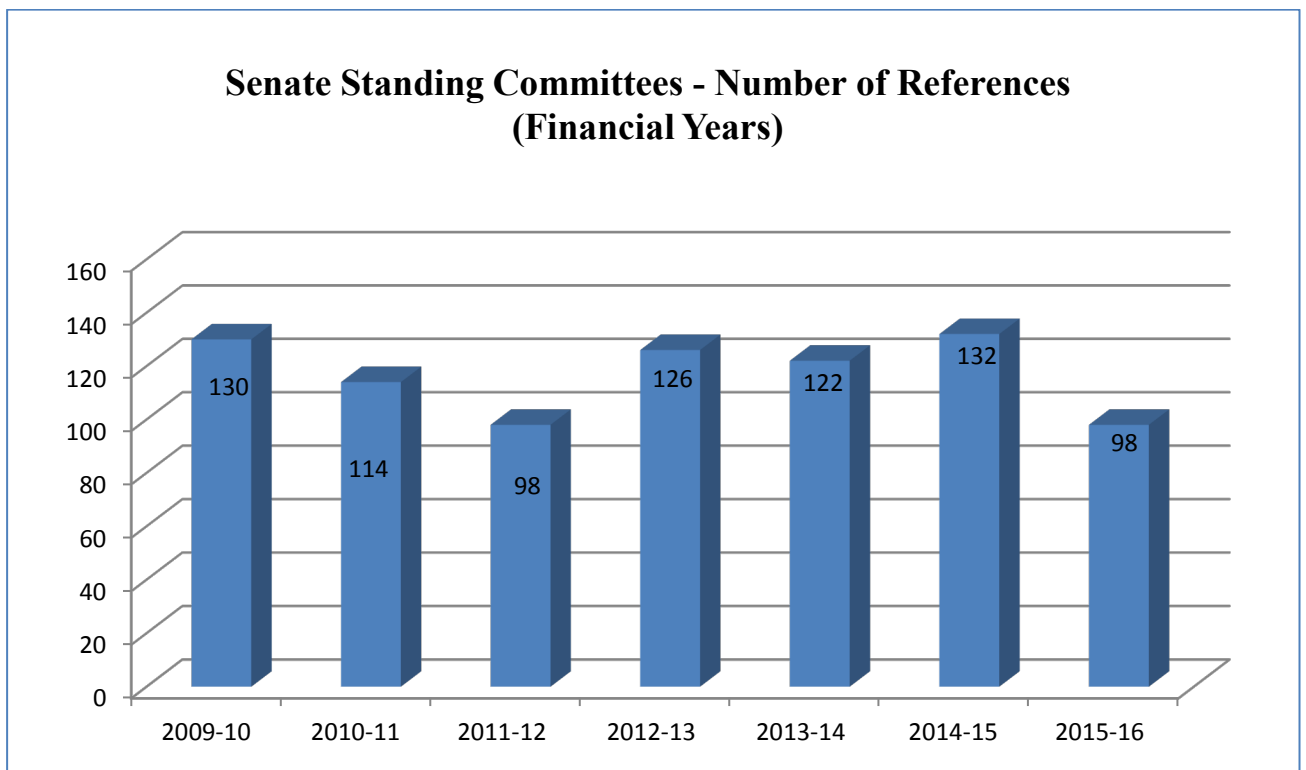
The attached financial summary includes estimated costs incurred by 'category of committee' for the four years 2013-14 to 2016-17. These staffing costs are based on estimates of time allocated by departmental staff and are a guide only.

In this summary, the total program expense for 2015-16 of \$8.8 million reflect increased supplier costs including (travel, printing and venue hire) due to additional committee workload. Full details are available in the department's Annual Report.

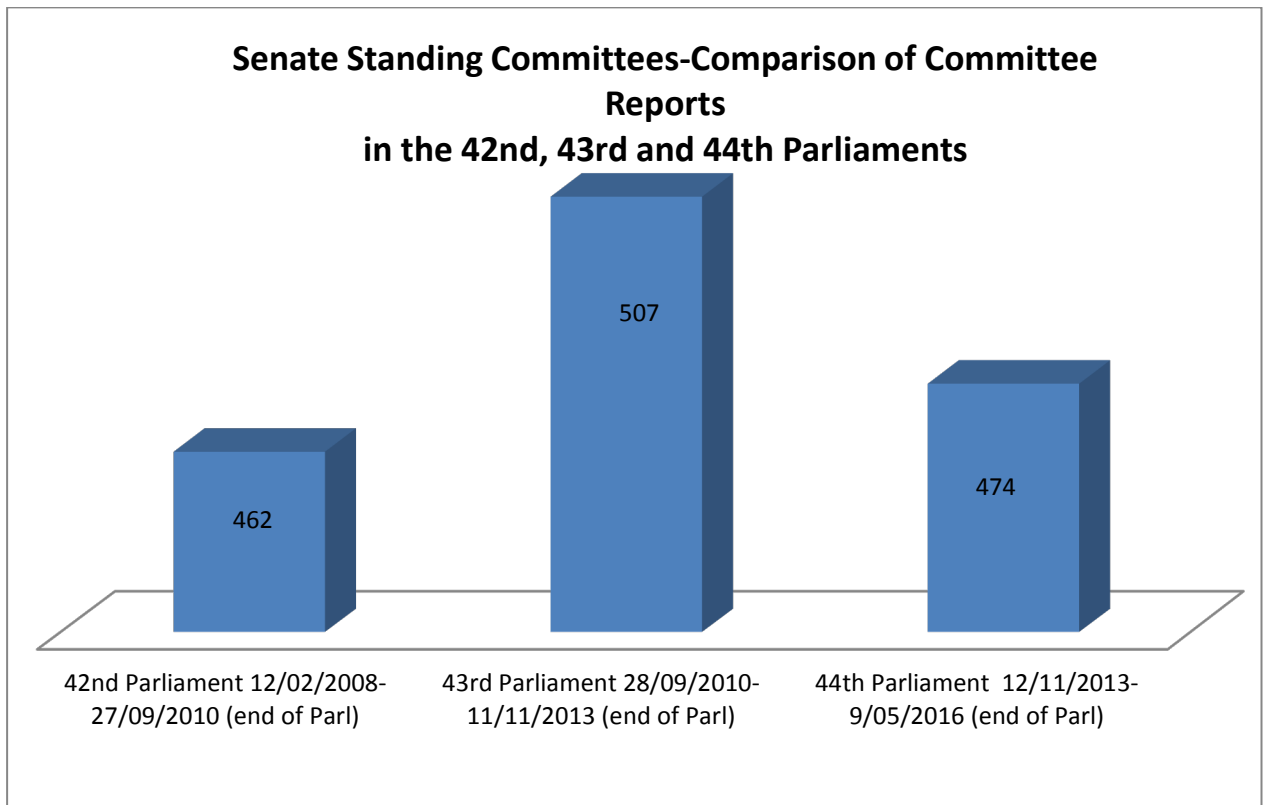
Graph 1



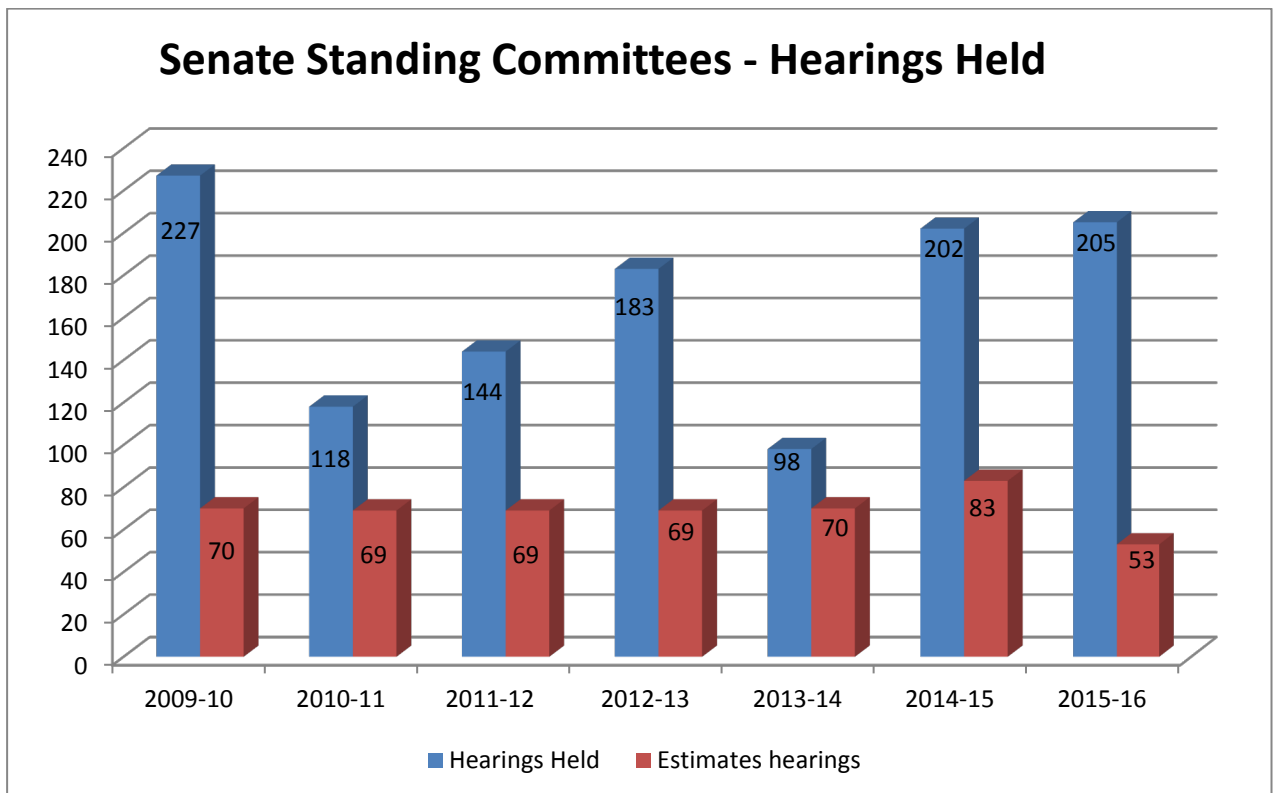
Graph 2



Graph 3



Graph 4



**SUMMARY COMPARISON OF COMMITTEE COSTS BY CATEGORY -
STANDING, SELECT AND JOINT COMMITTEES – 2013-14 TO 2016-17**

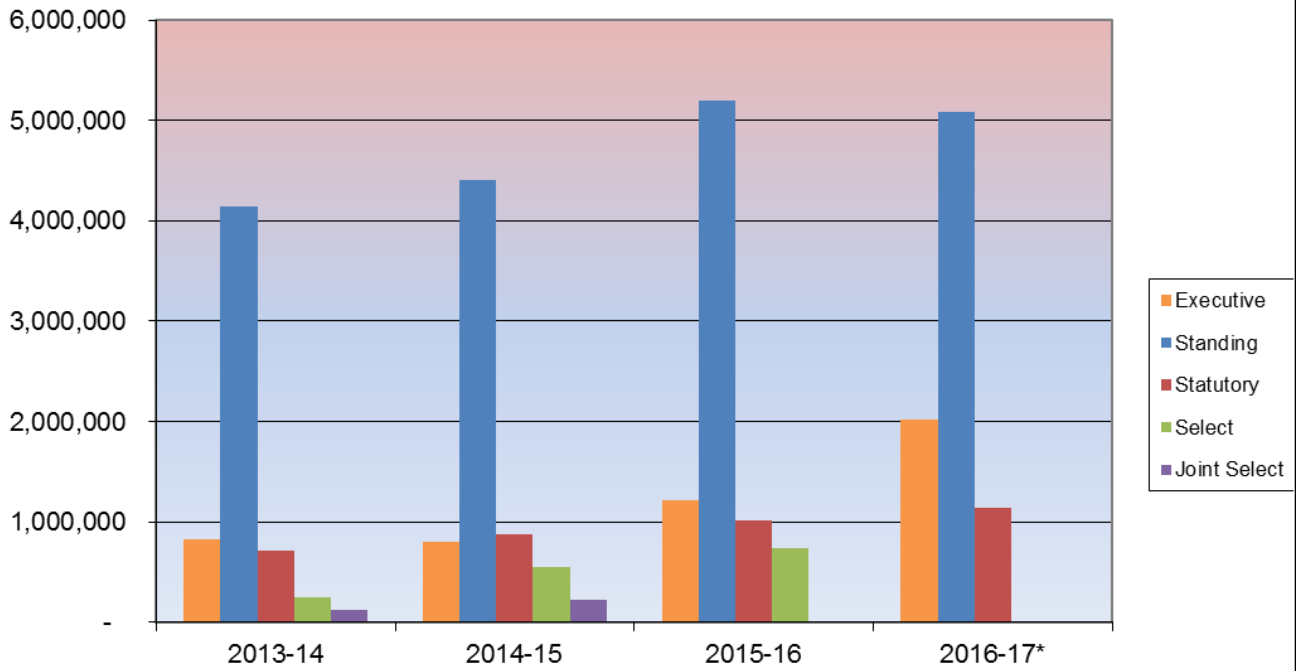
Expenses	2013-14	2014-15	2015-16	2016-17*
Executive				
Staff Costs	822,952	800,436	1,219,392	2,019,587
Administrative Costs	41,541	24,360	57,059	152,122
Total Expenses	864,493	824,796	1,276,451	2,171,709
Standing				
Staff Costs	4,143,561	4,406,759	5,199,215	5,081,714
Administrative Costs	263,927	444,773	484,019	287,408
Total Expenses	4,407,487	4,851,532	5,683,234	5,369,122
Statutory				
Staff Costs	715,560	882,953	1,019,048	1,143,211
Administrative Costs	60,946	92,300	112,212	32,639
Total Expenses	776,506	975,253	1,131,260	1,175,849
Select				
Staff Costs	253,201	549,334	744,230	-
Administrative Costs	23,391	72,953	96,803	-
Total Expenses	276,592	622,287	841,033	-
Joint Select				
Staff Costs	125,875	217,860	719	-
Administrative Costs	20,201	50,209	3,007	-
Total Expenses	146,075	268,069	3,726	-
Total Program Expense	6,471,154	7,541,937	8,935,704	8,716,680

* *Estimated actual - based on average monthly expenditure. This excludes the select committees as at the time of reporting costs had not been incurred.*

Staff costs - the salaries of Senate staff working within the secretariat.

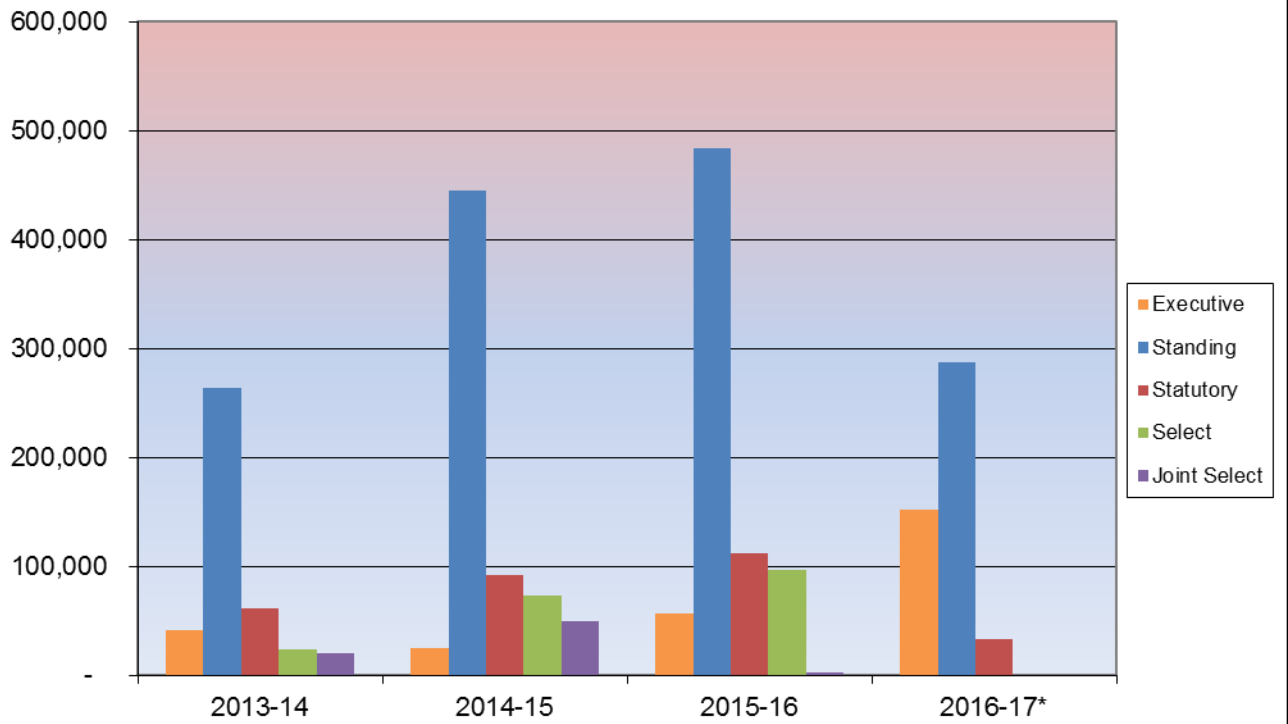
Administrative costs – includes advertising inquiries, refreshments at hearings, hire of hearing venues, flights and aircraft charters to attend hearings, printing etc.

Committee Office - Staff Costs



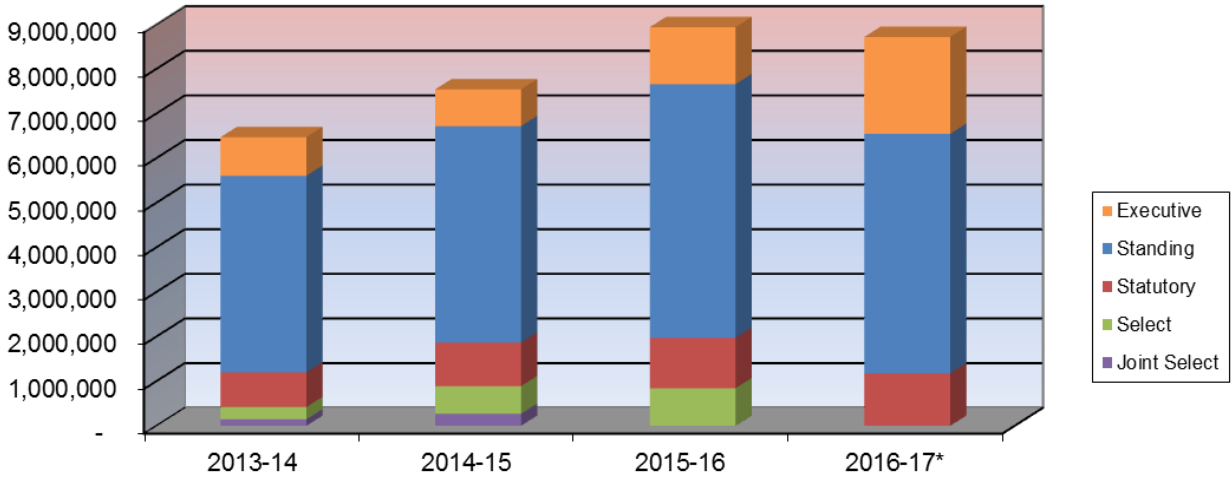
* Estimated actual based on data as at 31 August 2016

Committee Office - Administrative Costs



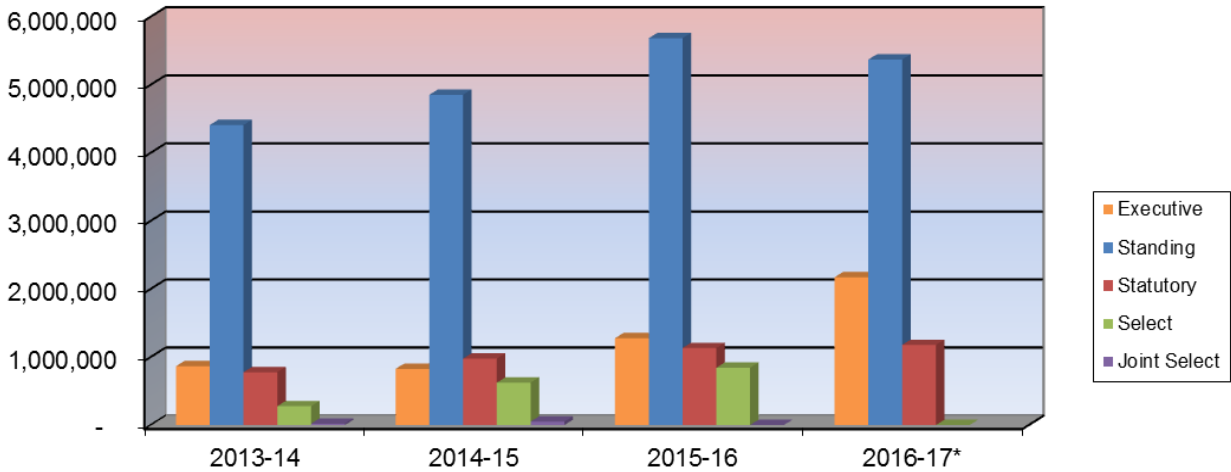
* Estimated actual based on data as at 31 August 2016

Committee Office - Total Expenditure



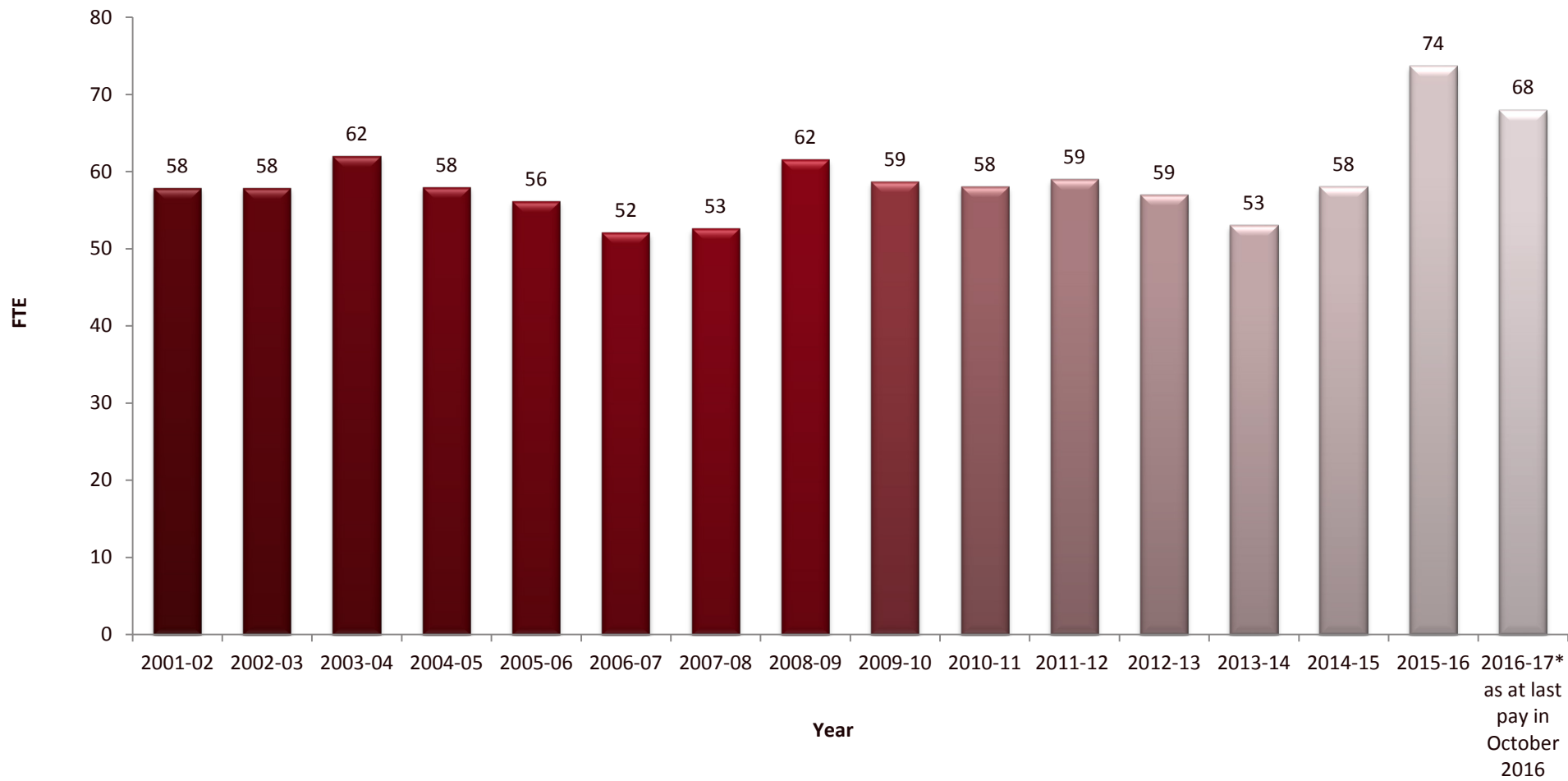
* Estimated actual based on data as at 31 August 2016

Committee Office - Total Expenditure



* Estimated actual based on data as at 31 August 2016

Committee Office FTE 2001/02 to 2016/17





AUSTRALIAN SENATE

PARLIAMENT HOUSE
CANBERRA ACT 2600
TEL: (02) 6277 3350
FAX: (02) 6277 3199

CLERK OF THE SENATE

12 October 2016

Ms Lyn Beverley
Secretary
Finance and Public Administration Legislation Committee
The Senate
Parliament House
Canberra ACT 2600

Dear Ms Beverley

SUPPLEMENTARY BUDGET ESTIMATES HEARING – 17 OCTOBER 2016
DEPARTMENT OF THE SENATE

In response to the Committee's previous interest in the Senate Occasional Lecture Series, I attach information on the planned lectures for the remainder of the 2016 calendar year and final costs associated with the honorarium and travel for presenters for the 2015-16 financial year.

Yours sincerely

(Rosemary Laing)

Senate Occasional Lecture Series

Each year the department holds a number of lectures which are open to the public.

Seven lectures were held in the 2015-16 financial year:

2015	Lecturer	Topic
July	No lecture	
14 August	Ms Jane Halton	PGPA Act and public sector reform
18 September	Mr Phil Bowen	The role of the Parliamentary Budget Office
October	No lecture	<i>(Magna Carta Symposium held on 30 October)</i>
13 November	Dr Chris Sarra	Leadership and Australia's first peoples
December	No lecture	
2016	Lecturer	Topic
5 February	Professor Graeme Orr	Ritual and rhythm in electoral systems
11 March	Professor Cheryl Saunders and Mr Stephen Argument	Delegated legislation
29 April	Professor Russell Trood	Cancelled due to illness
13 May	Professor Simon Tormey	Challenges for representative democracy
24 June	Dr Bede Harris	Constitutional reform

So far, three lectures have been held in the 2016-17 financial year and a further two are planned for October and November.

2016	Lecturer	Topic
22 July	Ms Leah Armstrong	Reconciliation Action Plans in business and government
2 September	Professor Paul Strangio	The Prime Ministership since Federation
30 September	Professor Anika Gauja	Political parties and reform

28 October	Professor Tom Frame	Conscription, conscientious objection and parliament
4 November	Professor Anne Twomey	The Annual Harry Evans Lecture

The department pays an honorarium (except where it is declined or would be inappropriate, such as for Commonwealth officers) and travel costs for the presenters.

The below table sets out expenses incurred in previous financial years and the current total so far for the 2016-17 financial year after 3 lectures:

Financial year	Honorarium	Travel and associated costs
2011-12	\$3,500	\$2,571
2012-13	\$3,500	\$4,287
2013-14 ^	\$4,954	\$4,414
2014-15	\$3,000	\$2,725
2015-16	\$2,500	\$3,719
2016-17*	\$1,500	\$2,457

^ 2013-14 featured two panels with a total of five participants hence the increase in honoraria.

** Total to 30 September 2016*