



PARLIAMENT OF AUSTRALIA

# **Eighty Eighth Annual Report**

**Parliamentary Standing Committee on Public Works**

February 2025

CANBERRA

© Commonwealth of Australia 2025

ISBN 978-1-76092-772-1 (Printed version)

ISBN 978-1-76092-773-8 (HTML version)

All material in this report is provided under a Creative Commons Attribution-NonCommercial-NoDerivs 4.0 Australia licence. The material may be shared, copied and redistributed provided that:

- it is for non-commercial purposes
- the committee named on the previous page is credited as the author
- the committee is not represented as endorsing the use of the material
- any changes are clearly identified
- no additional legal or technical restrictions are applied to restrict use that complies with the licence.

If the material is remixed, transformed or built upon, the modified material may not be distributed.



Full details of this licence are available on the Creative Commons website:  
<https://creativecommons.org/licenses/by-nc-nd/4.0/>.



# Committee membership

## ***Chair***

Mr Graham Perrett MP Moreton, QLD

## ***Deputy Chair***

Hon Keith Pitt MP (*to 20 January 2025*) Hinkler, QLD

Mr Andrew Willcox MP (*from 6 February 2025*) Dawson, QLD

## ***Members***

Hon Karen Andrews MP McPherson, QLD

Senator the Hon Richard Colbeck LP, TAS

Senator Maria Kovacic LP, NSW

Senator Louise Pratt ALP, WA

Ms Tracey Roberts MP Pearce, WA

Mr David Smith MP Bean, ACT

Mr Tony Zappia MP Makin, SA

This Committee is supported by staff of the Department of the House of Representatives.



# Contents

**Committee membership ..... iii**

## Report

**1. Eighty Eighth Annual Report ..... 1**

Inquiries and Reports ..... 2

Medium Works ..... 3

Government response to the Eighty Seventh Annual Report ..... 4

**2. Post-Implementation Reports ..... 5**

Analysis findings ..... 6

    Costs ..... 6

    Scope changes ..... 9

    Timeframes ..... 10

    Agency track records ..... 11

    Non-findings ..... 12

    On the PIR process ..... 13

    Conclusion ..... 13

## Appendixes

**Appendix A. Committee meeting and hearings ..... 15**

**Appendix B. Reports presented and value of works approved by the  
Committee ..... 17**

**Appendix C. Post-implementation reports received ..... 21**

**Appendix D. Medium works approved by the Committee ..... 23**





# 1. Eighty Eighth Annual Report

- 1.1 Under section 16 of the *Public Works Committee Act 1969* (the Act), the Parliamentary Standing Committee on Public Works must table in each House of the Parliament a report of its proceedings from 1 January to 31 December for the preceding year.
- 1.2 The Act requires that the Committee consider and report on each referred public work ‘as expeditiously as practicable’.<sup>1</sup> Public works cannot commence until the Committee has reported on the works to Parliament and the House of Representatives resolves that it is expedient to carry out the work.
- 1.3 The Act states that in considering and reporting on a public work, the Committee shall have regard to:
  - the stated purpose of the work and its suitability for that purpose
  - the necessity for, or the advisability of, carrying out the work
  - the most effective use that can be made, in the carrying out of the work, of the monies to be expended on the work
  - where the work purports to be of a revenue-producing character, the amount of revenue that it may reasonably be expected to provide, and
  - the present and prospective public value of the work.<sup>2</sup>
- 1.4 The standard inquiry process allows time for public comment on proposed works and opportunities for the Committee to inspect the proposed work site(s) prior to holding public and in-camera hearings. The Committee’s website provides information on all past and current projects referred to it for inquiry.
- 1.5 The Committee’s website also has a copy of the Act and the *Public Works Committee Procedure Manual*. The Procedure Manual provides guidance for Australian Government entities involved in delivering public works. It presents information to help entities understand:
  - their obligations to the Committee
  - the information that must be provided to the Committee, and
  - the Committee inquiry process.
- 1.6 In 2024 the Committee tabled nine inquiry reports and one annual report, and held 37 meetings including private meetings, site inspections, and public and in-camera

---

<sup>1</sup> The Act, Part III, Section 17(1).

<sup>2</sup> The Act, Part III, Section 17(3).

hearings. Appendix A contains a list of all Committee meetings and hearings held during 2024.

## Inquiries and Reports

- 1.7 The Minister for Finance refers all public works with an estimated cost of over \$15 million to the Committee. This threshold cost has been revised over time, reflecting increases to construction costs. Since 2006 all major capital works<sup>3</sup> proposed by Commonwealth departments and statutory authorities with an estimated cost in excess of \$15 million, or in excess of \$75 million<sup>4</sup> for the Department of Defence (Defence), must be referred to the Committee for consideration.
- 1.8 Since the Act was created, the threshold has been:
- in excess of \$2 million (until 1989)
  - in excess of \$6 million (1989 to 2006)
  - in excess of \$15 million (from 2006 onwards)
  - in excess of \$75 million (from 2019, for Defence only).
- 1.9 During 2024 the Committee scrutinised 22 referrals with a combined cost of approximately \$6.485 billion. In comparison the Committee scrutinised 16 referrals in 2023 and 10 in 2022.
- 1.10 Appendix B contains a list of all major works reported on by the Committee in 2024 and their individual costs.
- 1.11 For referrals made after 2010, the Committee requires post-implementation reports on completed projects. These reports indicate whether projects have been delivered within the advised scope, cost, and timeframe. Chapter 2 of this report provides analysis of these post-implementation reports.
- 1.12 Appendix C contains a list of all post-implementation reports received by the Committee in 2024.
- 1.13 When planning inquiry timetables, the Committee and proponent entities must consider the parliamentary sitting calendar. Generally, referrals are initiated only during weeks where both houses of Parliament are sitting, and reports are tabled in both houses of the Parliament. Expediency motions can only be made once reports are tabled in both houses of the Parliament and can only be passed when the House of Representatives is sitting.

---

<sup>3</sup> Also referred to as major works, inquiries or referrals.

<sup>4</sup> The threshold amount for a public work for Defence purposes is \$75 million as per *Public Works Committee Regulation 2016*, Part II, Section 7(a).



## Medium Works

- 1.14 The Committee also considers works below the threshold of \$15 million. Entities directly notify the Committee of proposed public works projects with an estimated cost between \$5 million<sup>5</sup> and \$15 million for all purposes including Defence, and between \$15 million and \$75 million for defence purposes (excluding GST, unless GST is not recoverable). These projects are referred to as 'medium works'.
- 1.15 Medium works are not a statutory requirement. The government agreed to this practice after the first major works threshold increase from \$2 million to \$6 million, to discourage entities from splitting larger projects into smaller components, allowing them to avoid parliamentary scrutiny.
- 1.16 The Committee reviews medium works notifications to determine whether it has any concerns or objections to works proceeding. This is a longstanding practice of the Committee which enables entities to obtain project approval for lower value projects in a shorter timeframe than required for major works. Medium works must not proceed to tender until the Committee has given its approval.
- 1.17 The following provides an overview of the increases of medium works since the practice was established:
- \$2 million to \$6 million (1989 to 2006)
  - \$2 million to \$15 million (2006 to 2023)
  - \$15 million to \$75 million (2019 onwards, for Defence only)
  - \$5 million to \$15 million (2023 onwards).
- 1.18 The Committee's oversight is most effective when the Committee examines proposals which present the greatest potential for risk in a thorough and intensive manner. The adjustment of the medium works notification thresholds allows the Committee to focus on a smaller number of higher-value proposals.
- 1.19 In 2024, the Committee considered 98 medium works notifications with a combined value of \$1.341 billion. In comparison, in 2023 the Committee considered 63 medium works with a combined value of \$905.05 million.
- 1.20 In 2022 — when the lower medium works threshold remained at \$2 million — the Committee reviewed 290 medium works with a combined value of \$1.818 billion. Similarly, in 2021 the Committee was notified of 289 medium works with a combined value of \$2.176 billion.
- 1.21 Under the *Public Works Committee Regulation 2016* projects valued between \$15 million and \$75 million for defence purposes only are also considered as medium works.<sup>6</sup> In 2024 there were 22 defence purposes medium works projects between

---

<sup>5</sup> The lower threshold was raised from \$2 million to \$5 million on 1 January 2023.

<sup>6</sup> Public Works Committee Regulation 2016, Part II, Section 7(a).

\$15 million and \$75 million with a total value of \$701.66 million dollars. In 2023 there were 15 Department of Defence medium works projects between \$15 million and \$75 million with a total value of \$463.12 million dollars.

1.22 Appendix D contains a list of medium works approved by the Committee in 2024.<sup>7</sup>

## Government response to the Eighty Seventh Annual Report

1.23 The Committee's Eighty Seventh Annual Report discussed how the role of the Parliamentary Standing Committee on Public Works has evolved since its establishment in 1913. The Report suggested areas for reform to ensure the legislation supported the Committee in providing effective parliamentary oversight.

1.24 The Committee recommended that the government conduct a review of the *Public Works Committee Act 1969* to consider the range of issues raised in the annual report.

1.25 In August 2024 the Government response to the annual report agreed, in-principle, with the recommendation and noted:

- the Department of Finance has been requested to develop options for a review for Government consideration, and
- the timing of any review would be determined by Government in line with policy priorities.

1.26 The Committee welcomes the Government response and reiterates the importance of a review of the *Public Works Committee Act 1969* to reflect the evolution in the volume, type and expenditure of public works considered by the Committee.

---

<sup>7</sup> Due to national security implications some projects do not appear on the list in Appendix B.



## 2. Post-Implementation Reports

- 2.1 In 2009 the Australian National Audit Office (ANAO) conducted a performance audit on funding approvals for public works. The subsequent report<sup>1</sup> recommended post-implementation reviews to assess:
- The extent to which expected business benefits have been achieved or are expected to be achieved.
  - User and/or client satisfaction with the delivered project.
  - Whether there are lessons that could usefully be applied either within the agency or more broadly across the Commonwealth.<sup>2</sup>
- 2.2 Since 2010, proponent agencies have been required to submit post-implementation reports (PIRs) to the Committee. The purpose of post-implementation reporting is to enhance accountability and transparency, and to assist entities to identify any lessons learned.<sup>3</sup>
- 2.3 PIRs are required for all major works and the Committee may also request a PIR for medium works.
- 2.4 The Committee has developed a post-implementation report template which is available on the Committee's webpage. The template includes a summary table, as well as a more detailed component, including a section for 'lessons learned'. Proponent agencies are required to submit PIRs within three months of a project's practical completion. If appropriate, with notice to the Committee, they may be provided within three months of the end of the defect period.
- 2.5 PIRs are received by the Committee as correspondence and are not publicly available. Entities that have not returned a PIR for a completed project are sent an annual reminder. A list of received PIRs is included as an appendix in each PWC Annual Report.
- 2.6 The Secretariat maintains a database of received reports. There are currently 91 PIRs for major works, and nine PIRs for medium works (not included in the analysis described below).

---

<sup>1</sup> Australian National Audit Office, *Approval of Funding for Public Works, Audit Report No. 20 2008-09*.

<sup>2</sup> Australian National Audit Office, *Approval of Funding for Public Works, Audit Report No. 20 2008-09*, p. 30.

<sup>3</sup> Parliament of the Commonwealth of Australia, *PWC Procedure Manual Version, 9.6 2022*, p. 13.

## Analysis findings

2.7 While individual PIRs provide important transparency and accountability for projects, there are also benefits of analysing PIRs as a collective, including:

- painting a descriptive picture of a 'norm' to compare individual public works, including different norms for sub-sets of public works (for example, fit-outs)
- establishing a track record for individual agencies
- testing change between initially approved project plans and what is realised, and reflecting on what this suggests about the Committee's oversight functions
- identifying trends across projects that could inform future decision-making.

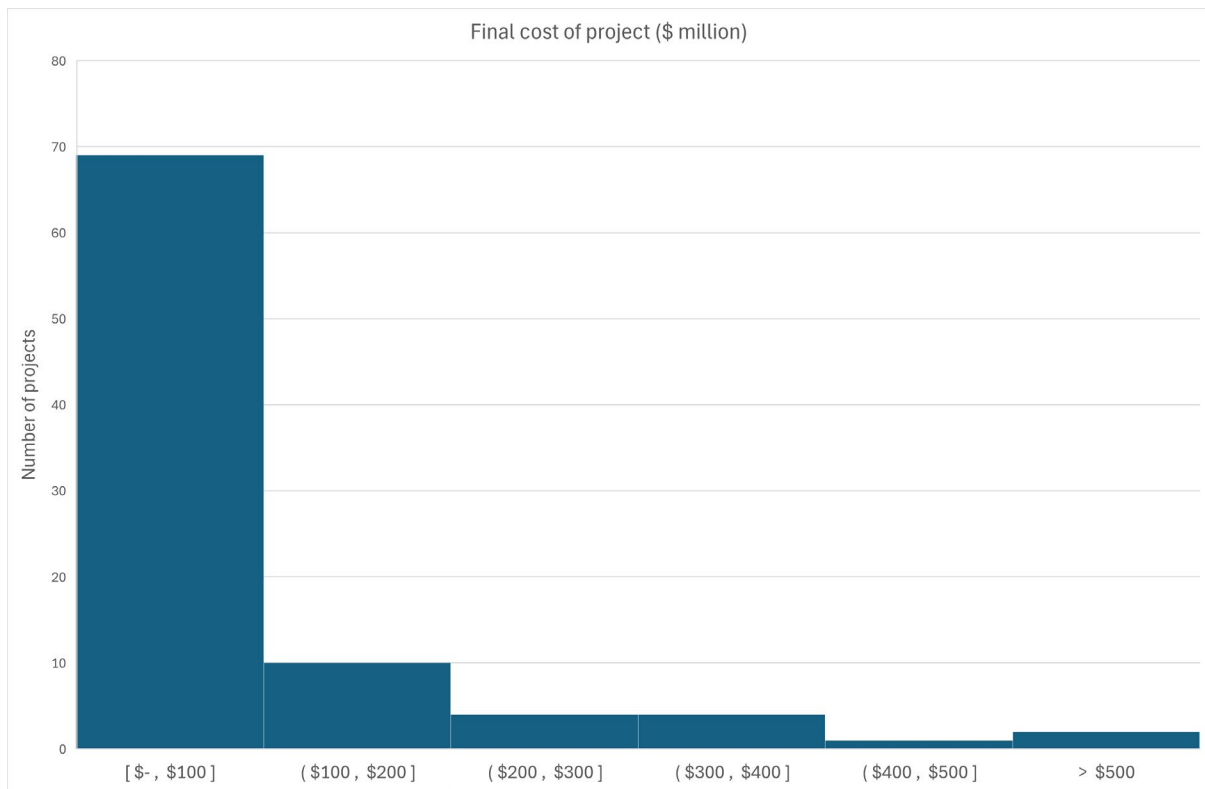
2.8 However, there are limitations in relying on simple statistics from the PIRs without detailed context. Public works are large scale projects, often with many moving parts, spanning relatively long periods of time. There are also significant differences between various public works that complicate simple comparisons. As such, changes in budget, scope, or timeline can be reflective of many combinations of factors and causality should be assumed with great caution.

2.9 With these caveats, the following analysis relates to the 91 PIRs for major projects received by the Committee to the end of the reporting period.

### Costs

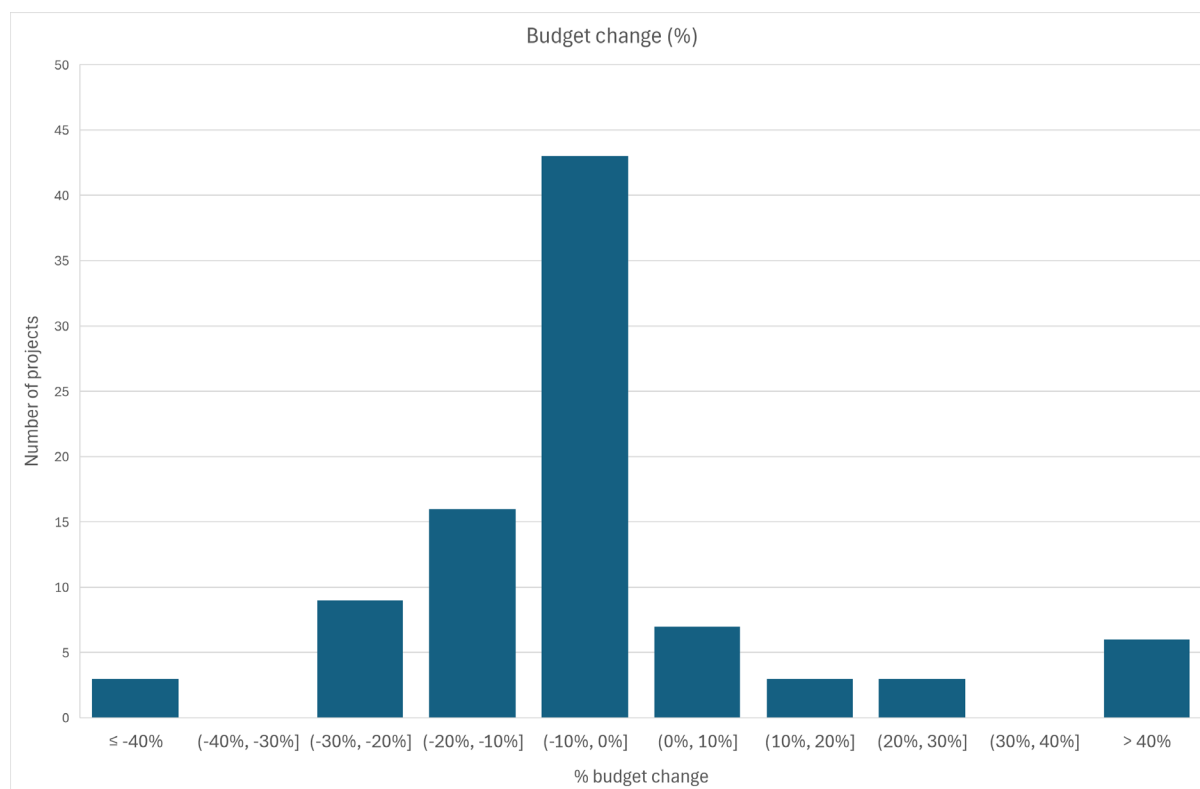
2.10 Of the PIRs reviewed, around three in four had a final cost of less than \$100 million. Two significant outliers cost \$1.3 billion and \$772 million.

**Figure 2.1 Final cost of project**



2.11 The following graph shows the distribution budget change between the initially approved cost estimate and the realised cost.

**Figure 2.2 Distribution of budget variation**



2.12 Four in five projects were delivered to or under the budget initially approved by the Committee. Of these, the average underspend was 12 per cent / \$7.7 million. The most common reasons cited for underspend are listed below.

**Table 2.1 Common reasons cited for project underspend**

Cited reason	#	%
Competitive procurement processes, contract negotiations, and favourable market conditions resulting in lower than anticipated costs	24	34%
Unused contingency	15	21%
Decrease in scope due to changing requirements	8	11%

2.13 Of the one in five projects that spent more than the initially approved budget, the average increase was 24 per cent / \$23.4 million. The most common reasons cited for increase are listed below.

**Table 2.2 Common reasons cited for project overspend**

Cited reason	#	%
Changes in design (often described as 'necessary')	12	61%

Increased scope of works	8	41%
Unfavourable foreign exchange and other market conditions	8	41%
Impact of global events (COVID-19, new tariffs, war and the Global Financial Crisis)	8	41%
Latent conditions, including asbestos contamination	6	34%

## Scope changes

2.14 For roughly three in every five projects, the initial scope approved by the Committee did not change. In the remaining 40 per cent of projects, scope was reported to increase and/or decrease (some projects reported increases in some elements and decreases in others).

2.15 In around one third of projects, the scope was reported to have increased. The most common reasons cited for increases in scope are listed below.

**Table 2.3 Common reasons cited for scope increase**

Cited reason	#	%
Changes were made to improve the project (including based on health/safety risks, further consultation, and working with contractors)	22	71%
Needs changed external to the project (e.g. change in circumstances, related projects, or in government/broader departmental requirements)	14	45%
Making use of unexpected additional funds (from trade savings in the project or additional funding sources)	4	13%

2.16 In 14 per cent of projects, scope was reported to have decreased. The most common reasons cited for decreases in scope are listed below.

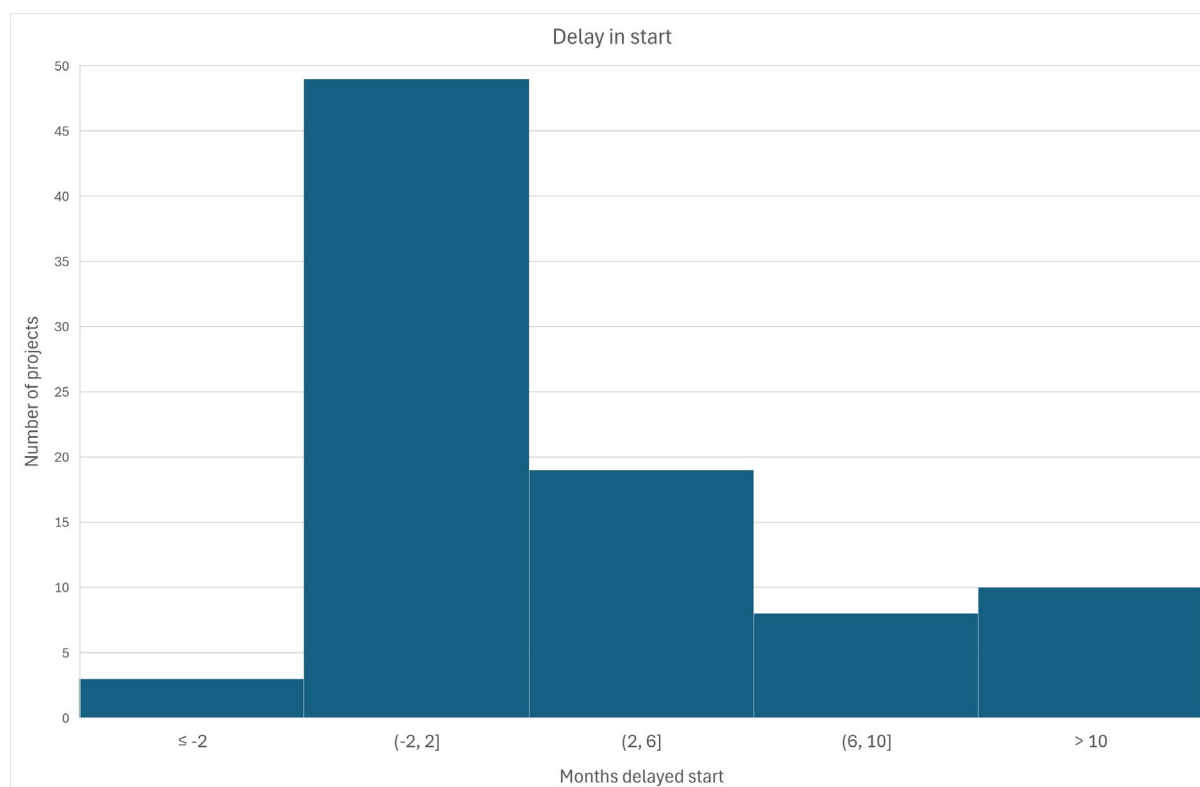
**Table 2.4 Common reasons cited for scope decrease**

Cited reason	#	%
Needs changed external to the project	6	55%
Budget constraints (including where prices were significantly higher than expected)	6	55%
Decision made internal to the project	2	18%

## Timeframes

- 2.17 On average, the length of time between when a project is referred to the Committee, to when it receives expediency,<sup>4</sup> is 3.8 months, with four in five projects taking less than five months. The average construction time for a public works project is 2.6 years.
- 2.18 The start of construction was delayed<sup>5</sup> in two in five projects. In half of these projects, construction commencement was delayed by more than six months.

Figure 2.3 Delay in construction start



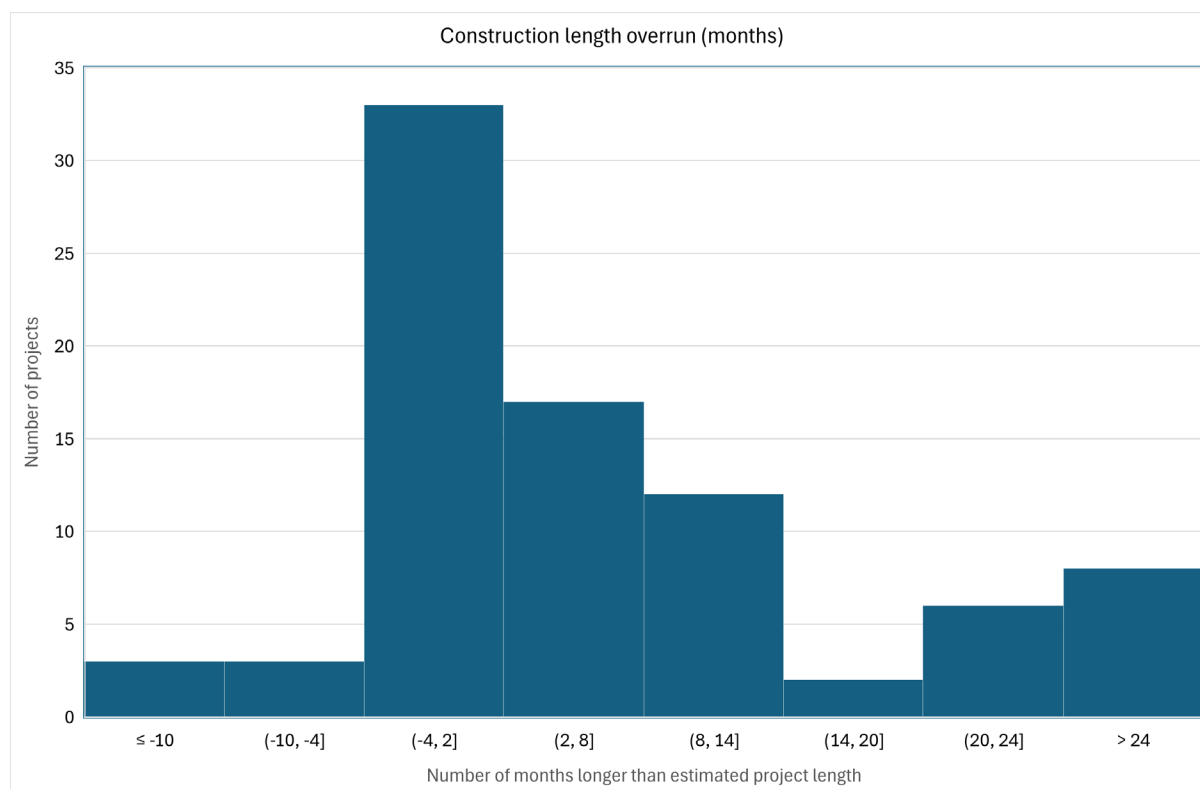
- 2.19 In half of the projects, the total construction period took at least two months longer than anticipated, with one in three taking at least eight months longer. In 16 per cent of projects, the timeline inflation was 20 months or longer.

<sup>4</sup> Before a major work can commence the PWC Report must be presented to both houses and the House of Representatives must resolve that it is expedient that the works be carried out; see *Public Works Committee Act 1969*, s 18.

<sup>5</sup> The estimated start and end dates of construction provided in agencies' submissions are often given as ranges (for example, 'early 2018'). For this analysis, the midpoint of each range was used, and 'late' was considered as exceeding by more than two months.



**Figure 2.4 Construction length overrun**



2.20 The most commonly cited reasons for changed construction schedules are listed below.

**Table 2.5 Common reasons cited for changed construction schedule**

Cited reason	#
Procurement and contract delays, including protracted negotiations and contractors falling through	19
Change in scope	16
Latent ground conditions including discovery of contaminants	15
Change in design or technology, including solving design issues	13
Protracted approval processes, including expediency	11
Disruption of markets by major events (particularly COVID-19)	10
Adverse weather conditions including floods	9

## Agency track records

2.21 Part of the rationale for the PIR system is to be able to establish a picture of works performance by agencies. With 41 submitted PIRs, the Department of Defence has a

significant track record. There are currently five other agencies with four or more submitted PIRs that have an emerging track record.

**Table 2.6 Track record of agencies**

	#PIRs	Avg. time to file PIR (years)	Avg. budget change (%)	Projects over budget (%) (number)	Scope <sup>a</sup>			Construction timeframe		
					unchanged	increased	decreased	Avg. start delay (months)	Avg. timeframe change (%) (number)	Projects over timeframe <sup>b</sup> (%) (number)
All agencies	91	1.4	↓ 3% (\$0.5)	21% (19)	58% (53)	35% (32)	14% (13)	3	↑ 40% (7)	51% (46)
Defence	41	1.8	↓ 6% (\$4.0)	10% (4)	59% (24)	32% (13)	12% (5)	4	↑ 44% (7)	59% (24)
Airservices Australia	4	1.0	↓ 14% (\$3.6)	0% (0)	50% (2)	25% (1)	50% (2)	3	↑ 10% (1)	25% (1)
Australian Taxation Office	7	0.6	↓ 17% (\$5.2)	0% (0)	100% (7)	0% (0)	0% (0)	4	↑ 21% (2)	14% (1)
CSIRO	4	0.6	↑ 1% (\$6.0)	25% (1)	0% (0)	100% (4)	50% (2)	0	↑ 38% (20)	100% (4)
Defence Housing Australia	7	0.6	↓ 10% (\$1.7)	14% (1)	57% (4)	43% (3)	0% (0)	5	↑ 7% (1)	43% (3)
Home Affairs	6	0.6	↑ 1% (\$4.5)	50% (3)	50% (3)	33% (2)	17% (1)	2	↑ 34% (2)	50% (3)

<sup>a</sup> Self-reported. Some PIRs note both an increase and decrease in scope in relation to different elements.

<sup>b</sup> This is taken as more than two months over the estimated frame.

## Non-findings

2.22 Based on its inquiry work, the Committee had hypothesised some findings that were not substantiated by the analysis.

2.23 Analysis found:

- a small but not clearly significant relationship between extended timeframes and increases in budget
- no significant relationship between increasing/decreasing scope and variation in budget or timeframe
- no clear association between the cost of projects and how likely they are to have varied budget, timeframe or scope

- no clear trends over time.
- 2.24 As suggested above, the diversity of public works and the complexities and relatively long timeframes for their construction are likely contributing to the lack of clear trends based on the easily quantifiable data from PIRs. Repeating this analysis for sub-sets of public works, when there are enough data points to support this, may yield greater insight.

## **On the PIR process**

- 2.25 At time of writing there are up to 75 PIRs that appear to be outstanding based on the estimated completion time provided to the Committee. Half of those were estimated to have finished prior to 2019.
- 2.26 PIRs are provided over a year later, on average, than the Committee requires. One in four takes longer than two years post practical completion. The missing and slow PIRs undermine the stated objectives of enhancing accountability and transparency, assisting entities to identify any lessons learned.
- 2.27 This also results in a delay to establishing entities' 'track records'. If all notionally outstanding PIRs were submitted, there would be an additional six agencies with four or more PIRs submitted.
- 2.28 There are 21 other agencies that have between one and three total projects. For most of them, it is unlikely that the frequency of their work will create a meaningful track record, particularly considering machinery of government changes and institutional turnover.

## **Conclusion**

- 2.29 Of the PIRs on file, one in five projects ran over the initially approved budget, two in five changed scope, and half ran longer than the estimated timelines. In less than one in three cases was the budget, scope, and timeframe delivered as per the original approval.
- 2.30 While some leeway for projects to adapt to changing circumstances without seeking further approval from the Committee is functionally necessary and efficient, significant changes undermine the effectiveness of the Committee's oversight. In the most extreme cases, budgets have inflated by 62 per cent / \$132 million and expected timelines have extended by 366 per cent / over five years.
- 2.31 The PIR processes are not part of the Committee's legislative framework. Although this provides flexibility, it limits the Committee's formal oversight function to the initial approval. There is also no framework for using or publicly reporting the information in PIRs.
- 2.32 The review of the legislation mentioned in Chapter 1 should consider post-construction oversight and agency reporting back to the Committee. The Committee

re-iterates its suggestions from the Eighty Seventh Annual Report relating to post-construction oversight:

- The role of the PWC as a strategic scrutiny body should be expressly defined in the Act.
- A feedback mechanism should be included in the Act, ensuring post-implementation reports are made publicly available. The Act should also include formal repercussions for entities who do not provide a post-implementation report within a statutory timeframe.
- It should be considered whether the PWC should be able to re-investigate or re-inquire into issues identified as a result of a post-implementation report.
- It should be considered whether ongoing oversight (rather than solely project-based) would be more appropriate for entities that consistently have cost over-runs. For example, the PWC could be given the authority to re-investigate and/or to request summary reporting from a particular entity.

**Mr Graham Perrett MP**  
**Chair**

# A. Committee meeting and hearings

Private meetings may include deliberative meetings, private briefings, site inspections and in-camera hearings. Public indicates public hearings.

**Table A.1 Committee meetings in 2024**

Number	Date	Location	Meeting type
<b>47<sup>th</sup> Parliament</b>			
1	8 February 2024	Canberra	Private
2	9 February 2024	Canberra/Videoconference	Public/Private
3	21 February 2024	Canberra/Videoconference	Public/Private
4	29 February 2024	Canberra	Private
5	4 March 2024	Darwin	Private
6	5 March 2024	Darwin	Public/Private
7	18 March 2024	Canberra	Private
8	21 March 2024	Canberra	Private
9	2 April 2024	Sydney	Public/Private
10	3 April 2024	Sydney	Private
11	23 April 2024	Ipswich	Public/Private
12	3 May 2024	Canberra	Public/Private
13	3 May 2024	Canberra	Public/Private
14	8–9 May 2024	Uluru Kata-Tjuta National Park	Private
15	16 May 2024	Canberra	Private
16	23 May 2024	Canberra/Videoconference	Public/Private
17	23 May 2024	Canberra/Videoconference	Public/Private
18	12 June 2024	Mulwala, Albury–Wodonga	Private
19	13 June 2024	Albury–Wodonga, and Wagga Wagga	Public/Private
20	27 June 2024	Canberra	Private
21	4 July 2024	Canberra	Private
22	15 July 2024	Canberra/Videoconference	Public/Private

23	25 July 2024	Videoconference	Private
24	1 August 2024	Kokoda Barracks	Private
25	2 August 2024	Canberra/Videoconference	Public/Private
26	15 August 2024	Canberra	Private
27	5 September 2024	Townsville	Private
28	9 September 2024	Canberra	Private
29	12 September 2024	Canberra	Private
30	25–26 September 2024	Sydney/Teleconference	Public/Private
31	1–2 October 2024	Perth	Private
32	10 October 2024	Canberra	Private
33	28 October 2024	Canberra/Videoconference	Public/Private
34	30 October 2024	Nowra/Teleconference	Public/Private
35	15 November 2024	Canberra/Videoconference	Public/Private
36	21 November 2024	Canberra	Private
37	28 November 2024	Canberra	Public/Private

## B. Reports presented and value of works approved by the Committee

Table B.1 Presented reports 2024

Report	Project Title	Tabled	Cost (\$m)
1/2024	Airservices Australia — PFAS Remediation of Former Fire Training Ground at Launceston Airport, Tasmania	19 March 2024	24.01
2/2024	Department of Defence — RAAF Base Darwin—Mid-term Refresh	26 March 2024	159.9
2/2024	Department of Defence — RAAF Base Learmonth Redevelopment Enabling KC-30A Operations, Exmouth, Western Australia	26 March 2024	662.2
3/2024	Australian Nuclear Science and Technology Organisation — Nuclear Medicine Facility project	14 May 2024	619.23
4/2024	Department of Defence — Facilities to Support Advanced Growler Phase 6	28 May 2024	228.2
5/2024	Department of Defence — Canberra Defence Precinct Tranche 1 Australian Defence Force Academy Living-in Accommodation project	1 July 2024	1018
5/2024	Parks Australia — Muṯitjulu Essential Services project	1 July 2024	91.87
5/2024	Department of Veterans' Affairs — Proposed Fit-out of New Leased	1 July 2024	29.6

	Premises at 18 Marcus Clarke Street, Canberra		
5/2024	Department of Finance — Proposed Fit-out of New Commonwealth Parliament Offices, Perth, Western Australia	1 July 2024	38.2
5/2024	Department of Defence — Albury Wodonga Military Area Redevelopment project	1 July 2024	395.7
5/2024	Department of Defence — RAAF Base Wagga Redevelopment project	1 July 2024	590
6/2024	Department of Defence — Submarine Rotational Force-West, Priority Works, HMAS Stirling, Western Australia	20 August 2024	738.1
6/2024	Department of Finance — Proposed Fit-out of New Commonwealth Parliament Offices at One Festival Tower, Adelaide, South Australia	20 August 2024	37.45
6/2024	Reserve Bank of Australia — Head Office Storage and Logistics Change	20 August 2024	35.3
7/2024	Department of Defence — Explosive Ordnance Facilities Northern NSW Redevelopment project	5 November 2024	359.3
7/2024	Department of Defence — Guided Weapons and Explosive Ordnance Storage Program Tranche 2	5 November 2024	244.9
8/2024	Department of Defence — Army Aviation Omnibus Program of Works	26 November 2024	518.3
8/2024	Department of Defence — Facilities to Support Improved Embarked Logistics Support Helicopter	26 November 2024	132.7



8/2024	Commonwealth Science and Industrial Research Organisation — Australian Centre for Disease Preparedness — Electrical Infrastructure Replacement, Geelong, Victoria	26 November 2024	29.9
9/2024	Department of Infrastructure, Transport, Regional Development, Communications and the Arts — Command Centre and Canine Facility at Western Sydney International (Nancy-Bird Walton) Airport	26 November 2024	265.02
9/2024	Department of Foreign Affairs and Trade — Proposed Fit-out of New Leased Premises at 19 National Circuit, Barton ACT	26 November 2024	86.73
9/2024	Department of Foreign Affairs and Trade — Australian High Commission project, Honiara, Solomon Islands	26 November 2024	132.8



## C. Post-implementation reports received

Table C.1 Post-implementation reports 2024

Project Title	Agency	PWC Report	PIR Received
Main Building Refresh Project, Geoscience Australia Building, Symonston Australian Capital Territory	Geoscience Australia	5/2017	8 January 2024
Defence High Performance Computing Centre	Department of Defence	4/2018	15 January 2024
Engine Test Cell 1 Upgrade Project, RAAF Base Amberley	Department of Defence	1/2018	19 January 2024
Australian Chancery Project Paris, France - Base Building Refurbishment, International Energy Agency Tenancy fit-out	Department of Foreign Affairs and Trade	3/2017	13 February 2024
Australian Embassy Project, Washington DC	Department of Foreign Affairs and Trade	4/2017	13 February 2024
Battlefield Airlifter Facilities Project, Royal Australian Air Force Base Amberley, Queensland	Department of Defence	10/2015	5 June 2024
AIR 5428 Phase 1 - Pilot Training System Facilities Project	Department of Defence	4/2016	24 June 2024
HMAS Cerberus redevelopment, Western Port Bay, Victoria	Department of Defence	7/2017	24 June 2024
Services Australia - Proposed fit out of new leased premises at 52-62 King William Street, Adelaide	Services Australia	6/2020	15 July 2024
Shoalwater Bay Training Area Remediation Project, Queensland	Department of Defence	6/2019	29 July 2024
Point Wilson Waterside Infrastructure Remediation, Point Wilson, Victoria	Department of Defence	2/2019	15 November 2024
R8092 Growler Airborne Electronic Attack Capability Facilities Project	Department of Defence	10/2015	13 December 2024

Proposed Fitout of New Leased AFP Premises at 140 Lonsdale Street, Melbourne, Victoria	Australian Federal Police	4/2019	24 December 2024
Proposed Fit-out and Security Hardening of New Leased Australian Federal Police Premises at West Perth	Australian Federal Police	4/2020	24 December 2024

Post-implementation reports are mandatory for full referrals. Sometimes the Committee requests/receives 'post-implementation reports' at various stages during project delivery, or for medium works. These reports are not published on the Committee's website and are not listed in this table.

## D. Medium works approved by the Committee

The table lists the medium works<sup>1</sup> approved by the Committee in 2024.

**Table D.1 Medium works 2024**

<b>Project Title</b>	<b>Agency Name</b>	<b>Date notified to Committee</b>
Australian Institute of Sport, Altitude House, Bruce, ACT	Australian Sports Commission	4 December 2023
End of Life Replacement of Two Autoclaves, ACDP, 5 Portarlinton Road, East Geelong, Victoria	CSIRO	25 January 2024
Integrated Capital Works Program Package A – Offsite Storage Facility, Australian Capital Territory	National Gallery of Australia	29 January 2024
Construction of New Inert Storage Facility at the Mulwala Explosives Factory, Mulwala NSW	Department of Defence	1 February 2024
RAAF Base Darwin Secure Multi-User Facility, Northern Territory	Department of Defence	12 February 2024
PDS Project EST08288 Kokoda Track Road Refurbishment, Kokoda Barracks, QLD	Department of Defence	13 February 2024
PDS Project EST08524, Wollongong Multi-User Depot Buildings Minor Repairs & Maintenance, NSW	Department of Defence	13 February 2024
PDS Project EST09153, Enhanced Sensitive Compartmented Information Facility Capability, RAAF Glenbrook, NSW	Department of Defence	13 February 2024
Army Aboriginal Community Assistance Program, Amata, South Australia	National Indigenous Australians Agency	16 February 2024
PDS Project EST08208, Living in Accommodation Refurbishments, Bradshaw Field Training Area, NT	Department of Defence	6 March 2024

<sup>1</sup> Medium works are projects with an estimated cost of \$5 - \$15 million, or \$5 - \$75 million for Defence projects.

PDS Project EST08297, Defence Establishment Orchard Hills, N Precinct Refurbishments, NSW	Department of Defence	6 March 2024
PDS Project EST08477, Russell R3 Refurbishment, ACT	Department of Defence	6 March 2024
PDS Project EST08508, Cultana Training Area Road Refurbishment, SA	Department of Defence	6 March 2024
PDS Project EST08516, RAAF Base Pearce Airside Fencing, WA	Department of Defence	6 March 2024
Redevelopment of Defence Housing Australia Property, 85 Hargrave Street, Thursday Island, QLD	Defence Housing Australia	12 March 2024
Majura Driver Training Track facility maintenance and related safety upgrades, Rural Block 622, Majura ACT	Australian Federal Police	13 March 2024
Muṯiṯjulu Water Treatment, Muṯiṯjulu Township, Uluru Kata-Tjuta National Park, Northern Territory	Director of National Parks	21 March 2024
Armoured Fighting Vehicles Facilities Program Stage 2, Works Package 1 – Gaza Ridge Barracks, Victoria	Department of Defence	16 April 2024
Jervis Bay Territory Water Supply Connection to the Shoalhaven City Council Reticulated Water Supply	Department of Infrastructure, Transport, Regional Development, Communications and the Arts	6 May 2024
Project EST08304, Laboratory Refurbishment, Fishermans Bend, VIC	Department of Defence	6 May 2024
PDS Project EST09305, Building Refurbishments, Damascus Barracks, QLD	Department of Defence	6 May 2024
PDS Project EST09306, Building Refurbishments, Damascus Barracks, QLD	Department of Defence	6 May 2024
S Precinct Other Ranks Live in Accommodation Refurbishment Project EST09309, Lavarack Barracks, Townsville QLD	Department of Defence	6 May 2024
PDS Project EST08611, Greenvale Training Area Road Works, North QLD	Department of Defence	6 May 2024
EST09724 RAAF Tindal Transit Living In Accommodation, RAAF Tindal, Northern Territory	Department of Defence	6 May 2024

EST09718 Replacement of Transit Accommodation Tin City 4, RAAF Base Darwin, NT	Department of Defence	6 May 2024
Capital Works of New Tenancy at 360 Elizabeth Street, Melbourne	Department of Employment and Workplace Relations	6 May 2024
Capital Works of New Tenancy at 300 George Street, Brisbane	Department of Employment and Workplace Relations	6 May 2024
Service Corridors, Lucas Heights Campus, Sydney, NSW	Australian Nuclear Science and Technology Organisation	8 May 2024
Construction of New Concentrated Nitric Acid Area Tank Farm, Mulwala Explosives Factory, Mulwala NSW	Department of Defence	8 May 2024
Construction Works within the Museum's permanent galleries to create 400 sqm of new permanent exhibition space and refresh Kspace gallery	National Museum of Australia	10 May 2024
Kakadu National Park, VHF Radio Network Upgrade	Department of Climate Change, Energy, the Environment and Water (Parks Australia)	10 May 2024
PDS Project EST08151, DEOH 70 Series Building Refurbishment, Orchard Hills, NSW	Department of Defence	11 June 2024
PDS Project EST08280, Building Refurbishment Works to eight existing accommodation buildings at HMAS Creswell, Jervis Bay Territory	Department of Defence	11 June 2024
Armoured Fighting Vehicles Facilities Program Stage 2, Works Package 2, Gallipoli Barracks, Queensland	Department of Defence	5 June 2024
PDS Project EST05923, Singleton Centre Ridge Upgrade Works, Singleton Military Area, NSW	Department of Defence	24 June 2024
PDS Project EST08577, Robertson Barracks Building 128 and Building 136 Refurbishments, Holtz, Northern Territory	Department of Defence	24 June 2024
Refurbishment of the fitout of leased premises, Level 5, 65 Pirrama Road, Pyrmont, NSW	Australian Communications and Media Authority	16 July 2024

PDS Project EST04934, Robertson Barracks Sewer Reticulation Works, NT	Department of Defence	2 August 2024
PDS Project EST07484, RAAF Edinburgh Building Refurbishment, SA	Department of Defence	2 August 2024
PDS Project EST08236, Shoalwater Bay Training Area Clinton Track Refurbishment, QLD	Department of Defence	2 August 2024
PDS Project EST08240, HMAS Albatross Fire Station and Building Refurbishment, NSW	Department of Defence	2 August 2024
PDS Project EST08241, HMAS Creswell Office Refurbishments, ACT	Department of Defence	2 August 2024
PDS Project EST08243, HMAS Kuttabul Maritime Works, NSW	Department of Defence	2 August 2024
PDS Project EST08247, HMAS Creswell Remediation and Building Works, Jervis Bay Territory ACT	Department of Defence	2 August 2024
PDS Project EST08270, DSTG Edinburgh Mid-Term Building Refurbishment, Edinburgh, SA	Department of Defence	2 August 2024
PDS Project EST08345, Greenbank Training Area (GBTA), Marksmanship Training Range 1 Refurbishment, QLD	Department of Defence	2 August 2024
PDS Project EST08356, Robertson Barracks Building Refurbishment, NT	Department of Defence	2 August 2024
PDS Project EST08485, Electrical Refurbishment, Kokoda Barracks QLD	Department of Defence	2 August 2024
PDS Project EST08514, RAAF Base Richmond Electrical Replacement, NSW	Department of Defence	2 August 2024
PDS Project EST08642, CUTA Road Repair and Upgrade, Cultana Training Area, South Australia	Department of Defence	2 August 2024
PDS Project EST08552, HMAS Stirling High Voltage Systems Works, WA	Department of Defence	2 August 2024
PDS Project EST08645, Building A0195 Equipment Store Refurbishment, RAAF Base Williamtown, NSW	Department of Defence	2 August 2024
Facilities to Support JP911-11 Phase 1 Warfighting Networks and Applications Tranche 1	Department of Defence	5 August 2024
Brisbane Office Fit Out – Level 7, 80 Ann Street, Brisbane	Department of Health and Aged Care	26 September 2024



PDS Project EST09319, Simpson Barracks Facilities Refurbishment, VIC	Department of Defence	28 August 2024
PDS Project EST09945, Shoalwater Bay Training Area Electrical Works, QLD	Department of Defence	28 August 2024
PDS Project EST08637, Surface Weapons Complex Refurbishment, Defence Establishment Orchard Hills, NSW	Department of Defence	28 August 2024
PDS Project EST09256, RMC Duntroon Kokoda Block Refurbishment, ACT	Department of Defence	28 August 2024
PDS Project EST09410, Lavarack Barracks Land 121 at Lavarack Barracks, Queensland	Department of Defence	28 August 2024
Refurbishment, Repair and Upgrade Works, 109 Residences, Royal Military College, Duntroon, ACT	Department of Defence	2 September 2024
Armoured Fighting Vehicles Facilities Program Stage 2, Works Package 3 – Lavarack Barracks, Queensland	Department of Defence	2 September 2024
PDS Project EST0924, 1 RAAF Base Woomera Tank Farm Works, RAAF Base Woomera, SA	Department of Defence	19 September 2024
PDS Project EST09255, DSTG EDN Laboratory L0071 Refurbishment, Edinburgh, SA	Department of Defence	19 September 2024
PDS Project EST09264, RAAF Darwin Perimeter Security Works, NT	Department of Defence	19 September 2024
PDS Project EST09300, Fort Gellibrand Refurbishments, Victoria	Department of Defence	19 September 2024
PDS Project, EST09313, Wide Bay Training Area Fencing, Wide Bay QLD	Department of Defence	19 September 2024
PDS Project EST09315, Borneo Barracks Army Regiment Facilities Capability Upgrade, Cabarlah, QLD	Department of Defence	19 September 2024
PDS Project EST09346, RAAF Amberley Cadets Building Refurbishment, Ipswich QLD	Department of Defence	19 September 2024
Summit to Drum site water main replacement, Christmas Island – Stage 2	Department of Infrastructure, Transport, Regional Development, Communications and the Arts	16 September 2024
LAND 8180 Phase 1 Aviation and Field Fire Truck Capability at RAAF Base Amberley, QLD, RAAF Base Tindal, NT, RAAF Base Richmond and RAAF Base Williamtown, NSW	Department of Defence	30 September 2024

Remediation and Rectification works, Australian Institute of Police Management, Sydney, NSW	Australian Federal Police	30 September 2024
Heritage Cranes – Conservation, Repairs and Safety Works Project	Sydney Harbour Federation Trust	30 September 2024
DFAT South Australia Office Fit-out, Adelaide	Department of Foreign Affairs and Trade	1 October 2024
New Australian Consulate-General Fit-out Project Bengaluru, India	Department of Foreign Affairs and Trade	2 October 2024
B14 Sports Training Facility Building Services Upgrades, Bruce, ACT	Australian Sports Commission	23 October 2024
Defence new tenancy fit-out and infrastructure upgrade at the Australian High Commission, Australia House, The Strand, London	Department of Foreign Affairs and Trade	31 October 2024
Fit-out of the new Australian High Commission, Male, Maldives, located at 11602, Orchid Maa Hingun, Hulhumale, Maldives	Department of Foreign Affairs and Trade	31 October 2024
Project Vega – ADF Mission Support Hub, Sembawang Naval Installation, Singapore	Department of Defence	4 November 2024
Buildings 17 and 18 Building Services Upgrades, Bruce, ACT	Australian Sports Commission	8 November 2024
Refurbishment of Lease Premises at 12-14 Little Ryrie Street, Geelong, Victoria	Services Australia	8 November 2024
Refurbishment of Leased Premises at 8 First Ave, Blacktown, NSW	Services Australia	8 November 2024
Refurbishment of Leased Premises at 12-20 Bell Street, Toowoomba City, Queensland	Services Australia	8 November 2024
Victoria State Office and Australian Passport Office Fit-Out, Melbourne	Department of Foreign Affairs and Trade	8 November 2024
Guided Weapons Production Capability Assembly Facility – Proof and Experimental Establishment, Port Wakefield, South Australia	Department of Defence	11 November 2024
Facilities to Support JP8218 Theatre Logistics – Works Package 2.5 at North Bandiana, Victoria	Department of Defence	11 November 2024
Facilities to Support AUKUS Assured - Position, Navigation and Timing, HMAS Harman, Australian Capital Territory	Department of Defence	11 November 2024
PDS Project EST08548, Building M0014 Refurbishment, Defence Science and Technology Group, Edinburgh, South Australia	Department of Defence	11 November 2024

PDS Project EST09960 Electrical Infrastructure Works, RAAF Learmonth WA	Department of Defence	11 November 2024
Twin Falls Gorge access walking trail and boardwalk in Kakadu National Park	Director of National Parks	12 November 2024
Murchison Radio-astronomy Observatory Airstrip Upgrade, Murchison WA	CSIRO	15 November 2024
Microbial Production Facility, Clayton, Victoria	CSIRO	15 November 2024
Myall Vale Greenhouse Project, CSIROs Myall Vale site near Narrabri NSW – 21888 Kamilaroi Highway	CSIRO	15 November 2024
Fit out of New Leased Premises at 100 Waymouth St, Adelaide	Department of Employment and Workplace Relations	18 November 2024
Tasmanian State Office Upgrade, 254 – 286 Liverpool St, Hobart, TAS	Department of Veterans' Affairs	15 November 2024
Queensland State Office and Australian Passport Office Fit-Out	Department of Foreign Affairs and Trade	18 November 2024
Development of Service Residences on Gymkhana Road, Royal Military College, Duntroon, Canberra, ACT	Defence Housing Australia	19 November 2024
Traralgon Office Refurbishment, Level 2, 14-22 Grey Street Traralgon office refurbishment works	Australian Securities and Investments Commission	3 December 2024