

---

# Submission to the Senate Standing Committee on Economics

**INQUIRY INTO THE SUPERANNUATION (OBJECTIVE) BILL  
2016**

**A submission by Dixon Advisory**

---

## Executive Summary

Dixon Advisory welcomes the Senate Standing Economics Committee invitation to make a submission to the inquiry into the Superannuation (Objective) Bill 2016.

Given the central importance of superannuation for our ageing population we commend the Government and Senate Committee for the efforts to consult broadly across the industry on the proposed Superannuation (Objective) Bill 2016 ('the Bill').

The importance of superannuation is uncontentious. As Treasurer Scott Morrison noted in his 2<sup>nd</sup> reading speech in introducing the Bill: *"Since the introduction of compulsory superannuation in 1992, the superannuation system has grown, both in size and importance...given its solid history and remarkable growth, it is really quite extraordinary to think that, until now, no legislation has existed to clearly define the objective of superannuation"*<sup>1</sup>. The Objectives broader long term implications on Superannuation necessitates a considered and flexible approach. It is therefore critical that a broad consideration of the issues needs to be weighted accordingly.

In this submission, Dixon Advisory underlines what the practical impacts of the Objective bill are, and offers constructive feedback on its implication at a practical as well as industry level.

As an Advisory group at the forefront of supporting Australians to be well prepared financially for retirement and all that goes with it, we fully appreciate that the varying financial situations of Australians cannot be encompassed by a single definition, and this complication was affirmed by the Treasury in March 2016<sup>2</sup>. A continuing dialogue in this area is essential to maintain a consistent application of the objective and its subsidiary elements.

### Objectives of Superannuation

To effectively enshrine the purpose of superannuation, the proposed reforms should delineate the intended interaction of the other pillars of the retirement income system – the age pension and voluntary private savings. The subsidiary objectives should provide clarity to the boundaries and priorities, yet be broad enough that they will be useful and sustained for the long term.

As such, we support Treasury's view that a single primary objective cannot possibly encompass all aspects of the purpose and attributes of the superannuation system and we recommend that only the following subsidiary recommendations, slightly modified, should be included on the same level as the primary objective:

- "Facilitate **flexible** consumption smoothing over the course of an individual's life"
- "Alleviate fiscal pressures on Government from the retirement income system"

---

<sup>1</sup> Parliament of Australia, second reading bill into the Superannuation (Objective) Bill 2016, Wednesday 9 November 2016, viewed on 14 November 2016, <<http://parlinfo.aph.gov.au/parlInfo/search/display/display.w3p;query=Id%3A%22chamber%2Fhansard%2F089c8c3-75b7-4858-80ac-58b4e4c6e749%2F0157%22>>

<sup>2</sup> Australian Government, 'Objective of Superannuation' Discussion paper, 9 March 2016, viewed on 14 December 2016, <[http://www.treasury.gov.au/~media/Treasury/Consultations%20and%20Reviews/Consultations/2016/Objective%20of%20superannuation/Key%20Documents/PDF/objective\\_super\\_DP.ashx](http://www.treasury.gov.au/~media/Treasury/Consultations%20and%20Reviews/Consultations/2016/Objective%20of%20superannuation/Key%20Documents/PDF/objective_super_DP.ashx)>

- “Be simple and efficient; and provide safeguards; **including insurance benefits**”
- “Be invested in the best interests of superannuation fund members”  
This objective is broad enough to encompass managing longevity risk, investment risk and inflation risk as well as proving flexibility for innovative ideas to help home ownership.

## **Savings outside of Superannuation**

There is a false premise that individuals are saving substantial amounts outside of their superannuation to fund their retirement. The Treasurer stated in his 2<sup>nd</sup> reading speech that Australian’s retirement income comprises of the age pension, compulsory superannuation and other private savings, including voluntary contributions to superannuation and the family home<sup>3</sup>. This is uncontentious, however, Dixon Advisory submits that the levels of savings outside superannuation and the family home are insufficient for sustainable retirement. Superannuation is not merely just one part of the greater retirement income system, rather it is the central mechanism that supports people in their retirement. The extensive coverage of superannuation was affirmed by the Treasurer stating that “*more than 80 per cent of working-age Australian have superannuation savings*”<sup>4</sup>.

Below we outline the overall retirement savings mechanism, and in turn point to superannuation’s central role in providing long term stability income for all Australian’s.

## **The reality is: we are not really saving outside of super**

Analysis such as “*households of all ages, incomes and wealth typically have other investments that are greater than their superannuation assets*”<sup>5</sup> does not distinguish the small number of households that hold material non-super wealth and how this narrow distribution can create distortions in average figures. When assessing the level of savings across households, the proportion of households with savings outside of super and the family home are relatively low.

### **One in five households hold investment properties**

Although an average net figure of approximately \$85,000<sup>6</sup> is included in the “Other Assets” figures when averaging across the full household population, it is important to consider that only one in five households hold an investment property<sup>7</sup>.

---

<sup>3</sup> Above, n1.

<sup>4</sup> Above, n1.

<sup>5</sup> Daley, J., Coates, B., Wood, D., and Parsonage, H., 2015, *Super tax targeting*, Grattan Institute, page 12.

<sup>6</sup> Based on Australian Bureau of Statistics, 2010, ‘6523.0 –Household income and wealth, Australia, 2013-14: Income, Wealth and Debt’, Canberra, viewed 13 December 2016, <http://www.abs.gov.au/ausstats/abs@.nsf/Lookup/by%20Subject/6523.0~2013-14~Main%20Features~Household%20Income%20and%20Wealth%20Levels~5>

<sup>7</sup> ING Direct, Online Newsroom, Press release: Financial Wellbeing Index viewed 14 December 2016 <<https://newsroom.ingdirect.com.au/property-still-hot-for-investors-with-growing-number-of-australians-owning-investment-homes/>>

---

## One in eight households holds business assets

Although an average net figure of approximately \$30,000<sup>8</sup>-\$45,000<sup>9</sup> is included within the “Other Assets” figures when averaging across the full household population, it is important to consider that only one in eight households hold any business assets. High net worth households and high Income percentiles households do have high levels of wealth in business assets but even in these population segments it is only one in four households that have exposure to business assets<sup>10</sup>.

## One in three households hold equities

Although an average net figure of approximately \$37,500<sup>11</sup><sup>12</sup> is included within the “Other Assets” figures when averaging across the full household population, it is important to consider that only one in three households hold equities. A material portion of these equities are expected to have been received as part of demutualisation (for example, IAG, AMP) and heavily discounted government asset sales (for example, CBA and TLS) rather than being accumulated through a savings program. Even within high net worth households (where proportion of households with equities is at a much higher 64 per cent) the median value of equities held is \$55,000<sup>13</sup>.

## Three per cent of households hold trusts

Although an average figure of approximately \$60,000<sup>14</sup> is included within the “Other Assets” figures when averaging across the full household population, it is important to consider that only three per cent of households hold trusts. The distribution of wealth in trusts is highly skewed to low and high income brackets, representing the use of these structures to hold significant family wealth across generations. Wealth from trusts in Victoria is two-and-a-half times the wealth in trusts in NSW. Higher value trusts are held by older age groups, which is likely to indicate people who were not able to access super earlier in their life to hold wealth<sup>15</sup>.

## Policies which do not mirror the reality will fail to benefit the public

The danger is that policy proposals formulated on the basis that households will save the same or similar amounts outside of the superannuation system (i.e. through private savings) will not be successful in improving the financial wellbeing of Australians in retirement or in improving the fiscal sustainability of the Government’s long-term outlays. For example, individuals earning a \$100,000 annual income are estimated to be around \$70,000 worse off at retirement if they undertake a

---

<sup>8</sup> Based on Reserve Bank of Australia, 2010, Statistical tables: E5- E7 Household non-financial assets – distribution, Sydney, viewed 14 December 2016, <http://www.rba.gov.au/statistics/tables/index.html>

<sup>9</sup> Based on Melbourne Institute of Applied Economic and Social Research, 2013, ‘Families, Incomes and Jobs, Volume 8: A statistical report on Waves 1 to 10 of the Household, Income and Labour Dynamics in Australia Survey’, Table 14.1. ‘The composition of household net wealth’, The University of Melbourne, Melbourne, p. 83, viewed on 14 December 2016

<[https://www.melbourneinstitute.com/downloads/hilda/Stat\\_Report/statreport-v8-2013.pdf](https://www.melbourneinstitute.com/downloads/hilda/Stat_Report/statreport-v8-2013.pdf)>

<sup>10</sup> Based on Reserve Bank of Australia, 2010, loc.cit.

<sup>11</sup> Based on Reserve Bank of Australia, 2010, loc.cit.

<sup>12</sup> Based on Melbourne Institute of Applied Economic and Social Research, 2013, loc.cit., p. 83

<sup>13</sup> Based on Reserve Bank of Australia, 2010, loc.cit.

<sup>14</sup> Based on Reserve Bank of Australia, 2010, loc.cit.

<sup>15</sup> Based on Reserve Bank of Australia, 2010, loc.cit.

---

voluntary ten-year savings program outside of super compared to using salary sacrifice or concessional super contributions (refer Appendix Table A1- A2 for further detail and assumptions).

### Efficiency of superannuation

Apart from requiring a significant shift in the existing behaviours of people, there are a number of significant consequences that will reduce the effectiveness and efficiency of efforts to save outside of the superannuation system:

#### 1. Barriers to entry

Although superannuation is complicated and full of jargon, investing outside of super adds another layer of complexity. With another language to learn and the significant administration, tax reporting and record keeping requirements; the process of building investments outside of super is discouraging to a large number of the population without experience in investment markets. For those with moderate sums to invest it may be difficult to access support. For example, compare the level of information and general advice available at nil or very little cost to even low balance super members through their fund trustee to being able get tax advice, administration support and product selection advice for non-super.

#### 2. Fees

Super has become a lot more competitive in fees and features, yet for non-super products fees are most often higher, particularly when relative to features. Fee ranges are also huge. Efficiency gains should continue to be a focus of the superannuation industry and the government has the leverage to make this a priority. Some examples of fees that may apply include:

- stamp duty
- conveyancing costs for property
- landlord insurance for property
- unit trust/managed fund annual investment management charges
- brokerage to buy and sell
- accounting advice and fees
- administration costs
- lost time in managing record keeping and paperwork
- low cost solutions (i.e. online brokers) are generally only appropriate to experienced or sophisticated investors and are less likely to satisfy the needs of the disengaged.
- robo-advice platforms are not widely spread in Australia and due to the size of the Australian market are likely to take a number of years to launch and are expected to be more appropriate for experienced or sophisticated investors.

#### 3. Greater risks

Most other tax effective investments have greater risk than superannuation. Investors who do look to save outside of super may be attracted to investing in residential investment property using borrowed funds. In addition to the tax advantages associated with negative gearing, this interest in property is driven by a greater comprehension of the concepts of investing in property compared to

---

investing in many other types of investments. Interest in other types of tax effective investments, such as structured products or agri-business schemes have higher degrees of risk, which impacts on the certainty of meeting a retirement goal.

## Subsidiary objective proposals

### 1. Facilitate flexible consumption smoothing over the course of an individual's life

The role of 'consumption smoothing'—assisting individuals to put away money while they are working to fund non-working years—has become ever more important as life expectancies stretch. Compounding this need for flexibility are the increasingly diverse work patterns and employment arrangements. Dixon Advisory submits the need for the attachment of the word "flexible" in order to cater for the diversity of employment arrangements and work patterns.

The Explanatory Memorandum, on page 9<sup>16</sup>, states that the recent Superannuation reform package has three main purposes- one of them emphasising the need for flexibility: "*enables more choice and flexibility to encourage and provide more opportunities for people to save for their retirement*". Having the word "flexible" in this subsidiary objective will ensure that policies are consistently construed to meet that requirement.

As the Explanatory Material to the Bill further underlines in paragraph 1.20; one of the underlying elements of this subsidiary objective is to "*recognise the compulsory nature of superannuation savings and to encourage individuals to make voluntary contributions to their superannuation*"<sup>17</sup>. This positive requisite has the intention of applying a direct responsibility to the subsidiary objective in ensuring that Australians are making sufficient voluntary contributions into their super. As the below points underline; the constant shifting of savings and working patterns of Australians requires a flexible policy approach to the superannuation savings mechanism.

### We are living longer

In 1983, an Australian female reaching the age of 65 could expect to live, on average, for another 18 years, while an Australian male could expect to live for a further 14 years<sup>18</sup>. Fast forward almost 30 years and a 65-year-old female will now likely live until 87 (four years longer) and her male counterpart until he is 84 (an additional five years). There is also an increasing proportion of retirees living until they're 90 – an expected 40 per cent of females and 26 per cent of males<sup>19</sup>.

---

<sup>16</sup> Explanatory Memorandum, Superannuation (Objective) Bill 2016, page 9.

<sup>17</sup> Explanatory material to the Bill, paragraph 1.20.

<sup>18</sup> The Association of Superannuation Funds of Australia, 2014, 'Spending patterns of older retirees: New ASFA Retirement Standard: September quarter 2014', Sydney, p.4, viewed on 14 December 2016 <<https://www.superannuation.asn.au/ArticleDocuments/269/ASFA-RetirementStandardOlder-Sep2014.pdf.aspx>>

<sup>19</sup> The Association of Superannuation Funds of Australia, 2014, *ibid.* p.3

---

## Gender disparity is real

Women in particular face systemic barriers in achieving financial well-being in retirement and they need flexibility in the superannuation system to help overcome these challenges. The fact is women are more likely to have breaks from paid employment, are more likely to work part-time, and are more likely to have employment positions that pay below the average weekly earnings level. Women currently have a pay gap of 17 per cent<sup>20</sup> and from age 20 onwards, a lower median super balance than their male counterparts<sup>21</sup>.

## Changing work patterns

Over the next decade, trends such as an increase in the number of self-employed workers and more men taking on unpaid carer roles in the family may also require policy settings to be re-considered.

## The face of Australia is changing

Experts predict significant changes to the shape of the workforce over the next decade. Trends such as an increasing percentage of self-employed workers, the rise of the shared economy, an increase in flexible – but less stable – employment contracts and the anticipation that more men may take on unpaid carer roles means that policy settings need to be flexible.

## Involuntary retirement

In response to the longer life expectancy predictions, adjustments were legislated to increase the age at which people can access their superannuation (preservation age) to 60 years of age and to increase the age pension eligibility age to 67. Yet because 48 per cent of men and 36 per cent of women aged 60-64 who do retire are doing so involuntarily due to health, caring responsibilities or the lack of suitable work<sup>22</sup>, further increases to the superannuation preservation age and age pension eligibility age are simply not practical. This is largely due to the systemic issues associated with involuntary retirement, which include access to employment for mature age workers and insufficient recognition for carers.

## The history of superannuation contributions

In 1972, only 32 per cent of Australia's working population had superannuation savings, but it wasn't until 1992 that the Superannuation Guarantee (SG) was implemented requiring employers to pay compulsory level of superannuation contributions for employees. Originally set at three per cent, it

---

<sup>20</sup> Workplace Gender Equality Agency, March 2016, 'WGEA Gender Pay Gap Statistics Fact Sheet', viewed 14 December 2016, [www.wgea.gov.au/sites/default/files/Gender\\_Pay\\_Gap\\_Factsheet.pdf](http://www.wgea.gov.au/sites/default/files/Gender_Pay_Gap_Factsheet.pdf)

<sup>21</sup> The Association of Superannuation Funds of Australia, 2015, 'Superannuation account balances by age and gender', Sydney, p.7. viewed on the 14 December 2016, <https://www.superannuation.asn.au/policy/reports>

<sup>22</sup> Australian Government Productivity Commission, 2015, 'Superannuation policy for post-retirement', Commission Research Paper, Canberra p9, viewed 14 December 2016, <http://www.pc.gov.au/research/completed/superannuation-post-retirement/super-post-retirement-volume1.pdf>

---

is currently prescribed at 9.5 per cent with a schedule of increases legislated to take the contribution rate to 12 per cent at 1 July 2025.

Employees can make additional contributions to super on top of the SG contribution up to a maximum level of \$35,000 if aged 49 or over or \$30,000 for individuals aged 48 or under. These types of contributions are called concessional contributions (commonly referred to as ‘salary sacrifice’) and are taxed at 15 per cent by the super fund when they are received. Individuals with incomes of more than \$300,000 pay an additional 15 per cent tax on concessional contributions (these limits are set to change on 1 July 2017).

Self employed people are also not covered. They are able to receive the same level of tax deductions as employees do through concessional salary sacrifice by making their own concessional self-employed contributions to super, but it is voluntary for them to do so. Other contributions can be made – most commonly non-concessional contributions - but only after paying marginal tax rate and annual limits of \$180,000 apply.

### **How far will compulsory savings take us?**

Individuals face choices every day with regard to how they consume their income, thus tax concessions are an appropriate way to incentivise people to lock away some of their funds for latter consumption in favour of immediate enjoyment. But without voluntary savings, the SG contribution alone will not be sufficient to fund the retirement needs of the significant majority of today’s working population (refer table A).

For example, today’s 30-year-old woman has a median superannuation balance of \$18,000<sup>23</sup> and with a salary equivalent to average weekly earnings of \$78,000<sup>24</sup> could expect to accumulate a superannuation balance of approximately \$555,000 by age 65 through SG contributions<sup>25</sup> alone. Graph 1 illustrates that this level of capital is estimated to be slightly below the maximum level of allowable assets for age pension purposes<sup>26</sup> (based on 1 January 2017 assets threshold) and eligibility for a small fortnightly part age pension could be expected from age 67.

---

<sup>23</sup> The Association of Superannuation Funds of Australia, 2015, ‘Superannuation account balances by age and gender’, loc. cit.

<sup>24</sup> Australian Bureau of Statistics, 2015, ‘6302.0 – Average Weekly Earnings, Australia, Nov 2015: November key figures’, viewed 14 December 2016, <http://www.abs.gov.au/ausstats/abs@.nsf/mf/6302.0/>

<sup>25</sup> SG contribution patterns are based on the schedule of increases legislated to occur from 2021 to 2025 unless otherwise stated.

<sup>26</sup> Based on 1 January 2017 age pension assets thresholds



**Table A: Estimated retirement balances when contributing SG only**

Age	Current median super balance <sup>27</sup>	Years to retirement	Salary \$78,000 p.a.	Salary \$100,000 p.a.	Salary \$150,000 p.a.
30 #	\$18,000	35	\$520,000	\$650,000	\$940,000
30	\$18,000	35	\$555,000	\$700,000	\$1,015,000
45	\$35,000	20	\$275,000	\$330,000	\$465,000
50	\$42,000	15	\$205,000	\$245,000	\$335,000
55	\$38,000	10	\$130,000	\$155,000	\$205,000

Notes: # includes two-year break from paid employment gap from age 32.<sup>28</sup> Based only on 1 January 2017 assets test, green shaded cells indicate no age pension eligibility, orange shaded cells indicate eligibility for part age pension and red shaded cells indicate eligibility for full age pension. Assumptions apply to all calculations in this paper: Figures are shown in today's dollar terms. Superannuation guarantee rate increases based on legislated schedule. Average real rate of return 3.5 per cent per annum. Some rounding has been applied.

## Meet today's salary earners

### Jane, 30

Jane is a sales manager with a salary of \$100,000 therefore can expect to reach a super balance of approximately \$700,000 by age 65 by making only SG contributions. This level of accumulated super would not allow eligibility for age pension.

### Maria, 45

Maria is a lawyer earning \$100,000 while she works part-time and can expect to accumulate about \$330,000 in super. Even if Maria increased her work hours so her salary increased to \$150,000, with just SG contributions she could expect to accumulate about \$465,000 by age 65.

*In either case, eligibility for a fortnightly part age pension could be expected from age 67. For Maria to achieve a superannuation balance in the vicinity of what Jane is expected to accumulate with SG alone, Maria must make a much higher total saving of around \$25,000 for the remaining twenty years until retirement.*

### Sue, 53

Sue manages a childcare centre earning about \$100,000 and her full age pension eligibility (or close to it) is expected to occur from age 67.

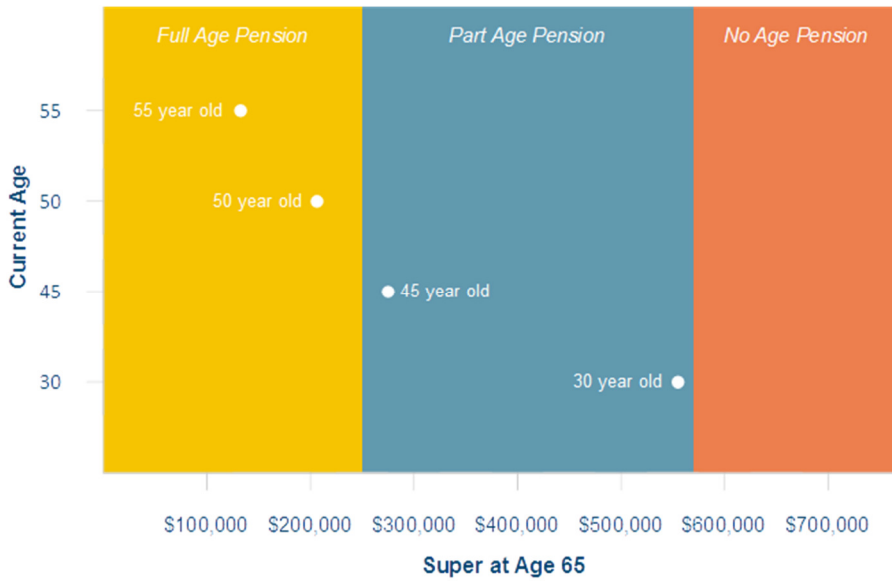
*Even when a 55-year-old woman with a median super balance is earning a very high income of \$150,000 and is able to make the maximum salary sacrifice contribution of \$35,000 for the remaining 10 years of her career, she could expect to accumulate \$380,000 in super for retirement.*

<sup>27</sup> The Association of Superannuation Funds of Australia, 2015, 'Superannuation account balances by age and gender', page 7.

<sup>28</sup> Suncorp Superannuation, 2012, 'Steps to avoid a 'Super Baby Debt'', viewed 14 December 2016, <http://www.suncorp.com.au/super/tools-and-resources/updates-super/steps-avoid-super-baby-debt>

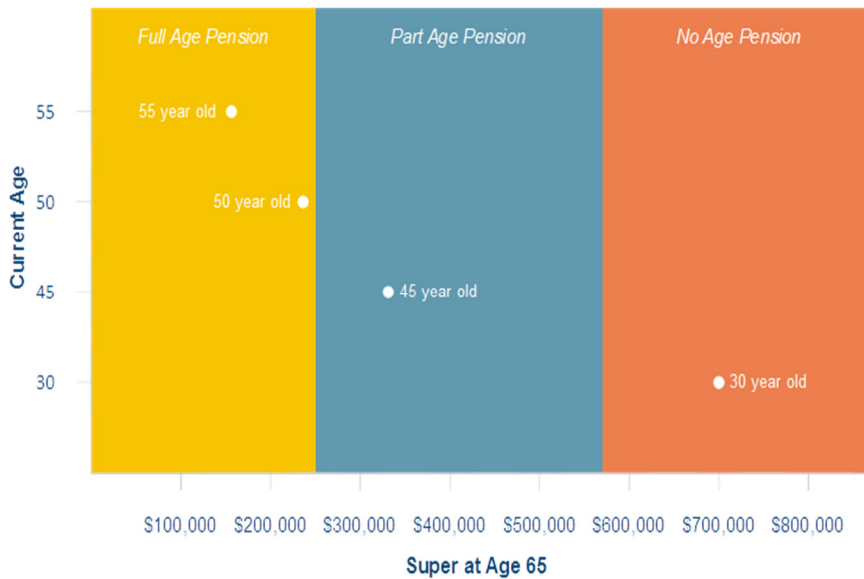
## How estimated retirement balances compare to age pension asset cut-off thresholds

**Graph 1: Today's \$78,000 salary earners**



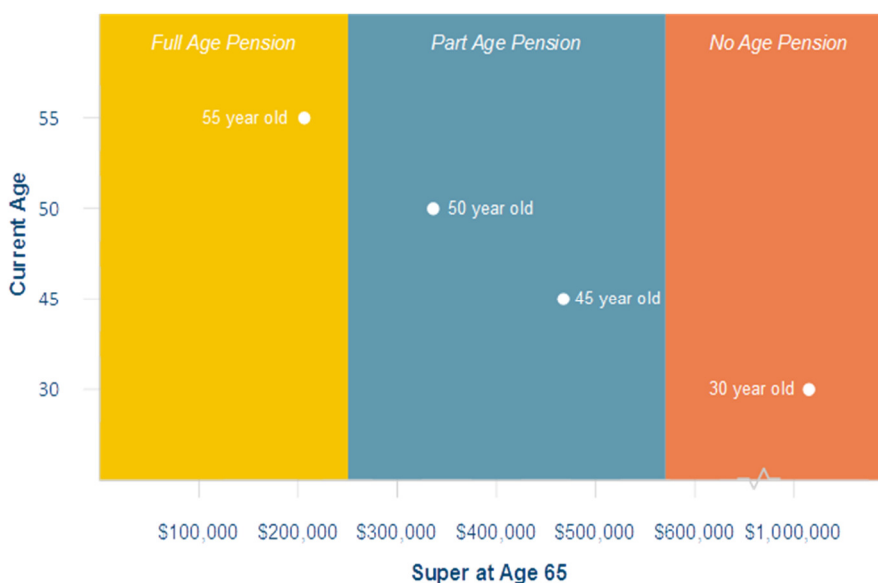
Notes: Plotted based on \$78,000 salary, SG contributions only, 1 January 2017 age pension assets thresholds

**Graph 2: Today's \$100,000 salary earners**



For above graph- notes: Plotted based on \$100,000 salary, SG contributions only, 1 January 2017 age pension assets thresholds

**Graph 3: Today's \$150,000 salary earners**



Notes: Plotted based on \$150,000 salary, SG contributions only, 1 January 2017 age pension assets thresholds

## So what is the future looking like?

With significantly higher SG contribution rates for their entire working lives, today's under 30s are looking towards a strong largely self-funded financial position in retirement. Lower income earners will continue to rely on the age pension system but even low income earners under 30 are likely to be able to accumulate a good amount in super to supplement their needs. For example, a \$30,000 income earner, with 35 years until retirement could accumulate approximately \$250,000 in super with SG only. And considering that women are more likely to have breaks from paid employment, work part-time, and have employment positions that pay below the average weekly earnings level<sup>29</sup> it is worth noting that, as an example, even a two-year break from paid employment from age 32 could result in a superannuation balance \$35,000-\$75,000 lower than a counterpart in continuous paid employment. While there are examples of people with strong superannuation balances, they are not in the majority. If we don't make adjustments to address these systemic issues now, then women and other workers with broken work patterns will face poorer outcomes in retirement for another 30-40 years.

## What we decide now can make all the difference

Proposals that recommend reductions to the annual net amount that can be saved into the superannuation system will significantly reduce the ability of today's cohort of 40-65-year-olds to build a retirement capital reserve that allows them to be fully or significantly self-funded and therefore improve the fiscal position over the long term.

Flexibility in policy settings are required for younger people who are expected to have higher superannuation balances than their comparable historical cohorts but less access to home

<sup>29</sup> Workplace Gender Equality Agency, March 2016, loc.cit.

---

ownership. Across all income levels increasing savings to super when children are still at school and mortgage payments are a significant household cost is challenging. It is often not until after age 45 or 50 when household expenses stabilise that putting in place a long-term savings plan is practical.

The greatest expectations around being able to reach a fully self-funded retirement are directed towards high income earners. But it cannot be ignored that most high income earners take many decades to reach a salary level that puts them into the top one or two marginal tax brackets. Policy settings need to also recognise that even with the best made plans, devastating financial shocks can occur such as the global financial crisis, job loss, divorce or significant illness. They must provide a flexible framework to assist individuals impacted by these types of events towards financial recovery.

## 2. Alleviate fiscal pressures on Government from the retirement income system

One of the primary objectives of superannuation is to ensure that there is an alleviation of the fiscal pressures on the Government from the retirement income system. However, and as has already been outlined above, people do not effectively and sufficiently save for their retirement outside of their superannuation. Failing to appreciate the central function of superannuation as a retirement savings mechanism causes a policy imbalance and may increase Government fiscal pressures.

### Theories must be tested against practical realities

When discussing the costs of superannuation tax concessions, in many cases the savings made to the age pension budget are not accounted for. Proposals to assess tax concessions for super are often costed on the basis that people will not change their financial arrangements but incur the additional tax via the marginal tax rate system.

Treasury has acknowledged that the estimates of superannuation concessions do not bring all factors<sup>30</sup> into consideration and addressed the criticisms, but these caveats are often overlooked in recent debates about super. Long-term super policy experts from the Association of Superannuation Funds of Australia state that the true cost of super tax concessions is actually around \$16 billion<sup>31</sup> rather than the often quoted figure of \$30 billion. This analysis is supported by the SMSF Association although their calculations indicated concessions costs are lower at around only \$11 billion<sup>32</sup>.

Ultimately measurements need to be put into place that are holistic and accurately determine the true value cost of tax concessions. Indicators based on incomplete information can cause inconsistent and inefficient policies as they may be premised on skewed information. It is therefore

---

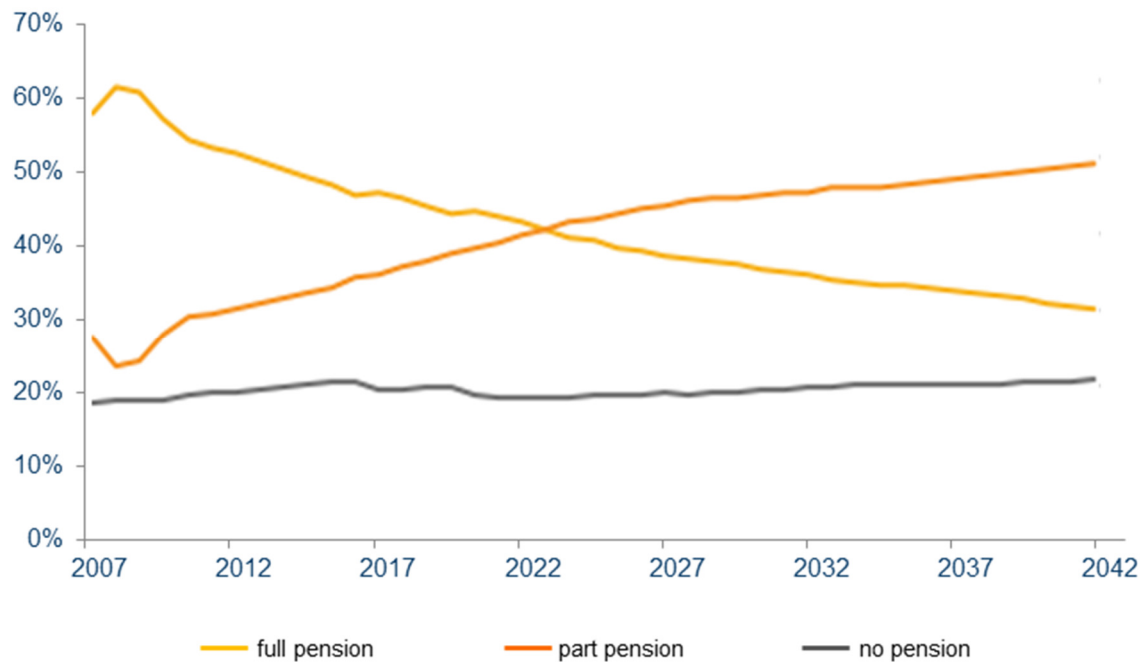
<sup>30</sup>The Australian Government the Treasury, 'A Super Charter: Fewer Changes, Better Outcomes, A report to the Treasurer and Minister Assisting for Financial Services and Superannuation' 2013, p,9-12, viewed 14 December, 2016, [http://www.treasury.gov.au/Policy-Topics/SuperannuationAndRetirement/supercharter/~media/Treasury/Policy%20Topics/Superannuation/supercharter/Downloads/PDF/super\\_charter\\_report.ashx](http://www.treasury.gov.au/Policy-Topics/SuperannuationAndRetirement/supercharter/~/media/Treasury/Policy%20Topics/Superannuation/supercharter/Downloads/PDF/super_charter_report.ashx)

<sup>31</sup>The Association of Superannuation Funds of Australia, 2015, 'Mythbusting superannuation tax concessions', Sydney, p.4, viewed 14 December 2016 <<http://www.superannuation.asn.au/policy/reports>>

<sup>32</sup>SMSF Association, 2016, 'TES is no basis to assess merits of super tax incentives', viewed 14 December 2016, <https://www.smsfassociation.com/tes-no-basis-assess-merits-super-tax-incentives/>

imperative that estimates accurately project the costs that are inherent with tax concessions in order to appreciate what the true value costs are with tax concession reform.

Graph 1: Proportion of people of eligible age receiving full, part or no age or service pensions



Graph 1 shows the projected change in the proportion of the population of eligible age receiving full, part or no age or service pension prior to the introduction of the *Treasury Laws Amendment (Fair and Sustainable Superannuation) Bill 2016*. As the superannuation system starts to mature the proportion of the eligible population receiving a full age pension has dropped by about nine per cent over the last decade and is expected to fall to around 30 per cent by 2047<sup>33</sup>. This does not consider the 1 January 2017 age pension asset threshold changes that are estimated to reduce further the number of part age pensioners.

### 3. Be simple and efficient; and provide safeguards; including insurance benefits

Efficiency and simplicity is central to the functioning of the superannuation system. Provisions that ensure a consistency in the interpretation of the laws and understanding by the consumers as well industry of its impact ensure the strengthening of its application. The inclusion of the word “safeguards” and the focus this provides on the member as the consumer is welcomed.

Insurance is one of the primary mechanisms that help families recover from unforeseeable events and offer invaluable support for dependants in the events of death or total and permanent disablement of the primary earner or caregiver. Insurance addresses the core element of this

<sup>33</sup> Based on The Australian Government the Treasury, 2013 p.13 viewed 14 December 2016  
[http://www.treasury.gov.au/Policy-Topics/SuperannuationAndRetirement/supercharter/~media/Treasury/Policy%20Topics/Superannuation/supercharter/Downloads/PDF/super\\_charter\\_report.aspx](http://www.treasury.gov.au/Policy-Topics/SuperannuationAndRetirement/supercharter/~media/Treasury/Policy%20Topics/Superannuation/supercharter/Downloads/PDF/super_charter_report.aspx)

---

objective which is underlined in the explanatory material to the bill on page 8; “The superannuation system should achieve its objectives at a minimum cost to individuals, taxpayers and the economy...”<sup>34</sup>. Therefore, it is appropriate to link insurance as the primary safeguard in the superannuation system which can directly address the point raised in the EM.

### Helping retirement funds go further

Retirement results are impacted by increases to costs through a rise in direct fees and indirect costs such as inefficient arrangements. Changes to policy settings and regulations create stress and disruption to the day-to-day financial arrangements of retirees and pre-retirees. This can create increased costs and inefficiencies through adjusting strategies, obtaining new advice, and in some cases the sale of investments at inopportune times. For example:

- The allowable concessional contribution limits have changed five times since the significant ‘simpler super’ reforms commenced from 1 July 2007.
- On 20 September 2007, the level of assets allowable while still being eligible for some fortnightly age pension was increased significantly. From 1 January 2017, the maximum level of allowable assets is legislated to reduce significantly.

### A focus on efficiency and simplicity

This lack of certainty about where future policy settings will land significantly impacts on long-term decision-making for individuals across all income levels trying to save for retirement. The Government and industry must continue to focus on this need to be simple, efficient and to provide safeguards to cater for individuals of varying needs and interest.

- The 2009 Government-commissioned ‘Super System Review’ examined the governance, operation, efficiency and structure of Australia's superannuation system. A number of recommendations were taken up by the then-Government to enhance access to low cost and simple superannuation arrangements to help the retirement savings of Australians—particularly disengaged members—to go further<sup>35</sup>.
- It is crucial to continue to monitor efficiency and implementations of reforms to drive our superannuation system to its full potential. The recently published Productivity Commission report to develop criteria to assess the efficiency and competitiveness of the superannuation system is an important next step towards this.

## 4. Be invested in the best interests of superannuation fund members

As was appropriately stated in the explanatory memorandum to the bill on page 7 there are essentially two mechanisms involved in ensuring that superannuation fund members act in the best interests of their members. Firstly, under the *Superannuation Industry (Supervision) Act 1993* (‘SIS

---

<sup>34</sup> Explanatory Material, Superannuation (Objective) Bill 2016, page 8.

<sup>35</sup> The Australian Government the Treasury, 2010, ‘Stronger super – Government Response to the Super System Review’, Canberra, p.9, viewed 14 December 2016  
[http://strongersuper.treasury.gov.au/content/publications/government\\_response/downloads/Stronger\\_Super.pdf](http://strongersuper.treasury.gov.au/content/publications/government_response/downloads/Stronger_Super.pdf)

---

act'), the trustee has an obligation to perform their duties and exercise their powers in the best interests of beneficiaries under paragraph 52(2)(c).

Secondly, The SIS Act under s62 further sets out that superannuation funds need to be maintained for the sole purpose of providing retirement benefits to members or to dependants if a member dies before retirement. This places an expectation on trustees to be relentless in seeking benefits for members – including through their focus on investments that are suitable for the individual member in the accumulation as well as post retirement phase. Self Managed Super Fund (SMSF) members have a unique advantage in aligning the interests of the trustee, as the member of a SMSF is generally also the trustee.

Dixon Advisory contends that these mechanisms are broad enough to encompass the management of longevity risk, investment risk and inflation risk; as well as providing flexibility for innovative ideas to help home ownership. Dixon Advisory submits that this objective incorporates the ambit of the 5<sup>th</sup> objective namely 'to manage risks in retirement'. The need for the 'to manage risks in retirement' objective is unnecessary and misdirected. The issues of risk are more appropriately encompassed in the 'best interest' subsidiary objective. The 'to manage risks in retirement' objective is unclear and if left as it stands it may create distortions and confusion with the consumer as well as the industry. Ultimately, the best interests' provision is a simple and efficient way to not only encompass the need to sustain members' retirement goals and interest; but also cater to manage risk.

## Risks and investments

It is vital to monitor safeguards to ensure disengaged members are not paying for benefits and features they do not take up, such as high levels of investment choice, advice or reporting. As has been mentioned, the Productivity Commission will review and address the success of the MySuper reforms. It will be important to assess the work arising from that review to protect the interests of members – even those who may not be engaged.

In highlighting the need for professional superannuation managers to consider member's interests first, the final report from the 2009 'Super System Review' cautioned "*The super system exists to enhance retirement incomes for working Australians, not simply to accumulate assets*<sup>36</sup>".

Over the next 30 years, as super balances grow, individual members must have the choice and autonomy to invest not only according to their preferred level of risk, but also in accordance with their individual asset class preferences. SMSF members may have experience with a particular type of investment such as Australian shares and due to their knowledge of markets and preference for direct ownership and transparency the risks associated with this type of portfolio has been considered but determined to be acceptable to this individual. Conversely, some retirees have a high need for stability and immediate access to funds and may make a fully informed decision to hold the bulk of their retirement capital in cash or short dated term deposits. This is not uncommon in the early transition to full retirement where other significant life or financial changes such as changing

---

<sup>36</sup> The Australian Government the Treasury, 2010, 'Super system review final report: Part one – Overview and Recommendations', p.2, viewed 14 December 2016, [http://www.treasury.gov.au/~media/Treasury/Consultations%20and%20Reviews/Reviews%20and%20Inquiries/2009/supersystem/Documents/Final%20Report/PDF/Final\\_Report\\_Part\\_1\\_Consolidated.aspx](http://www.treasury.gov.au/~media/Treasury/Consultations%20and%20Reviews/Reviews%20and%20Inquiries/2009/supersystem/Documents/Final%20Report/PDF/Final_Report_Part_1_Consolidated.aspx)

---

over properties is also in progress. Retirees with significant health or caring costs may also need this type of flexibility.

### **Flexibility is needed for investments**

A flexible investment mandate also allows superannuation members to consider a range of ways to manage longevity risk, inflation risk and investment risk. In facilitating the individual to fund consumption in retirement, the individual's needs, their risk tolerance, investment approach, overall wealth position including non-super assets and assets relative to needs must be considered.

Apart from annuities, there are other methods for managing longevity risk during the pension phase – particularly through informed financial advice and appropriate asset allocation strategies. Advice is important in helping people understand their retirement phase income stream and in managing realistic expectations.

The existing account-based pension system provides flexibility for managing the drawdown of retirement savings to provide income streams and can be used to manage longevity, inflation and investment risks.

Amid falling interest rates and rising longevity sending payments to historic lows in 2014, the UK government abolished the compulsory requirement for retirees to buy an annuity, and now allows retirees much greater freedom over how they access their pension savings. Noting the relatively small size of the Australian investment market, the cost of funding annuity style products is ultimately likely to be borne by the Australian Government and result in no net savings and increased fiscal pressure compared to the funding of those people who live beyond their capital from the existing age pension system.

It is widely recognised that many people would like more funds available at the early stages of their retirement. Notwithstanding that life expectancy rates are increasing, locking up capital for the potential of an improved later retirement limits the autonomy of retirees. It is not unreasonable to expect many people to place a much higher significance on having access to funds in the early stages of retirement when people are generally more active.



**Appendix**

**Table A1: Saving with salary sacrifice versus non-super (private) savings, median super balance \$35,000**

	<b>Estimated accumulated funds at retirement (65 years)</b>
Scenario 1: Superannuation guarantee only from age 45-65	\$330,000
Scenario 2: Superannuation guarantee only from age 45-55, maximum \$35,000 salary sacrifice from age 55-65	\$560,000
Scenario 3: Superannuation guarantee only from age 45-55, save into non-super investment the equivalent amount to maximum salary sacrifice from age 55-65	\$485,000
<b>Difference between saving maximum levels in super versus non-super savings program (approximate)</b>	<b>(\$75,000)</b>

Assumptions: 45-year-old female, median (\$35,000) super balance, \$100,000 salary. Figures are shown in today's dollar terms. Superannuation guarantee rate increases based on legislated schedule. Annual fee differential of 1.5 per cent between super and non-super investment. Investment earnings are 3.5 per cent in both scenarios. Some rounding has been applied. Sale of non-super investment to occur over 10-year timeframe post retirement such that capital gains realised below tax free threshold This is unlikely to be an option for investors that accumulate large portfolios outside of super and may result in a further cost of between 17.5 per cent and 24.5 per cent on capital profits.

**Table A2: Saving with salary sacrifice versus non-super (private) savings, median super balance \$75,000**

	<b>Estimated accumulated funds at retirement (65 years)</b>
Scenario 1: Superannuation guarantee only from age 45-65	\$410,000
Scenario 2: Superannuation guarantee only from age 45-55, maximum \$35,000 salary sacrifice from age 55-65	\$640,000
Scenario 3: Superannuation guarantee only from age 45-55, Save into non-super investment the equivalent amount to maximum salary sacrifice from age 55-65	\$565,000
<b>Difference between saving maximum levels in super versus non-super savings program (approximate)</b>	<b>(\$75,000)</b>

Assumptions: 45-year-old male, median (\$75,000) super balance, \$100,000 salary. Figures are shown in today's dollar terms. Superannuation guarantee rate increases based on legislated schedule. Annual fee differential of 1.5 per cent between super and non super investment. Investment earnings are 3.5 per cent in both scenarios. Some rounding has been applied. Sale of non-super investment to occur over 10-year timeframe post retirement such that capital gains realised below tax free threshold This is unlikely to be an option for investors that accumulate large portfolios outside of super and may result in a further cost of between 17.5 per cent and 24.5 per cent on capital profits.

## Bibliography

- **Australian Bureau of Statistics**, 2010, '6523.0 –Household income and wealth, Australia, 2013-14: Income, Wealth and Debt', Canberra, viewed 14 December 2016, <http://www.abs.gov.au/ausstats/abs@.nsf/Lookup/by%20Subject/6523.0~2013-14~Main%20Features~Household%20Income%20and%20Wealth%20Levels~5>
- **Australian Government Productivity Commission**, 2015, 'Superannuation policy for post-retirement', Commission Research Paper, Canberra p9, viewed 14 December 2016, <http://www.pc.gov.au/research/completed/superannuation-post-retirement/super-post-retirement-volume1.pdf>
- **Australian Government**, 'Objective of Superannuation' discussion paper, 9 March 2016, viewed on 14 December, 2016 [http://www.treasury.gov.au/~media/Treasury/Consultations%20and%20Reviews/Consultations/2016/Objective%20of%20superannuation/Key%20Documents/PDF/objective\\_super\\_DP.ashx](http://www.treasury.gov.au/~media/Treasury/Consultations%20and%20Reviews/Consultations/2016/Objective%20of%20superannuation/Key%20Documents/PDF/objective_super_DP.ashx)
- **Daley, J., Coates, B., Wood, D., and Parsonage, H.**, 2015, 'Super tax targeting', Grattan Institute, viewed 14 December 2016 <http://grattan.edu.au/wp-content/uploads/2015/11/832-Super-tax-targeting.pdf>
- **ING Direct**, Online Newsroom, Press release: Financial Wellbeing Index viewed 14 December 2016 <https://newsroom.ingdirect.com.au/property-still-hot-for-investors-with-growing-number-of-australians-owning-investment-homes/>
- **Melbourne Institute of Applied Economic and Social Research**, 2013, 'Families, Incomes and Jobs, Volume 8: A statistical report on Waves 1 to 10 of the Household, Income and Labour Dynamics in Australia Survey', *Table 14.1. The composition of household net wealth*, The University of Melbourne, Melbourne, viewed 14 December 2016, [https://www.melbourneinstitute.com/downloads/hilda/Stat\\_Report/statreport-v8-2013.pdf](https://www.melbourneinstitute.com/downloads/hilda/Stat_Report/statreport-v8-2013.pdf)
- **Parliament of Australia**, Second reading bill into the Superannuation (Objective) Bill 2016, Wednesday 9 November 2016, viewed on 14 December 2016, <http://parlinfo.aph.gov.au/parlInfo/search/display/display.w3p;query=Id%3A%22chamber%2Fhansard%2F089c8c3-75b7-4858-80ac-58b4e4c6e749%2F0157%22>
- **Reserve Bank of Australia**, 2016, 'Statistical tables: E5- E7 Household non-financial assets – distribution', Sydney, viewed 14 December 2016, <http://www.rba.gov.au/statistics/tables/index.html>
- **SMSF Association**, 2016, 'TES is no basis to assess merits of super tax incentives', viewed 14 December 2016, <https://www.smsfassociation.com/tes-no-basis-assess-merits-super-tax-incentives/>
- **Suncorp Superannuation**, 2012, 'Steps to avoid a 'Super Baby Debt'', viewed 14 December 2016, <http://www.suncorp.com.au/super/tools-and-resources/updates-super/steps-avoid-super-baby-debt>
- **The Association of Superannuation Funds of Australia**, 2014, 'Spending patterns of older retirees: New ASFA Retirement Standard': September quarter 2014, Sydney, viewed 14 December 2016, <https://www.superannuation.asn.au/ArticleDocuments/269/ASFA-RetirementStandardOlder-Sep2014.pdf.aspx>
- **The Association of Superannuation Funds of Australia**, 2015, 'Mythbusting superannuation tax concessions', Sydney, viewed 14 December 2016, <http://www.superannuation.asn.au/policy/reports>

- 
- **The Association of Superannuation Funds of Australia**, 2015, 'Superannuation account balances by age and gender', Sydney, viewed 14 December 2016, <http://www.superannuation.asn.au/policy/reports>
  - **The Australian Government the Treasury**, 'A Super Charter: Fewer Changes, Better Outcomes, A report to the Treasurer and Minister Assisting for Financial Services and Superannuation' 2013, p,9-12, viewed 14 December, 2016, [http://www.treasury.gov.au/Policy-Topics/SuperannuationAndRetirement/supercharter/~media/Treasury/Policy%20Topics/Superannuation/supercharter/Downloads/PDF/super\\_charter\\_report.ashx](http://www.treasury.gov.au/Policy-Topics/SuperannuationAndRetirement/supercharter/~media/Treasury/Policy%20Topics/Superannuation/supercharter/Downloads/PDF/super_charter_report.ashx)
  - **The Australian Government the Treasury**, 2010, 'Super system review final report: Part one – Overview and Recommendations', p.2, viewed 14 December 2016, [http://www.treasury.gov.au/~media/Treasury/Consultations%20and%20Reviews/Reviews%20and%20Inquiries/2009/supersystem/Documents/Final%20Report/PDF/Final\\_Report\\_Part\\_1\\_Consolidated.ashx](http://www.treasury.gov.au/~media/Treasury/Consultations%20and%20Reviews/Reviews%20and%20Inquiries/2009/supersystem/Documents/Final%20Report/PDF/Final_Report_Part_1_Consolidated.ashx)
  - **Workplace Gender Equality Agency**, March 2016, 'WGEA Gender Pay Gap Statistics Fact Sheet', viewed 14 December 2016, [www.wgea.gov.au/sites/default/files/Gender\\_Pay\\_Gap\\_Factsheet.pdf](http://www.wgea.gov.au/sites/default/files/Gender_Pay_Gap_Factsheet.pdf)