








Redbank Plains State High School

Learning First... Leading Tomorrow!

2010-13 Student Summary Data

Area	2010	2011	2012	2103
Yr 12 Enrolment	168	192	187	192
OP eligible	55	46	53	47
QCE / QCIA Completion Rate	75%	71%	84%	99.5% 
OP 1 – 15	36%	40%	41.8%	43.48%
% Students awarded Senior Statement & VET Qualification	81%	74.5%	84.5%	89%
% Students who exit with at least one of the following: QCE, SAT, VET Qual, IBD	93%	90.6%	100%	 100% 
No. of students with no QCE & no VET Qual	9	15	0	 0 
% QTAC Offer	78%	84.5%	95%	97%
SATs	49	48	37	54
Work Experience (Days)	650	684	667	1368
Parent Training Course Places provided	N/A	N/A	10	18
Percentage gaining				

"High Performance is everybody's business!"

Llew Paulger - Principal

Employment with new qualifications				
-------------------------------------------	--	--	--	--

Vet DATA next page

Vocational Education and Training Outcomes Data

	VET Cert I	VET Cert II	VET Cert III & IV	Totals
2010	109	76	13	198
2011	167	92	6	265
2012	122	89	24	235
2013	280	171	38	489 