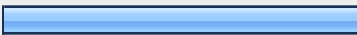
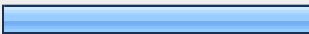









1. What is your age?

	Response Count
	1,087
<i>answered question</i>	1,087
<i>skipped question</i>	2



2. What is your gender?

	Response Percent	Response Count
Female 	53.7%	582
Male 	46.3%	502
<i>answered question</i>		1,084
<i>skipped question</i>		5








3. Which university do you attend?

	Response Percent	Response Count
University of Newcastle 	9.7%	105
University of New England 	7.4%	80
University of New South Wales 	17.2%	187
University of Notre Dame 	7.7%	84
University of Sydney 	33.5%	364
University of Western Sydney 	10.9%	118
University of Wollongong 	13.7%	149
<i>answered question</i>		1,087
<i>skipped question</i>		2



4. Did you have a university degree prior to starting medicine?

	Response Percent	Response Count
Yes 	58.8%	639
No 	41.2%	448
<i>answered question</i>		1,087
<i>skipped question</i>		2

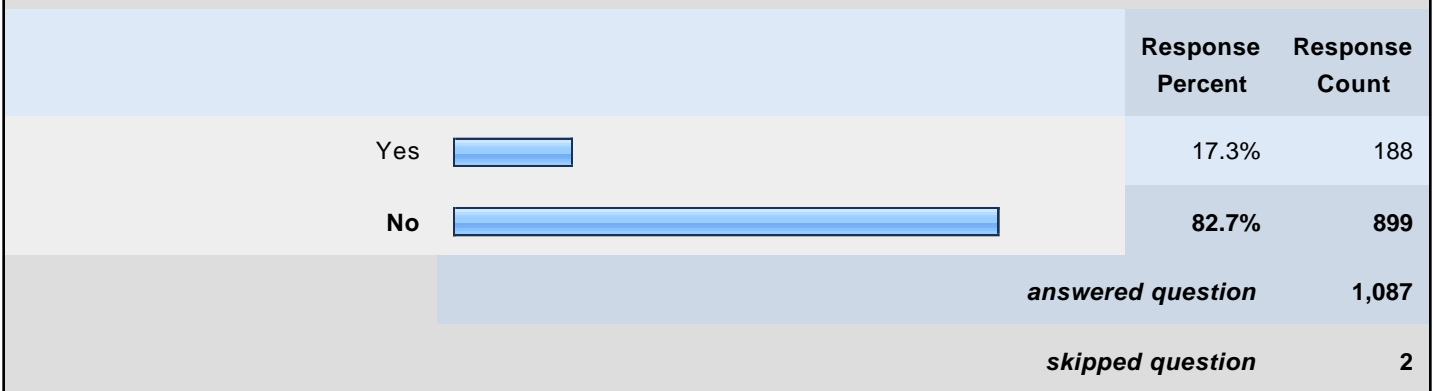
5. What year of your medical degree are you currently in?

	Response Percent	Response Count
1 	23.6%	257
2 	25.5%	277
3 	22.2%	241
4 	20.0%	217
5 	5.3%	58
6 	2.9%	31
Honours/B Med Science year 	0.6%	6
<i>answered question</i>		1,087
<i>skipped question</i>		2

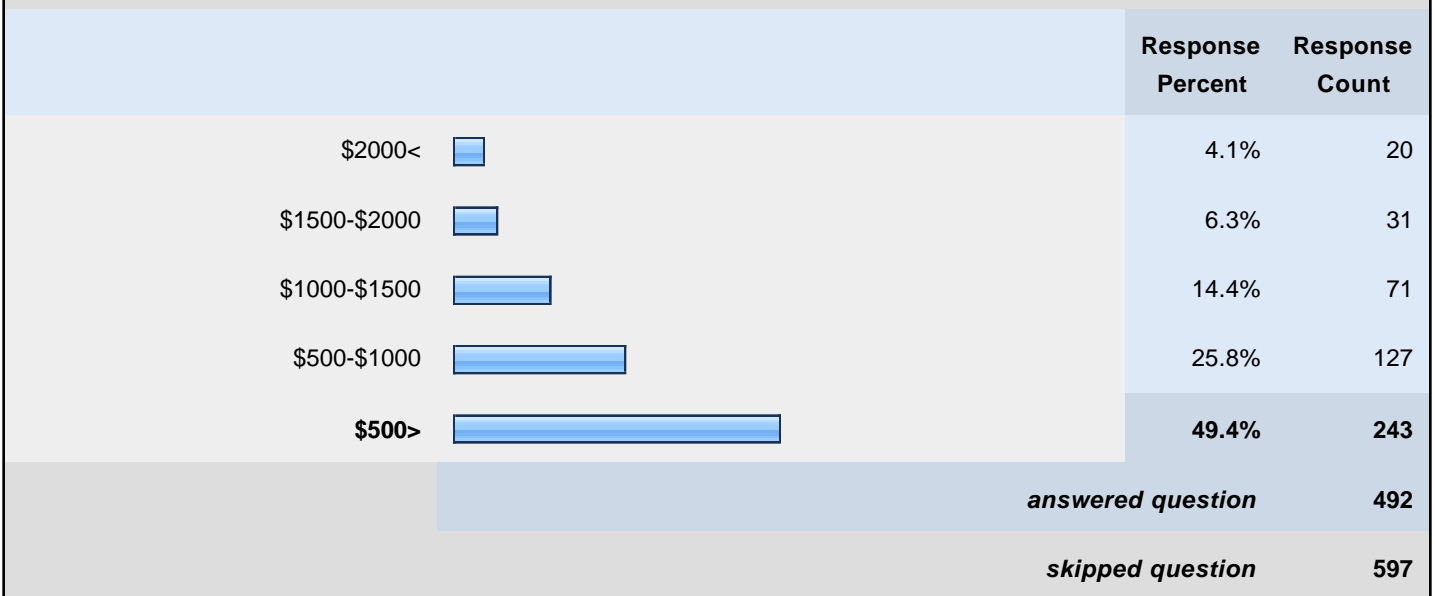
6. Prior to entry into medicine, did you attend a commercial UMAT/GAMSAT preparation course?

	Response Percent	Response Count
Yes 	41.2%	448
No 	58.8%	639
<i>answered question</i>		1,087
<i>skipped question</i>		2

7. Did you attend a commercial medical interview preparation course?



8. If you answered yes to either of the above questions, how much did your commercial preparation courses cost in total?



9. At which hospital have you undertaken the majority of your clinical training? (full name answer preferred)



10. Are you currently a clinical student (spends the majority of time at hospital) or pre-clinical student (spends majority of time at university)?

	Response Percent	Response Count
Pre-clinical	47.9%	521
Clinical	52.1%	566
<i>answered question</i>		1,087
<i>skipped question</i>		2





11. At my current training hospital:

	Strongly disagree	Disagree	Neutral	Agree	Strongly agree	Rating Average	Response Count
There are adequate facilities for students (common room, library, lockers, tute rooms etc)	2.3% (13)	11.2% (62)	9.4% (52)	54.0% (299)	23.1% (128)	3.84	554
There are adequate opportunities to attend hospital run education sessions like grand rounds and JMO education.	1.1% (6)	5.1% (28)	12.1% (67)	52.0% (288)	29.8% (165)	4.04	554
The majority of junior doctors (interns, residents, registrars) are able to deliver good quality bedside teaching.	2.5% (14)	9.6% (53)	21.8% (121)	54.0% (299)	12.1% (67)	3.64	554
I generally have enough contact time with my consultant supervisor.	6.3% (35)	24.7% (137)	28.3% (157)	32.5% (180)	8.1% (45)	3.11	554
There is too much competition between students for practical learning opportunities, like procedures	6.1% (34)	36.8% (204)	26.5% (147)	23.1% (128)	7.4% (41)	2.89	554
Generally, I have enough opportunities to practice the procedures I am expected to be able to do.	3.1% (17)	25.5% (141)	23.3% (129)	43.0% (238)	5.2% (29)	3.22	554
There are too many students attached to a treating team/ward.	6.1% (34)	39.7% (220)	26.4% (146)	23.1% (128)	4.7% (26)	2.81	554
Generally, patients suffer from 'student fatigue' and many refuse student involvement.	10.8% (60)	41.5% (230)	20.4% (113)	20.2% (112)	7.0% (39)	2.71	554
To allow us to direct advocacy efforts, please comment on any of the above questions or other issues relating to your training hospital.							136
answered question							554
skipped question							535




12. Regarding the NSW Intern allocation system:

	Strongly disagree	Disagree	Neutral	Agree	Strongly agree	Rating Average	Response Count
I believe the current ballot system is fair	8.8% (93)	10.7% (113)	28.8% (305)	39.4% (417)	12.4% (131)	3.36	1,059
I would prefer a merit-based system	17.6% (186)	26.8% (284)	27.0% (286)	18.2% (193)	10.4% (110)	2.77	1,059
Please add any comments							249
answered question							1,059
skipped question							30

13. Are you considering working in a rural/regional setting?

	Response Percent	Response Count
Yes, I am bonded to do so. 	16.6%	176
Yes, as my preferred place of work. 	9.6%	102
Yes, for a period of my career. 	49.2%	521
No. 	24.6%	260
answered question		1,059
skipped question		30

14. If you are a student on the Bonded Medical Places (BMP) scheme, do you plan to fulfill your contract?

	Response Percent	Response Count
Yes 	18.2%	193
No, I plan to 'pay out' the contract 	2.8%	30
n/a I am not on the BMP scheme 	78.9%	836
answered question		1,059
skipped question		30

15. Please rank, in order, how important you consider the following factors in determining specialty choice. Consider 1 to be most important - you need to rank the options, i.e. you can only use '1' once.

	1	2	3	4	5	6	Rating Average	Response Count
Lifestyle of specialty	14.1% (149)	30.4% (322)	25.7% (272)	19.7% (209)	7.6% (80)	2.5% (27)	2.84	1,059
Financial reward	1.2% (13)	5.4% (57)	16.2% (172)	21.9% (232)	40.2% (426)	15.0% (159)	4.40	1,059
Good experiences as a medical student	4.5% (48)	14.6% (155)	22.1% (234)	28.6% (303)	18.8% (199)	11.3% (120)	3.76	1,059
Personal interest in specialty	68.6% (726)	18.5% (196)	5.7% (60)	1.9% (20)	1.7% (18)	3.7% (39)	1.61	1,059
Prestige	3.6% (38)	2.4% (25)	4.1% (43)	6.2% (66)	21.4% (227)	62.3% (660)	5.27	1,059
Personal Competencies	8.0% (85)	28.7% (304)	26.3% (278)	21.6% (229)	10.3% (109)	5.1% (54)	3.13	1,059
Other (please specify)								51
answered question								1,059
skipped question								30

16. The following questions relate to your future career path.

	Strongly disagree	Disagree	Neutral	Agree	Strongly agree	Rating Average	Response Count
I have decided on my specialty of choice.	11.4% (121)	33.1% (350)	20.7% (219)	28.3% (300)	6.5% (69)	2.85	1,059
I think I will probably become a General Practitioner.	18.6% (197)	31.0% (328)	32.9% (348)	14.4% (152)	3.2% (34)	2.53	1,059
I am confident that I will be able to gain entry into the specialty college of my choice.	4.5% (48)	20.5% (217)	36.7% (389)	34.8% (369)	3.4% (36)	3.12	1,059
Competition for entry into specialty training programs at present is excessive.	0.6% (6)	3.9% (41)	29.6% (313)	45.7% (484)	20.3% (215)	3.81	1,059
I think that the increasing number of medical students will limit my future career opportunities.	1.0% (11)	7.6% (81)	15.2% (161)	41.5% (440)	34.6% (366)	4.01	1,059
Please add any comments on future training opportunities.							99
<i>answered question</i>							1,059
<i>skipped question</i>							30

17. Are you an international or domestic student?

	Response Percent	Response Count
Domestic	82.1%	869
Domestic full fee paying	4.6%	49
International	13.2%	140
<i>answered question</i>		1,058
<i>skipped question</i>		31



18. What is your country of origin?

	Response Percent	Response Count
Afghanistan	0.0%	0
Akrotiri and Dhekelia	0.7%	1
Aland Islands	0.0%	0
Albania	0.0%	0
Algeria	0.0%	0
American Samoa	0.0%	0
Andorra	0.0%	0
Angola	0.0%	0
Anguilla	0.0%	0
Antigua and Barbuda	0.0%	0
Argentina	0.0%	0
Armenia	0.0%	0
Aruba	0.0%	0
Australia	0.7%	1
Austria	0.0%	0
Azerbaijan	0.0%	0
Bahamas	0.0%	0
Bahrain	0.0%	0
Bangladesh	0.0%	0
Barbados	0.0%	0
Belarus	0.0%	0
Belgium	0.0%	0
Belize	0.0%	0
Benin	0.0%	0
Bermuda	0.0%	0

Bhutan	0.0%	0
Bolivia	0.0%	0
Bosnia and Herzegovina	0.0%	0
Botswana	0.0%	0
Brazil	0.0%	0
British Virgin Islands	0.0%	0
Brunei Darussalam	0.0%	0
Bulgaria	0.0%	0
Burkina Faso	0.0%	0
Burundi	0.0%	0
Cambodia	0.0%	0
Cameroon	0.0%	0
Canada	43.9%	61
Cape Verde	0.0%	0
Cayman Islands	0.0%	0
Central African Republic	0.0%	0
Chad	0.0%	0
Channel Islands	0.0%	0
Chile	0.0%	0
China	1.4%	2
Christmas Island	0.0%	0
Cocos Islands	0.0%	0
Colombia	0.0%	0
Comoros	0.0%	0
Congo	0.0%	0
Cook Islands	0.0%	0
Costa Rica	0.0%	0





Cote d'Ivoire	0.0%	0
Croatia	0.0%	0
Cuba	0.0%	0
Cyprus	0.0%	0
Czech Republic	0.0%	0
Democratic People's Republic of Korea	0.0%	0
Democratic Republic of the Congo	0.0%	0
Denmark	0.0%	0
Djibouti	0.0%	0
Dominica	0.0%	0
Dominican Republic	0.0%	0
Ecuador	0.0%	0
Egypt	0.0%	0
El Salvador	0.0%	0
Equatorial Guinea	0.0%	0
Eritrea	0.0%	0
Estonia	0.0%	0
Ethiopia	0.0%	0
Faeroe Islands	0.0%	0
Falkland Islands (Malvinas)	0.0%	0
Fiji	0.0%	0
Finland	0.0%	0
France	0.0%	0
French Guiana	0.0%	0
French Polynesia	0.0%	0
Gabon	0.0%	0
Gambia	0.0%	0





Georgia		0.0%	0
Germany		0.0%	0
Ghana		0.0%	0
Gibraltar		0.0%	0
Greece		0.0%	0
Greenland		0.0%	0
Grenada		0.0%	0
Guadeloupe		0.0%	0
Guam		0.0%	0
Guatemala		0.0%	0
Guernsey		0.0%	0
Guinea		0.0%	0
Guinea-Bissau		0.0%	0
Guyana		0.0%	0
Haiti		0.0%	0
Holy See		0.0%	0
Honduras		0.0%	0
China, Hong Kong SAR		2.2%	3
Hungary		0.0%	0
Iceland		0.0%	0
India		0.7%	1
Indonesia		2.2%	3
Iran (Islamic Republic of)		0.0%	0
Iraq		0.0%	0
Ireland		0.0%	0
Isle of Man		0.0%	0
Israel		0.0%	0
Italy		0.0%	0

Jamaica	0.0%	0
Japan 	0.7%	1
Jersey	0.0%	0
Jordan	0.0%	0
Kazakhstan	0.0%	0
Kenya	0.0%	0
Kiribati	0.0%	0
Kuwait	0.0%	0
Kyrgyzstan	0.0%	0
Lao People's Democratic Republic	0.0%	0
Latvia	0.0%	0
Lebanon	0.0%	0
Lesotho	0.0%	0
Liberia	0.0%	0
Libyan Arab Jamahiriya	0.0%	0
Liechtenstein	0.0%	0
Lithuania	0.0%	0
Luxembourg	0.0%	0
Macao	0.0%	0
Madagascar	0.0%	0
Malawi	0.0%	0
Malaysia 	19.4%	27
Maldives	0.0%	0
Mali	0.0%	0
Malta	0.0%	0
Marshall Islands	0.0%	0
Martinique	0.0%	0
Mauritania	0.0%	0





Mauritius	1.4%	2
Mayotte	0.0%	0
Mexico	0.0%	0
Micronesia (Federated States of)	0.0%	0
Monaco	0.0%	0
Mongolia	0.0%	0
Montenegro	0.0%	0
Montserrat	0.0%	0
Morocco	0.0%	0
Mozambique	0.0%	0
Myanmar	0.0%	0
Namibia	0.0%	0
Nauru	0.0%	0
Nepal	0.0%	0
Netherlands	0.0%	0
Netherlands Antilles	0.0%	0
New Caledonia	0.0%	0
New Zealand	0.0%	0
Nicaragua	0.0%	0
Niger	0.0%	0
Nigeria	0.0%	0
Niue	0.0%	0
Norfolk Island	0.0%	0
Northern Mariana Islands	0.0%	0
Norway	0.0%	0
Occupied Palestinian Territory	0.0%	0
Oman	0.0%	0

Pakistan		0.0%	0
Palau		0.0%	0
Panama		0.0%	0
Papua New Guinea		0.0%	0
Paraguay		0.0%	0
Peru		0.0%	0
Philippines		0.0%	0
Pitcairn		0.0%	0
Poland		0.7%	1
Portugal		0.0%	0
Puerto Rico		0.0%	0
Qatar		0.0%	0
Republic of Korea		2.9%	4
Republic of Moldova		0.0%	0
Reunion		0.0%	0
Romania		0.0%	0
Russian Federation		0.0%	0
Rwanda		0.0%	0
Saint Barthelemy		0.0%	0
Saint Helena		0.0%	0
Saint Kitts and Nevis		0.0%	0
Saint Lucia		0.0%	0
Saint Martin		0.0%	0
Saint Pierre et Miquelon		0.0%	0
Saint Vincent and the Grenadines		0.0%	0
Samoa		0.0%	0
San Marino		0.0%	0
Sao Tome and Principe		0.0%	0



Saudi Arabia		0.0%	0
Senegal		0.0%	0
Serbia		0.0%	0
Seychelles		0.0%	0
Sierra Leone		0.0%	0
Singapore		12.9%	18
Slovakia		0.0%	0
Slovenia		0.0%	0
Solomon Islands		0.0%	0
Somalia		0.0%	0
South Africa		0.0%	0
Spain		0.0%	0
Sri Lanka		1.4%	2
Sudan		0.0%	0
Suriname		0.0%	0
Svalbard		0.0%	0
Swaziland		0.0%	0
Sweden		0.0%	0
Switzerland		0.0%	0
Syrian Arab Republic		0.0%	0
Taiwan		0.7%	1
Tajikistan		0.0%	0
Thailand		0.7%	1
The Former Yugoslav Republic of Macedonia		0.0%	0
Timore Leste		0.0%	0
Togo		0.0%	0
Tokelau		0.0%	0

Tonga		0.0%	0
Trinidad and Tobago		0.0%	0
Tunisia		0.0%	0
Turkey		0.0%	0
Turkmenistan		0.0%	0
Turks and Caicos Islands		0.0%	0
Tuvalu		0.0%	0
Uganda		0.0%	0
Ukraine		0.0%	0
United Arab Emirates		0.0%	0
United Kingdom		1.4%	2
United Republic of Tanzania		0.0%	0
United States of America		4.3%	6
Uruguay		0.0%	0
US Virgin Islands		0.0%	0
Uzbekistan		0.0%	0
Vanuatu		0.0%	0
Venezuela		0.0%	0
Viet Nam		0.7%	1
Wallis and Futuna Islands		0.0%	0
Western Sahara		0.0%	0
Yemen		0.0%	0
Zambia		0.0%	0
Zimbabwe		0.7%	1
answered question			139
skipped question			950

19. What level of education had you attained before beginning medicine in Australia?

	Response Percent	Response Count
High school diploma 	42.4%	59
Bachelor degree 	24.5%	34
Bachelor degree with honours 	23.7%	33
Master degree 	9.4%	13
<i>answered question</i>		139
<i>skipped question</i>		950

20. Was Australia your first choice to study medicine?

	Response Percent	Response Count
Yes 	58.3%	81
No 	41.7%	58
<i>answered question</i>		139
<i>skipped question</i>		950

21. If you answered no, please specify your country of first choice.

	Response Percent	Response Count
Afghanistan	0.0%	0
Akrotiri and Dhekelia	0.0%	0
Aland Islands	0.0%	0
Albania	0.0%	0
Algeria	0.0%	0
American Samoa	0.0%	0
Andorra	0.0%	0
Angola	0.0%	0
Anguilla	0.0%	0
Antigua and Barbuda	0.0%	0
Argentina	0.0%	0
Armenia	0.0%	0
Aruba	0.0%	0
Australia	0.0%	0
Austria	0.0%	0
Azerbaijan	0.0%	0
Bahamas	0.0%	0
Bahrain	0.0%	0
Bangladesh	0.0%	0
Barbados	0.0%	0
Belarus	0.0%	0
Belgium	0.0%	0
Belize	0.0%	0
Benin	0.0%	0
Bermuda	0.0%	0

Bhutan	0.0%	0
Bolivia	0.0%	0
Bosnia and Herzegovina	0.0%	0
Botswana	1.7%	1
Brazil	0.0%	0
British Virgin Islands	0.0%	0
Brunei Darussalam	0.0%	0
Bulgaria	0.0%	0
Burkina Faso	0.0%	0
Burundi	0.0%	0
Cambodia	0.0%	0
Cameroon	0.0%	0
Canada	67.8%	40
Cape Verde	0.0%	0
Cayman Islands	0.0%	0
Central African Republic	0.0%	0
Chad	0.0%	0
Channel Islands	0.0%	0
Chile	0.0%	0
China	0.0%	0
Christmas Island	0.0%	0
Cocos Islands	0.0%	0
Colombia	0.0%	0
Comoros	0.0%	0
Congo	0.0%	0
Cook Islands	0.0%	0
Costa Rica	0.0%	0

Cote d'Ivoire	0.0%	0
Croatia	0.0%	0
Cuba	0.0%	0
Cyprus	0.0%	0
Czech Republic	0.0%	0
Democratic People's Republic of Korea	0.0%	0
Democratic Republic of the Congo	0.0%	0
Denmark	0.0%	0
Djibouti	0.0%	0
Dominica	0.0%	0
Dominican Republic	0.0%	0
Ecuador	0.0%	0
Egypt	0.0%	0
El Salvador	0.0%	0
Equatorial Guinea	0.0%	0
Eritrea	0.0%	0
Estonia	0.0%	0
Ethiopia	0.0%	0
Faeroe Islands	0.0%	0
Falkland Islands (Malvinas)	0.0%	0
Fiji	0.0%	0
Finland	0.0%	0
France	0.0%	0
French Guiana	0.0%	0
French Polynesia	0.0%	0
Gabon	0.0%	0
Gambia	0.0%	0


Georgia	0.0%	0
Germany	0.0%	0
Ghana	0.0%	0
Gibraltar	0.0%	0
Greece	0.0%	0
Greenland	0.0%	0
Grenada	0.0%	0
Guadeloupe	0.0%	0
Guam	0.0%	0
Guatemala	0.0%	0
Guernsey	0.0%	0
Guinea	0.0%	0
Guinea-Bissau	0.0%	0
Guyana	0.0%	0
Haiti	0.0%	0
Holy See	0.0%	0
Honduras	0.0%	0
China, Hong Kong SAR 	1.7%	1
Hungary	0.0%	0
Iceland	0.0%	0
India	0.0%	0
Indonesia	0.0%	0
Iran (Islamic Republic of)	0.0%	0
Iraq	0.0%	0
Ireland	0.0%	0
Isle of Man	0.0%	0
Israel	0.0%	0
Italy	0.0%	0

Jamaica	0.0%	0
Japan	0.0%	0
Jersey	0.0%	0
Jordan	0.0%	0
Kazakhstan	0.0%	0
Kenya	0.0%	0
Kiribati	0.0%	0
Kuwait	0.0%	0
Kyrgyzstan	0.0%	0
Lao People's Democratic Republic	0.0%	0
Latvia	0.0%	0
Lebanon	0.0%	0
Lesotho	0.0%	0
Liberia	0.0%	0
Libyan Arab Jamahiriya	0.0%	0
Liechtenstein	0.0%	0
Lithuania	0.0%	0
Luxembourg	0.0%	0
Macao	0.0%	0
Madagascar	0.0%	0
Malawi	0.0%	0
Malaysia	0.0%	0
Maldives	0.0%	0
Mali	0.0%	0
Malta	0.0%	0
Marshall Islands	0.0%	0
Martinique	0.0%	0
Mauritania	0.0%	0

Mauritius	0.0%	0
Mayotte	0.0%	0
Mexico	0.0%	0
Micronesia (Federated States of)	0.0%	0
Monaco	0.0%	0
Mongolia	0.0%	0
Montenegro	0.0%	0
Montserrat	0.0%	0
Morocco	0.0%	0
Mozambique	0.0%	0
Myanmar	0.0%	0
Namibia	0.0%	0
Nauru	0.0%	0
Nepal	0.0%	0
Netherlands	0.0%	0
Netherlands Antilles	0.0%	0
New Caledonia	0.0%	0
New Zealand	0.0%	0
Nicaragua	0.0%	0
Niger	0.0%	0
Nigeria	0.0%	0
Niue	0.0%	0
Norfolk Island	0.0%	0
Northern Mariana Islands	0.0%	0
Norway	0.0%	0
Occupied Palestinian Territory	0.0%	0
Oman	0.0%	0

Pakistan	0.0%	0
Palau	0.0%	0
Panama	0.0%	0
Papua New Guinea	0.0%	0
Paraguay	0.0%	0
Peru	0.0%	0
Philippines	0.0%	0
Pitcairn	0.0%	0
Poland	0.0%	0
Portugal	0.0%	0
Puerto Rico	0.0%	0
Qatar	0.0%	0
Republic of Korea	0.0%	0
Republic of Moldova	0.0%	0
Reunion	0.0%	0
Romania	0.0%	0
Russian Federation	0.0%	0
Rwanda	0.0%	0
Saint Barthelemy	0.0%	0
Saint Helena	0.0%	0
Saint Kitts and Nevis	0.0%	0
Saint Lucia	0.0%	0
Saint Martin	0.0%	0
Saint Pierre et Miquelon	0.0%	0
Saint Vincent and the Grenadines	0.0%	0
Samoa	0.0%	0
San Marino	0.0%	0
Sao Tome and Principe	0.0%	0

Saudi Arabia	0.0%	0
Senegal	0.0%	0
Serbia	0.0%	0
Seychelles	0.0%	0
Sierra Leone	0.0%	0
Singapore 	5.1%	3
Slovakia	0.0%	0
Slovenia	0.0%	0
Solomon Islands	0.0%	0
Somalia	0.0%	0
South Africa	0.0%	0
Spain	0.0%	0
Sri Lanka	0.0%	0
Sudan	0.0%	0
Suriname	0.0%	0
Svalbard	0.0%	0
Swaziland	0.0%	0
Sweden	0.0%	0
Switzerland	0.0%	0
Syrian Arab Republic	0.0%	0
Taiwan	0.0%	0
Tajikistan	0.0%	0
Thailand	0.0%	0
The Former Yugoslav Republic of Macedonia	0.0%	0
Timore Leste	0.0%	0
Togo	0.0%	0
Tokelau	0.0%	0

Tonga		0.0%	0
Trinidad and Tobago		0.0%	0
Tunisia		0.0%	0
Turkey		0.0%	0
Turkmenistan		0.0%	0
Turks and Caicos Islands		0.0%	0
Tuvalu		0.0%	0
Uganda		0.0%	0
Ukraine		0.0%	0
United Arab Emirates		0.0%	0
United Kingdom		20.3%	12
United Republic of Tanzania		0.0%	0
United States of America		3.4%	2
Uruguay		0.0%	0
US Virgin Islands		0.0%	0
Uzbekistan		0.0%	0
Vanuatu		0.0%	0
Venezuela		0.0%	0
Viet Nam		0.0%	0
Wallis and Futuna Islands		0.0%	0
Western Sahara		0.0%	0
Yemen		0.0%	0
Zambia		0.0%	0
Zimbabwe		0.0%	0
answered question			59
skipped question			1,030




22. What made you decide to study medicine in Australia? (you may choose more than one)

	Response Percent	Response Count
Quality of education	69.8%	97
Convenience	26.6%	37
Cost	30.2%	42
Family/partners	23.7%	33
Positive previous educational experience	15.8%	22
Couldn't get into medicine elsewhere	27.3%	38
Future career opportunities	42.4%	59
Other (please specify)		29
answered question		139
skipped question		950





23. Before commencing medicine in Australia, did you intend to stay in Australia after graduation?

	Response Percent	Response Count
Yes	48.2%	67
No	18.0%	25
Unsure	33.8%	47
answered question		139
skipped question		950





24. Has your interest in staying in Australia after graduation changed during your time as a medical student?

	Response Percent	Response Count
Increased 	56.1%	78
Decreased 	16.5%	23
No change 	27.3%	38
answered question		139
skipped question		950




25. When you applied to medical school in Australia, were you aware that you were not guaranteed an internship allocation?

	Response Percent	Response Count
Yes 	25.2%	35
No 	14.4%	20
Can't remember 	2.9%	4
No, I was given the impression I would be able to complete my internship here. 	57.6%	80
Other (please specify)		25
answered question		139
skipped question		950

26. If yes, how were you informed about this?

	Response Percent	Response Count
Course website 	31.3%	21
School representative 	55.2%	37
Internet student forums 	29.9%	20
Word of mouth 	55.2%	37
Other (please specify)		9
answered question		67
skipped question		1,022

27. Had you been aware of this situation, would you have still made the choice to study in Australia?

	Response Percent	Response Count
Yes 	28.8%	40
No 	55.4%	77
n/a - I was aware 	15.8%	22
answered question		139
skipped question		950

28. Would you like to complete your internship in Australia?

	Response Percent	Response Count
Yes, only in NSW	12.9%	18
Yes, ideally in NSW but would be willing to go anywhere in Australia	57.6%	80
Yes, anywhere in Australia	22.3%	31
No	7.2%	10
<i>answered question</i>		139
<i>skipped question</i>		950






29. When you finish your internship, would you like to complete your post-graduate training in Australia?

	Response Percent	Response Count
Yes	86.3%	120
No	13.7%	19
<i>answered question</i>		139
<i>skipped question</i>		950



30. Upon completion of training, do you want to live and practice as a medical doctor in Australia?

	Response Percent	Response Count
Yes	81.3%	113
No	18.7%	26
<i>answered question</i>		139
<i>skipped question</i>		950

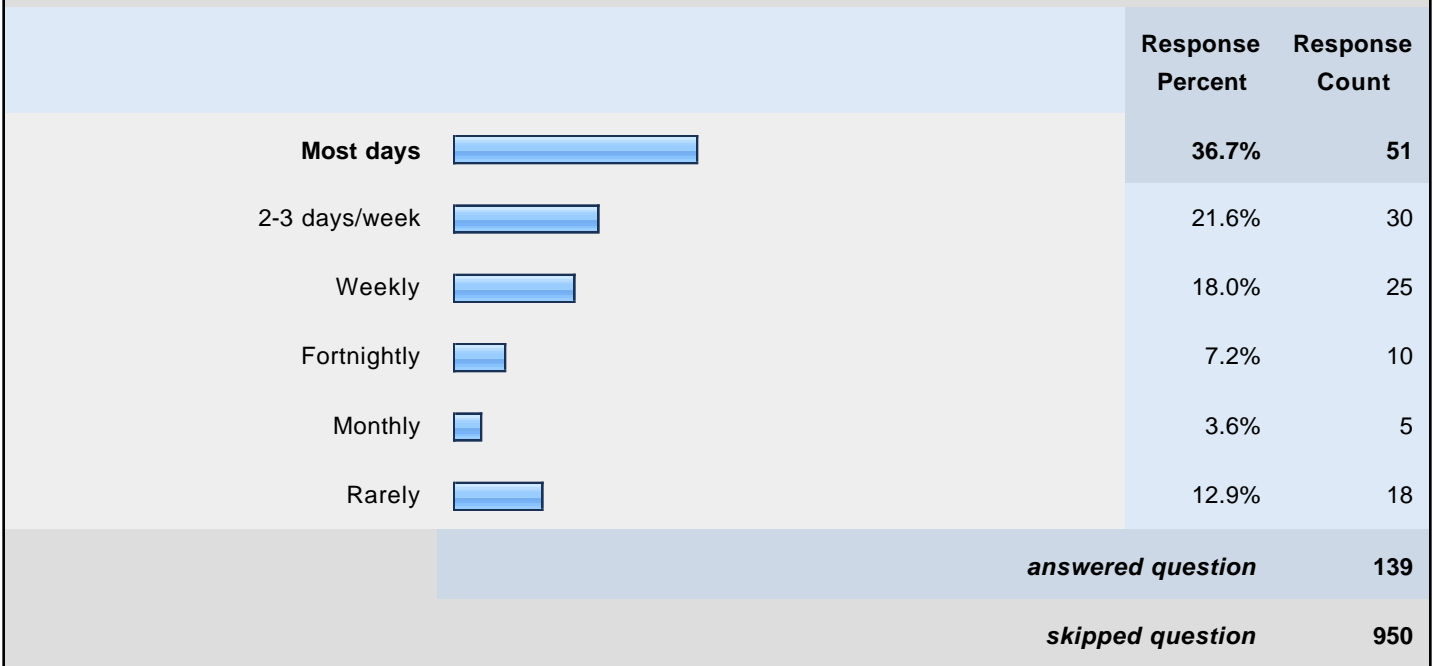
31. How are you supported financially in Australia? (may answer more than one)

	Response Percent	Response Count
I work part-time 	30.2%	42
My parents support me 	70.5%	98
My partner supports me 	15.8%	22
I am sponsored to study here 	9.4%	13
Scholarship 	16.5%	23
Other (please specify)		52
	answered question	139
	skipped question	950

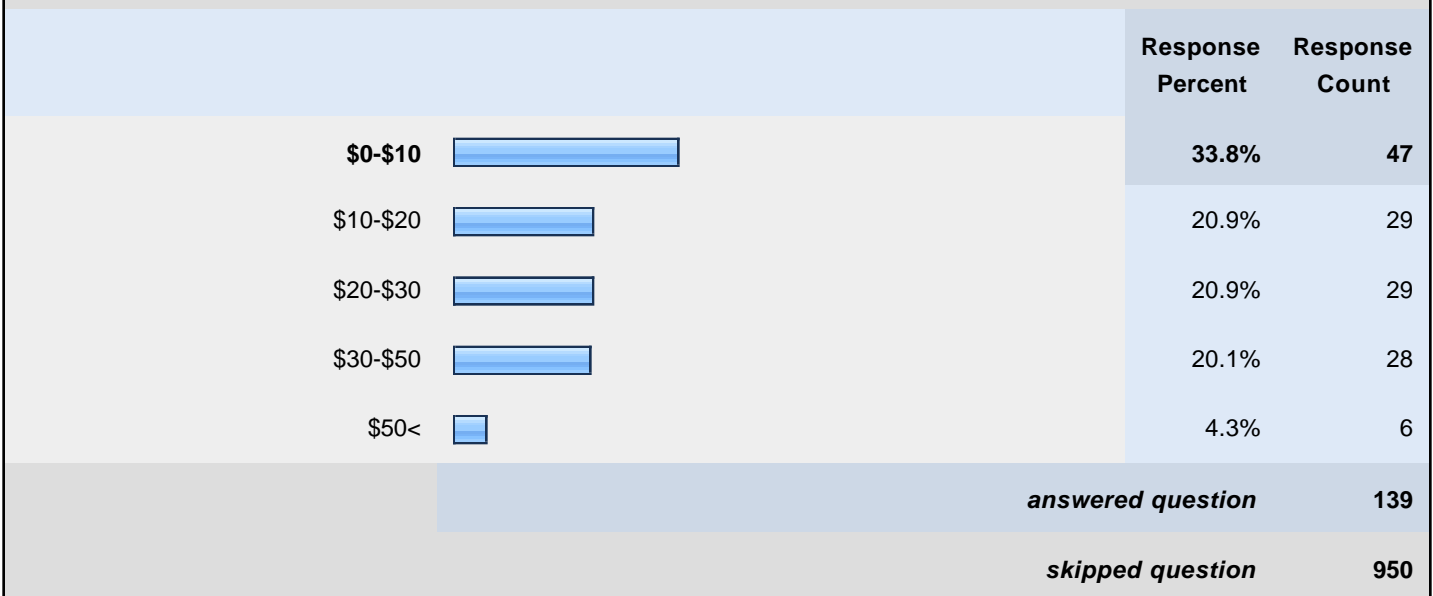
32. Do you own a car in Australia?

	Response Percent	Response Count
Yes 	31.7%	44
No 	68.3%	95
	answered question	139
	skipped question	950

33. How often do you use public transport?



34. On average, how much do you spend on public transport per week?



35. Do you have any other comments or concerns?

	Response Count
	44
<i>answered question</i>	44
<i>skipped question</i>	1,045



36. Please enter your comments below.

	Response Count
	427
<i>answered question</i>	427
<i>skipped question</i>	662



37. If you would like to enter the draw to win an iPad, please enter your details in the fields below. Your contact details will only be used for the purpose of the prize-draw and will not be linked to your survey answers in any way. Please only enter once, duplicate entries will be disqualified.

	Response Percent	Response Count
Full name <input type="text"/>	100.0%	1,006
UNIVERSITY EMAIL <input type="text"/>	99.8%	1,004
Mobile phone number <input type="text"/>	98.0%	986
<i>answered question</i>		1,006
<i>skipped question</i>		83

38. AMA(NSW) has kindly donated an iPad to the MSC and is a strong supporter of medical student advocacy at this challenging time. They are not a union, but rather a lobby group who acts in the interests of the profession to secure a better health system for patients and doctors Australia-wide. Student membership is free and includes numerous benefits such as the free magazine NSW Doctor, which is sent direct to your postal address and will keep you up to date on all the issues.

	Response Percent	Response Count
Yes, I would like to be contacted about becoming a student member of the AMA 	55.8%	573
No, I would not like to be contacted 	44.2%	453
<i>answered question</i>		1,026
<i>skipped question</i>		63

39. Would you like to be contacted by the NSW MSC via email regarding any future events, news or medical student information?

	Response Percent	Response Count
Yes 	57.2%	586
No thanks. 	42.8%	438
<i>answered question</i>		1,024
<i>skipped question</i>		65