



Polling - PwC & new government contracts

June 2023

Key results

The Australia Institute surveyed a nationally representative sample of 1,002 Australians about their attitude toward the Federal Government providing new work to the consulting firm PwC.

The results show that:

- Four in five Australians (79%) think that PwC should be banned from receiving new government work, while just 2% think there should not be a ban.
- Nearly half of Australians (45%) think that PwC should be banned permanently from receiving new government work.

Figure 1: PwC access to new government work

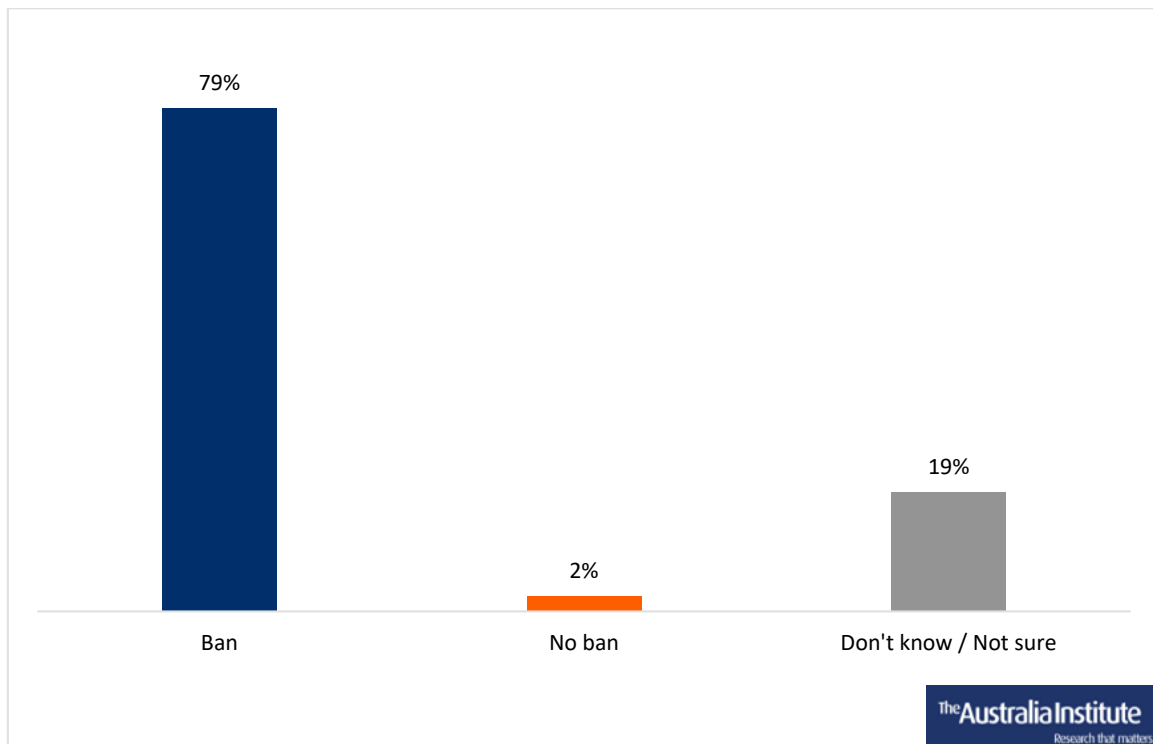
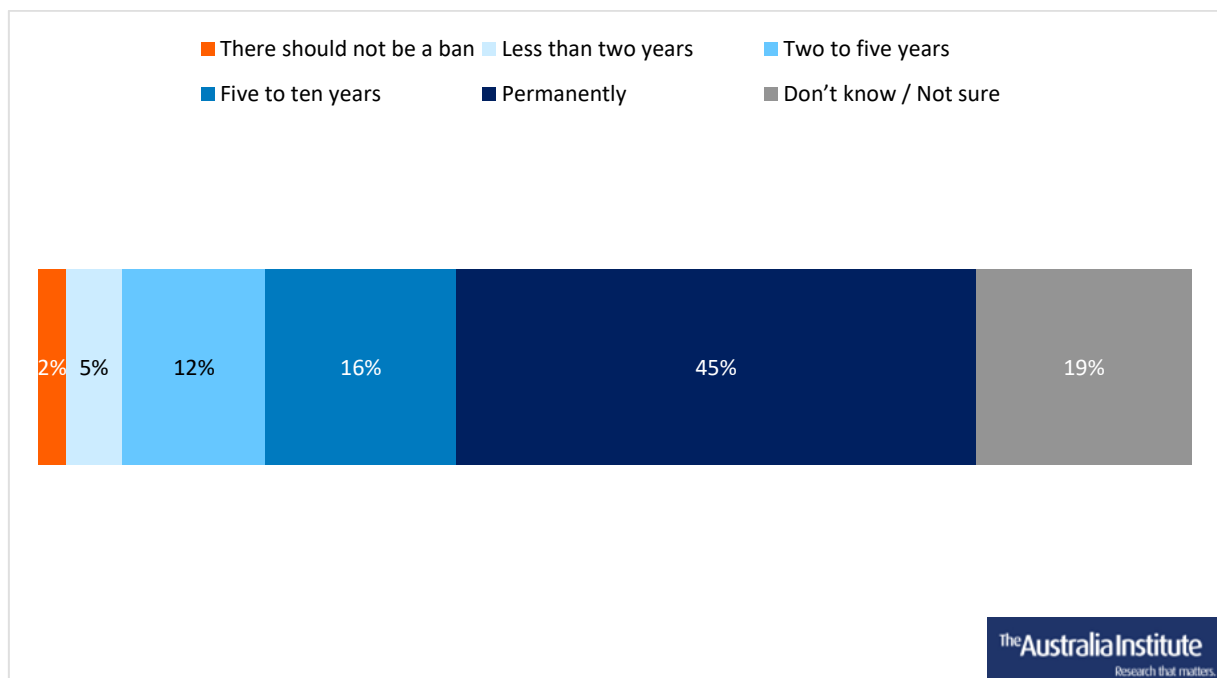


Figure 2: How long should PwC be banned from access to new government work?



Respondents were told:

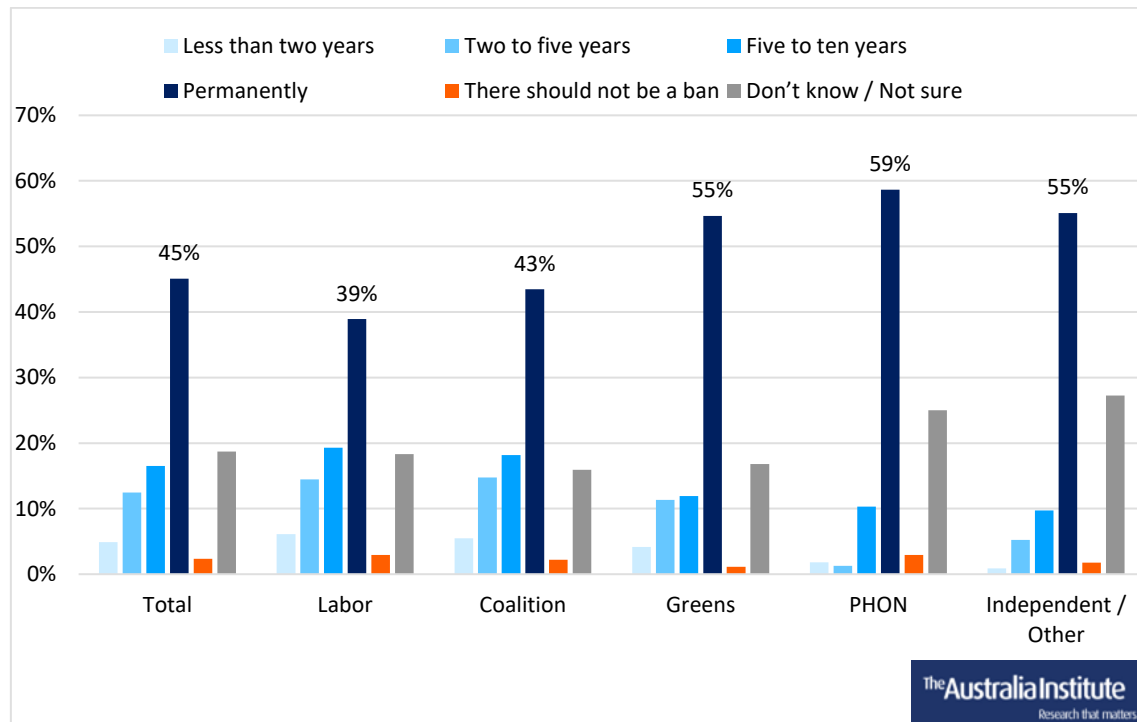
Consulting firm PwC misused confidential Australian government information to help big multinational companies avoid paying more tax.

According to the Australian Financial Review, the Department of Finance has effectively banned PwC from receiving new government work.

They were then asked how long they thought the ban on PwC receiving new government work should last.

- Four in five Australians (79%) think that PwC should be banned from receiving new government work, including nearly half of Australians (45%) who think that the ban should be permanent.
- Just 2% think there should not be a ban, and one in five (19%) don't know or are not sure.
- Banning PwC permanently was the single most popular response for every voting intention, with a majority of One Nation (59%), Greens (55%) and Independent/Other (55%) voters supporting a permanent ban.

Figure 3: PwC ban from new government work by voting intention



Method

Between 6 and 9 June 2023, The Australia Institute surveyed 1,002 adults living in Australia, online through Dynata's panel, with nationally representative samples by gender, age group and state/territory.

Voting crosstabs show voting intentions for the House of Representatives. Those who were undecided were asked which way they were leaning; these leanings are included in voting intention crosstabs.

The research is compliant with the [Australian Polling Council Quality Mark standards](#). The long methodology disclosure statement follows.

Long disclosure statement

The results were weighted by three variables (gender, age group and state or territory) based on Australian Bureau of Statistics ["National, state and territory population"](#) data, using the raking method. Those who answered the gender identity question as "Non-binary", "I use a different term", or "Prefer not to answer" had their responses included with females for the purpose of reporting, due to constraints from weighting data availability. This resulted in an effective sample size of 943.3.

The margin of error (95% confidence level) for the national results is $\pm 3\%$.

Results are shown only for larger states.

Voting intention questions appeared just after the initial demographic questions, before policy questions. Respondents who answered "Don't know / Not sure" for voting intention were then asked a leaning question; these leanings are included in voting intention crosstabs. "Coalition" includes separate responses for Liberal and National. "Other" refers to Independent/Other, and minor parties in cases where they were included in the voting intention but represent too small a sample to be reported separately in the crosstabs.



**Australian
Polling Council
Quality Mark**

Detailed results

No preceding questions in the poll are expected to have influenced the results of the questions published here.

Consulting firm PwC misused confidential Australian government information to help big multinational companies avoid paying more tax.

According to the Australian Financial Review, the Department of Finance has effectively banned PwC from receiving new government work.

In your opinion, how long should this ban last?

	<i>Total</i>	<i>Male</i>	<i>Female</i>	<i>18-29</i>	<i>30-39</i>	<i>40-49</i>	<i>50-59</i>	<i>60+</i>
Less than two years	5%	4%	5%	11%	5%	6%	3%	0%
Two to five years	12%	16%	9%	24%	18%	11%	5%	6%
Five to ten years	16%	18%	15%	16%	18%	14%	17%	17%
Permanently	45%	45%	45%	26%	34%	45%	54%	61%
There should not be a ban	2%	3%	2%	4%	4%	2%	1%	1%
Don't know / Not sure	19%	14%	23%	18%	20%	22%	20%	15%

	<i>Total</i>	<i>Labor</i>	<i>Coalition</i>	<i>Greens</i>	<i>PHON</i>	<i>Independent / Other</i>
Less than two years	5%	6%	5%	4%	2%	1%
Two to five years	12%	14%	15%	11%	1%	5%
Five to ten years	16%	19%	18%	12%	10%	10%
Permanently	45%	39%	43%	55%	59%	55%
There should not be a ban	2%	3%	2%	1%	3%	2%
Don't know / Not sure	19%	18%	16%	17%	25%	27%