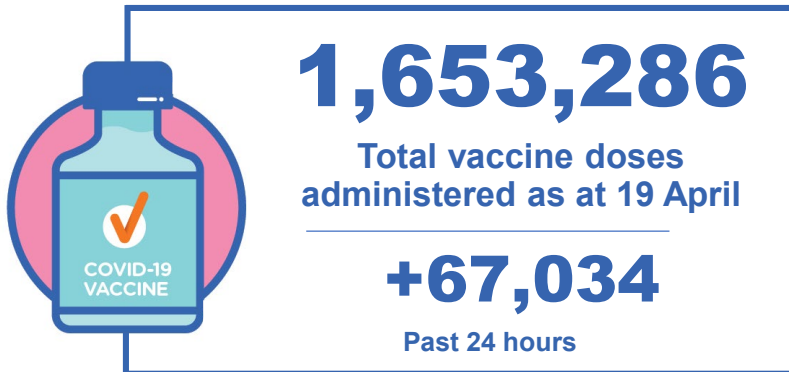


# COVID-19 Vaccine Roll-out

20 April 2021

Data as at:  
19 Apr 2021

# Total vaccine doses



**662,904** (+16,278 last 24 hours)

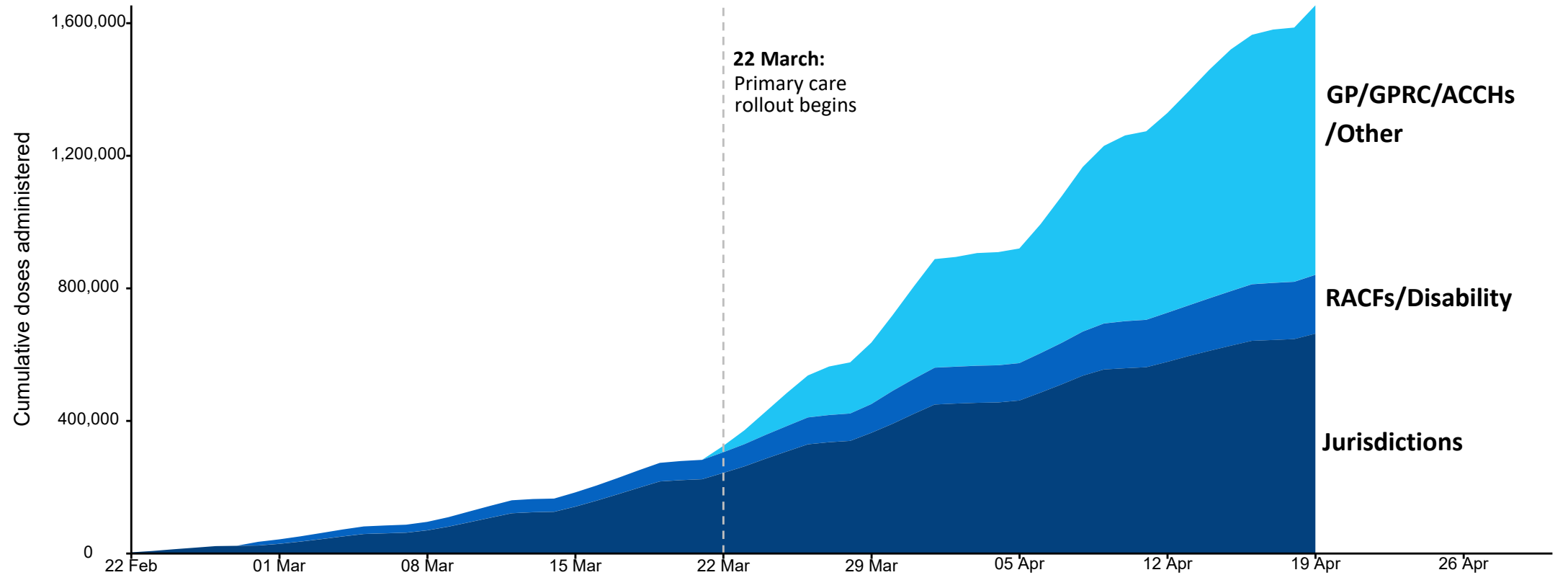
Total vaccine doses administered in State and Territory clinics as at 19 April



# Cumulative doses administered by channel

Data as at:  
19 Apr 2021

Cumulative doses administered (19 Apr): 1,653,286



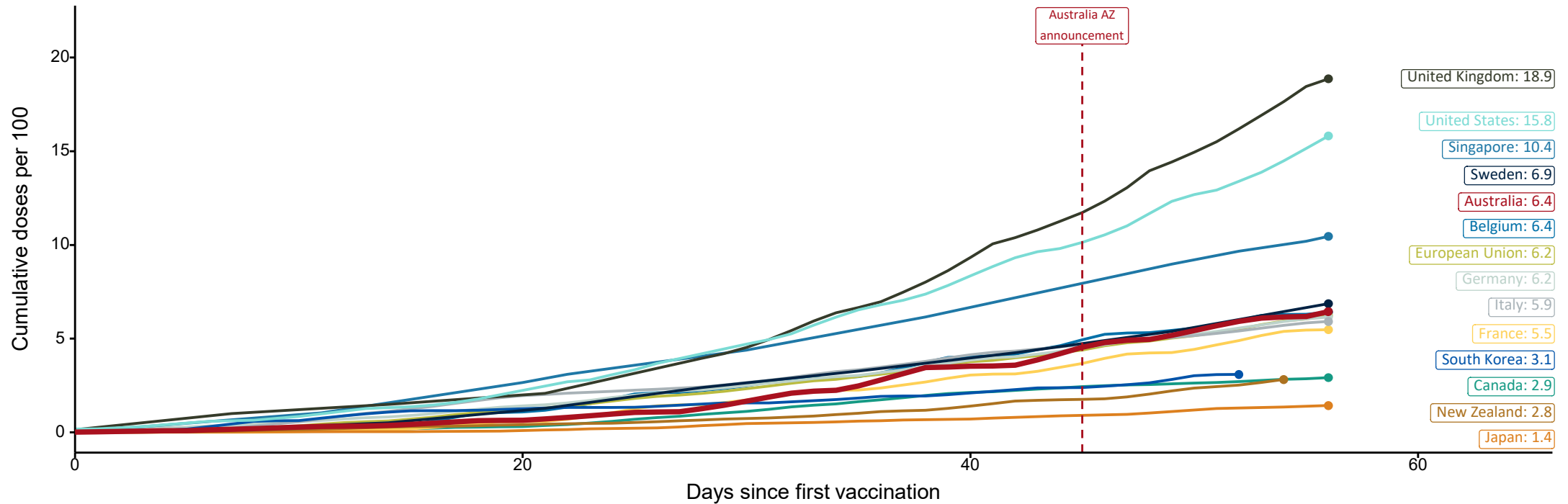
Source: Department of Health  
Data as at 19 Apr

# International comparisons at equivalent stages of rollout

Data as at: 19 Apr 2021

Cumulative doses administered (19 Apr): **1,653,286**

The x-axis is truncated at the length of Australia's vaccination program. Some countries started later and some countries do not have daily data points so the closest day to AUS's we have data for is used. Israel excluded as it is beyond scale of the graph



Source: Department of Health (Australia), Our World in Data (international)  
Latest data: 19 April

# Commonwealth aged care doses administered

Data as at:  
19 Apr 2021



Aged care and residential  
disability doses administered

**115,293**

First doses

**62,227**

Second doses

Residential aged care  
facilities

**1,341**

Sites visited for first doses

**749**

Sites visited for second doses



**177,520**

(+4,635 last 24 hours)

Total vaccine doses administered in aged  
care and disability facilities as at 19 April

Number of doses administered as part of the Commonwealth aged and disability care rollout

**NSW**  
**53,206**

(+1,321 last  
24 hours)

**VIC**  
**35,348**

(+1,424 last  
24 hours)

**QLD**  
**42,231**

(+982 last  
24 hours)

**WA**  
**19,265**

(+543 last  
24 hours)

**TAS**  
**6,307**

(+96 last  
24 hours)

**SA**  
**14,457**

(+269 last  
24 hours)

**ACT**  
**5,403**

(+0 last  
24 hours)

**NT**  
**1,303**

(+0 last  
24 hours)

# Commonwealth primary care doses administered

Data as at:  
19 Apr 2021



Primary Care vaccine administration sites\*

**4,303**  
GP sites

**132**  
GPRC sites

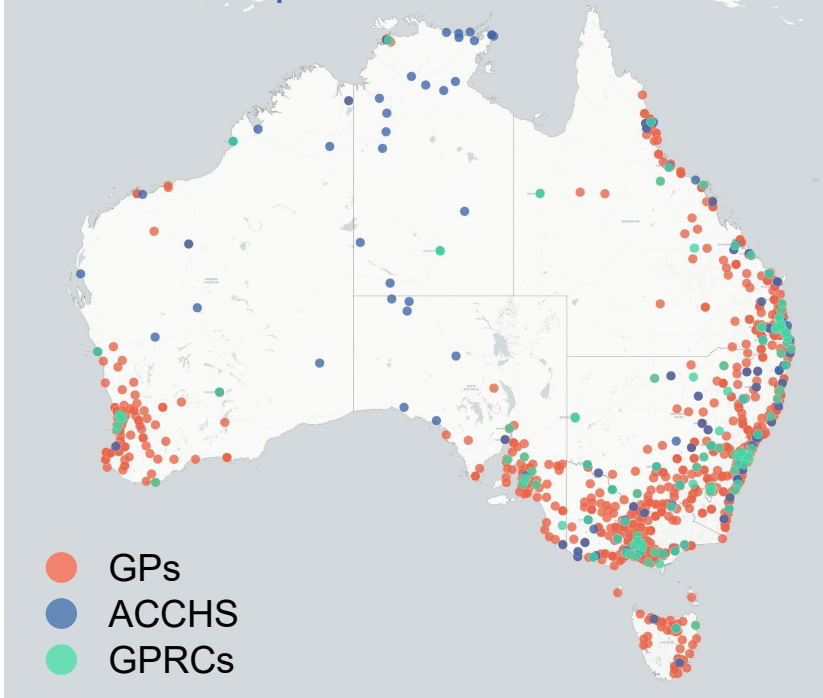
**144**  
ACCHS



**812,862** (+46,121 last 24 hours)

Total Commonwealth vaccine doses administered in primary care settings as at 19 April

Primary Care vaccine administration sites  
as at week of 19 April\*



Number of doses administered as part of the Commonwealth primary care rollout

**NSW**  
**257,818**  
(+14,731 last 24 hours)

**VIC**  
**191,657**  
(+11,076 last 24 hours)

**QLD**  
**185,685**  
(+9,549 last 24 hours)

**WA**  
**73,741**  
(+4,708 last 24 hours)

**TAS**  
**22,982**  
(+1,326 last 24 hours)

**SA**  
**61,808**  
(+3,485 last 24 hours)

**ACT**  
**14,257**  
(+1,009 last 24 hours)

**NT**  
**4,914**  
(+237 last 24 hours)

\* Source: updated weekly

## Epidemiology - COVID-19 Cases and deaths

### Countries of interest snapshot - 1 January 2021 to 19 April 2021

Country	Cases*	Cases by 100,000 population	Deaths*	Case Fatality Rate
Australia	1,075 ↓	4.2	1	0.09%
Brazil	6,336,540 ↓	2,964	178,997	2.8%
Canada	548,401 ↑	1,453	8,213	1.5%
Japan	303,748 ↑	240.2	6,227	2.1%
India	4,795,245 ↑	347.5	30,031	0.6%
Italy	1,786,442 ↓	2955	43,323	2.4%
New Zealand	444 <i>stable</i>	9.02	1	0.2%
Papua New Guinea	9,019 ↑	100.8	81	0.9%
Philippines	463,610 ↑	423.1	6,730	1.5%
Singapore	2,262 <i>stable</i>	38.7	1	0.04%
Timor-Leste	1,262 ↑	95.7	2	0.2%
United Kingdom	1,855,223 ↓	2,733	54,722	2.9%
United States	11,965,151 ↑	3,615	225,827	1.9%

\*Arrows indicate increasing or decreasing trend in past month

Source: WHO COVID-19 Dashboard