



# Not So Private Lives:

## National findings on the relationships and well-being of same-sex attracted Australians

Sharon K Dane Barbara M Masser Geoff MacDonald Julie M Duck



**THE UNIVERSITY  
OF QUEENSLAND**  
AUSTRALIA

Funded by



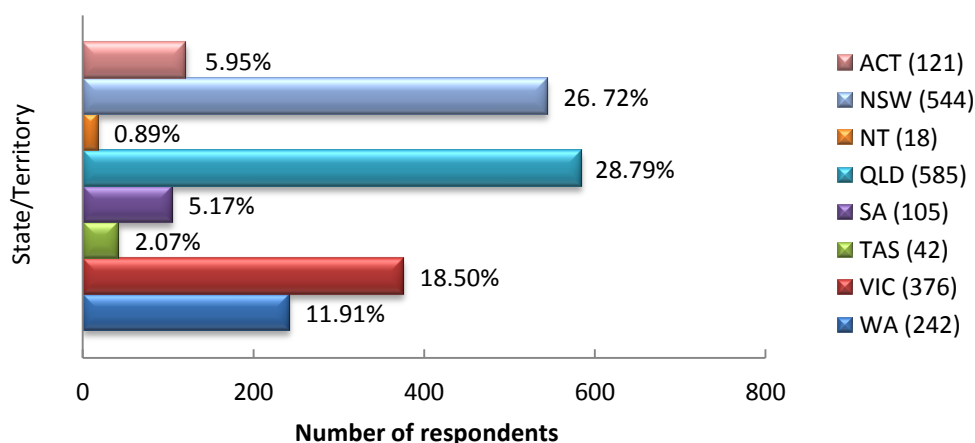
**Note: The following findings have been extracted from the *Not So Private Lives* full research report. The figure and table numbers are consistent with those presented in the complete report ([www.entsoprivatelives.com](http://www.entsoprivatelives.com))**

## Demographics

A total of 2,032 same-sex attracted participants (see full report for gender and sexuality measures), with Australian citizenship or permanent residency, completed the survey in full. This was 200 (9%) fewer than the number who completed the first phase of the survey, which included the relationship recognition measures. Findings were consistent between the 2,232 sample and the 2,032 sample. That is, differences between the two samples were less than 1% for any of the relationship preferences response options (for results presented in the Auxiliary report on the 2,232 sample, visit [www.entsoprivatelives.com](http://www.entsoprivatelives.com)).

**Figure 1.**

**Numbers and percentages of participants according to state/territory of residence**



**Table 3.**

**Numbers and percentages of participants according to age group and gender identity**

	<i>N</i>	% of total	% female	% male	% gender different
18 - 19	121	6.0	51.2	43.8	5.0
20 - 29	634	31.2	53.9	42.3	3.8
30 - 39	537	26.5	62.0	35.9	2.1
40 - 49	441	21.7	56.7	42.4	0.9
50 - 59	215	10.6	51.2	47.9	0.9
60 + (60-82)	81	4.0	33.3	66.7	0.0

Total *N* = 2029. Three participants (1 female, 2 male) did not provide their age.

## Personal Preference for Legal Recognition of Same-Sex Relationship

All participants, regardless of whether or not they were currently in a same-sex relationship, were asked about their personal preference for legal relationship recognition in Australia. Figure 14 below indicates the responses to the question *“If you are or were to become involved in a long-term committed same-sex relationship, in what way would you prefer Australian law to recognise your relationship?”*

Figure 14.

Personal preference for relationship recognition - general sample (including those not currently in a same-sex relationship)

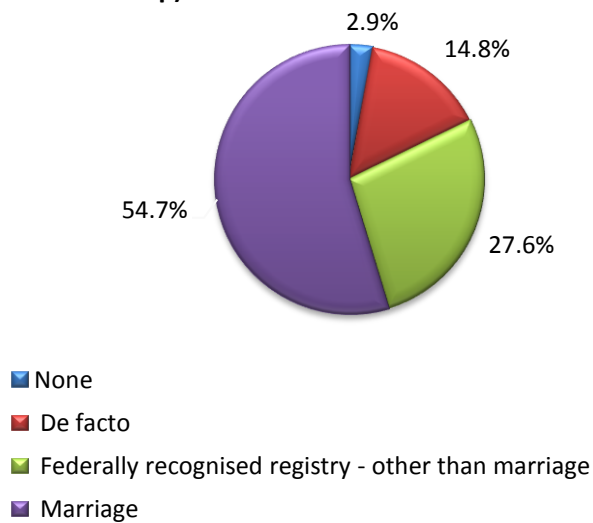
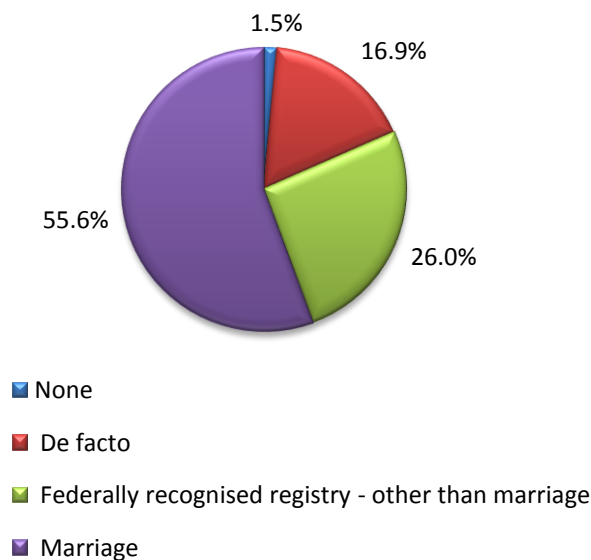


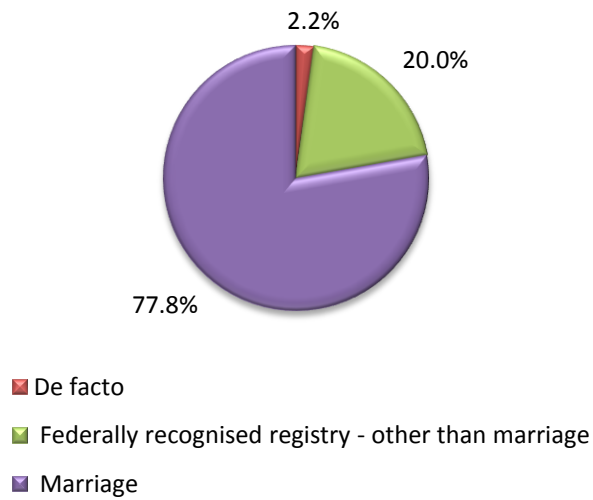
Figure 18.

Preferred legal recognition for those currently in a same-sex de facto relationship (N = 620)



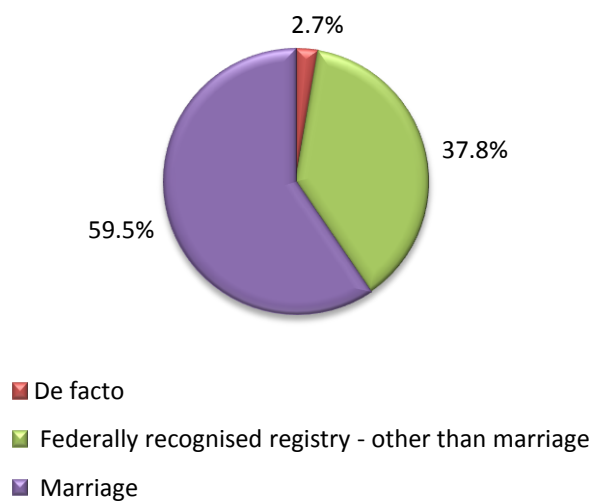
**Figure 19.**

**Preferred legal recognition for those with a current same-sex relationship formalised through a state or municipal registry – i.e., civil union/partnership (N = 45)**



**Figure 20.**

**Preferred legal recognition for those currently in an overseas recognised relationship other than marriage - e.g., NZ Civil Union, UK Civil Partnership (N = 39)**



## Age and Gender Differences

Figure 15.

Percentages of participants for personal preference for relationship recognition according to gender identity groups

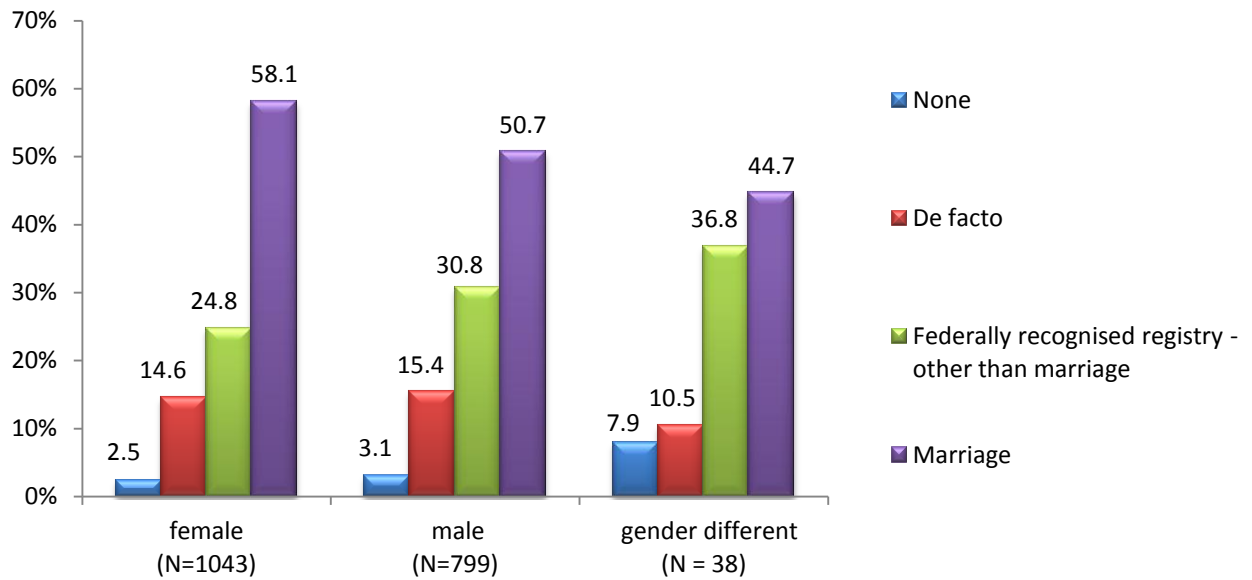
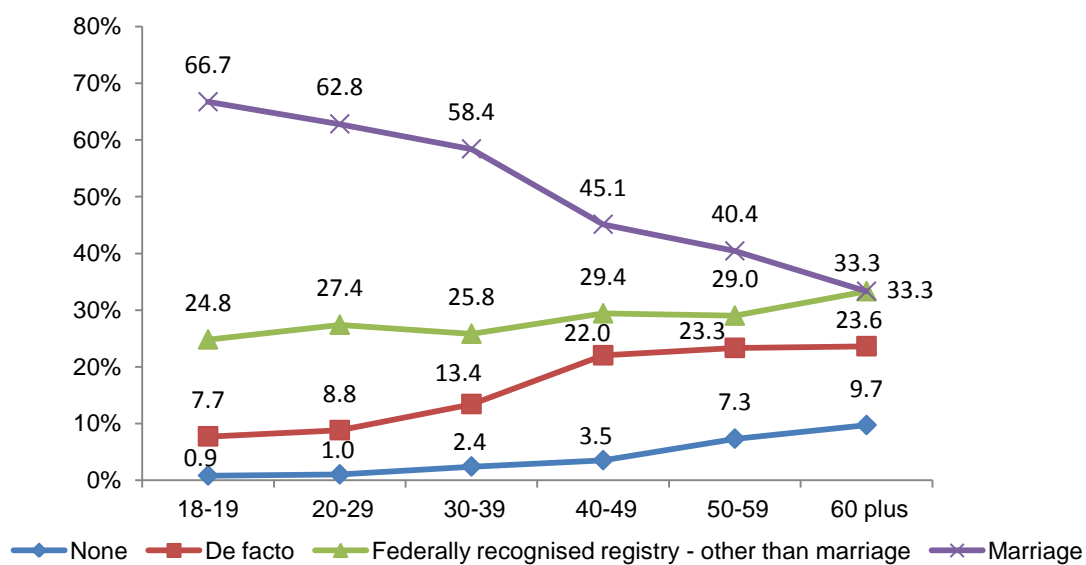


Figure 16.

Percentages of participants for personal preference for relationship recognition according to age group



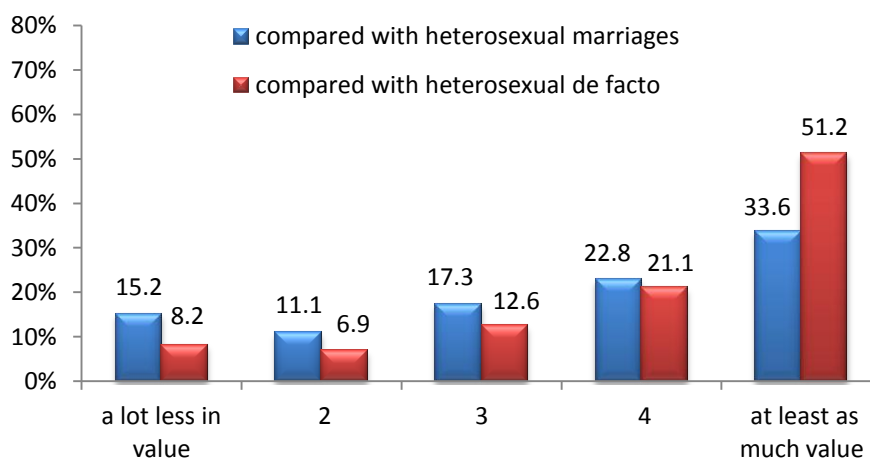
## Participants with Children and Relationship Recognition Preferences

- In instances where the eldest child was reported to be under 13 years of age, **74.7%** reported they personally preferred marriage.
- In cases where the eldest was under 5 (generally non-school age) the figure for the preference for marriage was **80.8%**.

## Perceptions of how Others Currently Value Own Relationship and Association with Psychological Well-Being

- Participants with a regular same-sex partner reported that they felt their own same-sex relationship was seen by others (heterosexual friends, family, and contacts from the wider community) as being of significantly lesser value when compared with heterosexual marriages, as opposed to when compared with heterosexual de facto relationships (see below for example in relation to perceived views of parents).

Figure 25 (C).



Perceptions of how parent(s) value own same-sex relationship

- The above findings were even more pronounced among those who reported that they would like to be able to marry, supporting the argument that a desire to marry, among other factors, is likely to be influenced by one's perception of the value society places on such unions.
- **Importantly, the more participants felt others in society valued their relationships, relative to heterosexual relationships, the significantly greater their reported psychological well-being.**

For more information contact Dr Sharon Dane [s.dane@psy.uq.edu.au](mailto:s.dane@psy.uq.edu.au) (Ph: 0403 895 268)