

## Appendix 1 – Timeline of Polling with Main Effect Results

Each question is identified with a unique alphanumeric code to facilitate easy reference within the body of the document. Demographic and political breakdown of main effect results are available for most questions.

### 10<sup>th</sup> March 2021, Compass Polling

A1

*Do you think that nuclear energy should be considered as part of Australia's low emissions energy future?*

YES – 55%

NO – 45%

### July 2021, Compass Polling

B1

*Nuclear technology is used to generate much electricity in advanced economies like France, USA, China, Sweden, UK and Canada. Its safety and reliability have improved considerably in the last 20 years. Do you think Australia should reconsider nuclear in our plan for cleaner energy and meeting our Paris Agreement targets?*

YES – 63%

NO – 37%

B2

*What is your greatest concern when it comes to Australia adopting nuclear power plants for electricity generation?*

Nuclear waste will not be managed well – 29%

Nuclear accidents and disasters will occur – 27%

I have no concerns – 26%

It will increase carbon dioxide emissions – 9%

It could become a terrorist target – 5%

It is a step towards nuclear weapons – 3%

### 11<sup>th</sup> Aug 2021, Compass Polling

**C1**

*Do you believe that an operating nuclear power station produces zero-carbon emissions?*

YES – 33.3%

NO – 66.7%

**17<sup>th</sup> Sept 2021, Compass Polling**

**D1**

*Do you think that nuclear energy should be considered as part of Australia's low emissions energy future?*

YES – 69%

NO – 31%

**28<sup>th</sup> Sept 2021, Compass Polling (for DUNE)**

**E1**

*How would you judge your knowledge of the use of nuclear technology for power generation?*

*(1 - don't know anything, 5 – expert)*

1- 27.5%    2 – 32.7%    3 – 26.0%    4 – 12.9%    5 – 0.9%

**E2**

*Research suggests that renewable energy needs to be supplemented by an always on electricity generating technology like coal, gas or nuclear to ensure affordable around the clock supply. How do you think Australia should supplement intermittent renewable energy generation?*

Continue to rely on fossil fuels like coal and gas – 14.1%

Transition to 100% renewables, despite concerns about reliability and affordability – 36.0%

Transition to modern small-scale nuclear power stations, which are emissions free – 49.9%

**E3**

*If a modern small scale nuclear power station was to be built near your home, how worried would you be about nuclear safety and radiation?*

*(1 – not at all worried, 5 – extremely worried)*

1- 9.5%    2 – 12.8%    3 – 21.4%    4 – 24.7%    5 – 31.7%

**E4**

*Would more information about nuclear safety and radiation be of interest to you?*

YES – 71.8%

NO – 28.2%

**E5**

*How close would you be willing to live to a modern small scale nuclear power station?*

*(1 - don't know anything, 5 – expert)*

0->10KM – 6.2%    10-25KM – 10.9%    25-50KM – 12.5%    50-150KM – 13.9%    >150KM – 37.8%

NOT SURE – 18.7%

**E6**

*Many Australians will lose their jobs when aging coal power stations are shut down in the coming decades. Nuclear power stations could be established in former coal power station communities providing those communities with well paying jobs that are compatible with their existing skillsets*

*If people in these communities were interested in exploring the opportunity should the government support them to do so?*

YES – 85.1%

NO – 14.9%

**E7**

*If a modern, small-scale nuclear power station were to be established near you, and you had the necessary skills and capabilities (noting that there will be many skilled and unskilled positions required) would you consider working there or encourage friends and or family members to work?*

YES – 34.8%

NO – 33.6%

NOT SURE – 31.7%

**E8**

*Do you have confidence that Australia has the regulatory and technical capability to safely store radioactive material and waste?*

YES – 41.0%

NO – 28.3%

NOT SURE – 30.7%

**E9**

*Who should be responsible for deciding whether nuclear energy should become part of our energy future?*

Each State Government should be able to decide for themselves – 30.5%

Individual communities that wish to host nuclear plants – 15.7%

The Federal Government should decide for all States – 53.8%

#### E10

*Do you think Australia should explore nuclear power as an option for meeting our energy security and emission targets?*

YES – 69.0%

NO – 31.0%

#### E11

*Imagine a political party have declared that they will explore the option of nuclear energy in Australia through a robust and widely used international framework Would you be more or less likely to vote for that party?*

More likely – 27.9%

Less likely – 22.9%

It wouldn't change my vote – 49.2%

#### E12

*If a community were interested in having a nuclear power station built in that community, what do you think the reward should be?*

A fund to benefit the community and its residents – 12.4%

Cheaper electricity in the community for 10 years – 17.5%

Both of the above – 51.7%

None, the well-paying jobs at the nuclear plant is good enough – 18.4%

### 28th Sept 2021. Essential Research

#### F1

*To what extent do you support or oppose Australia developing nuclear power plants for the generation of electricity? [HTTPS://ESSENTIALVISION.COM.AU/TAG/NUCLEAR-POWER](https://essentialvision.com.au/tag/nuclear-power)*

Strongly support – 20%

Somewhat support – 30%

Somewhat oppose – 15%

Strongly oppose – 17%

Unsure – 18%

**F2**

*As you may be aware many of Australia’s coal-fired power stations are reaching the end of their operational lives and will soon need to be replaced.*

*Which of the following would you prefer that the government supported?*  
[HTTPS://ESSENTIALVISION.COM.AU/TAG/PREFERRED-ENERGY-SOURCES](https://essentialvision.com.au/tag/preferred-energy-sources)

Renewable energy solutions (e.g. wind and solar) – 65%

New nuclear power stations – 19%

New coal-fired power stations – 8%

New gas-fired power stations – 8%

**F3**

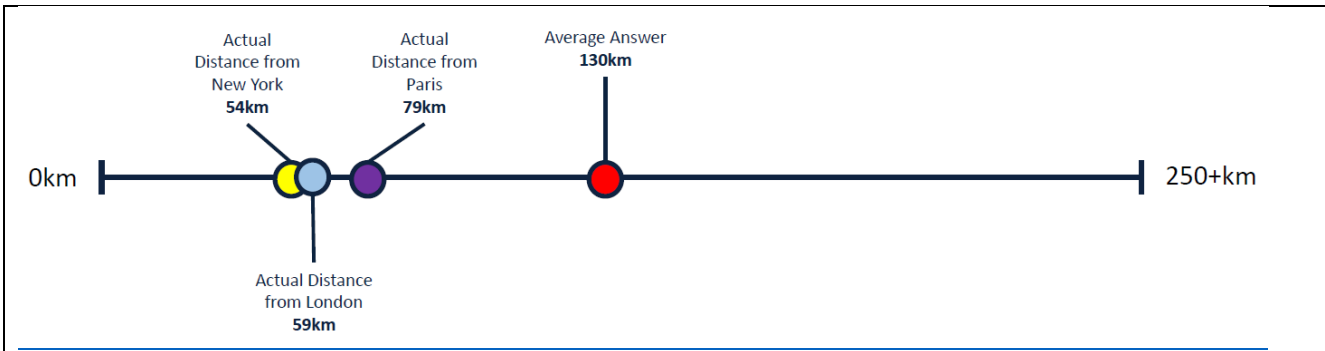
*To what extent would you support or oppose using nuclear energy source for the following?*

	<b>TOTAL: Support</b>	<b>TOTAL: Oppose</b>	<b>Strongly support</b>	<b>Somewhat support</b>	<b>Neither support nor oppose</b>	<b>Somewhat oppose</b>	<b>Strongly oppose</b>
To power a submarine fleet for the Royal Australian Navy	47%	21%	22%	24%	32%	11%	10%
To establish Australia’s nuclear weapon capabilities	29%	38%	11%	19%	33%	16%	22%
To supply power to Australian households and businesses	48%	24%	22%	26%	29%	10%	13%

**29<sup>th</sup> Sept 2021, Compass Polling**

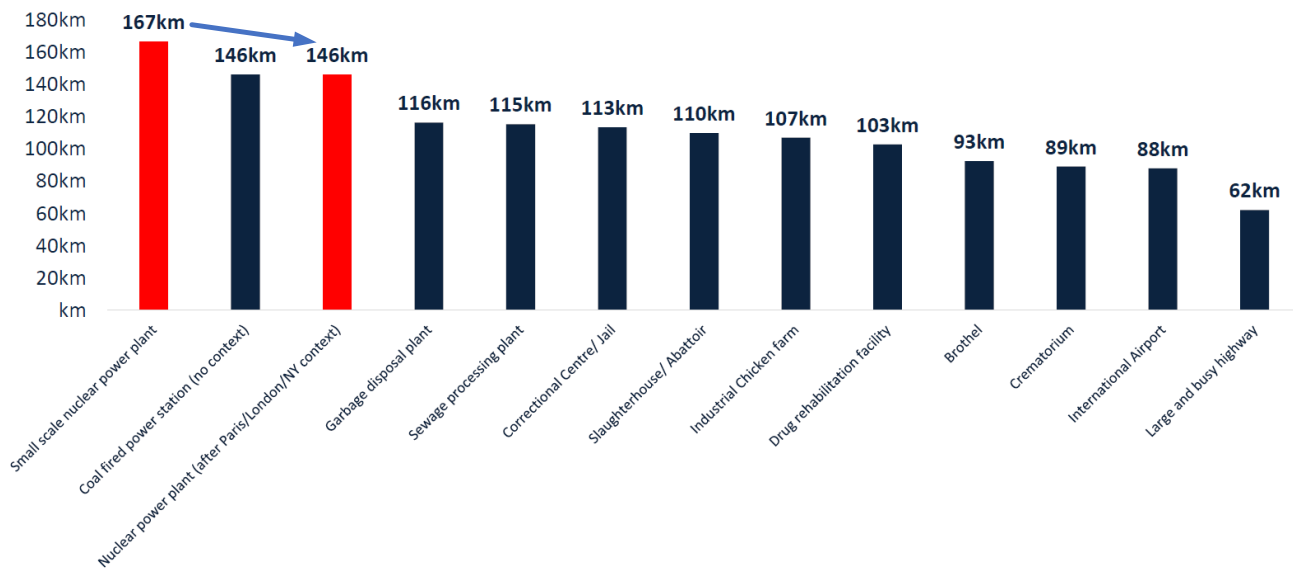
**G1**

*How far, on average, do you think nuclear power stations are from major cities (e.g. New York, London and Paris) around the world?*



G2

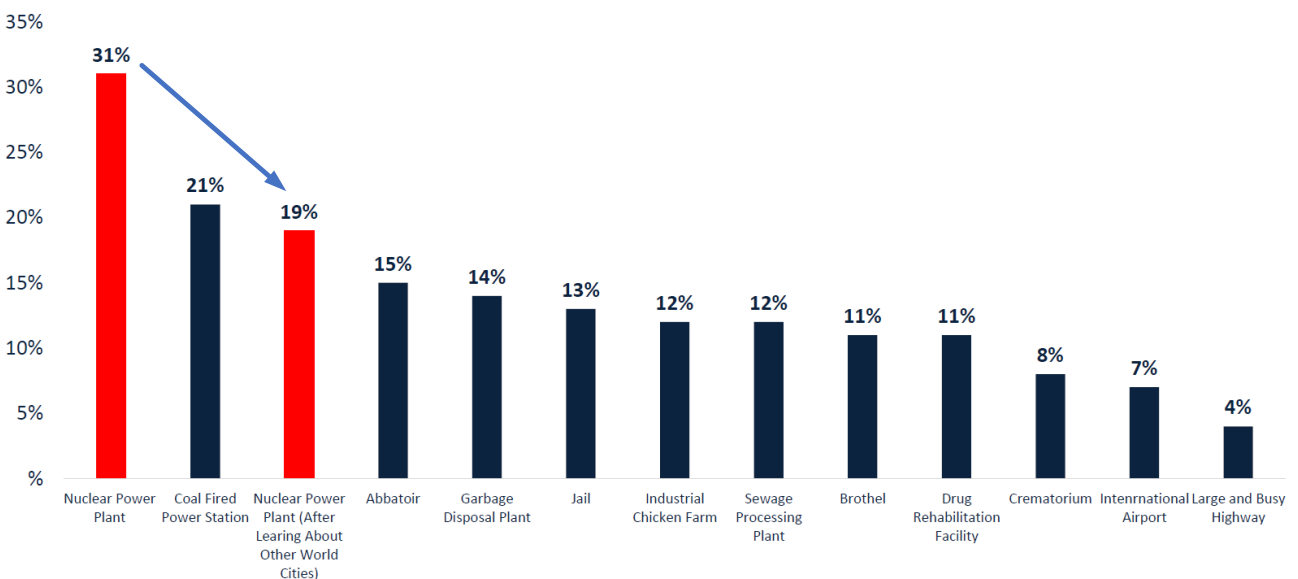
How close would you find it tolerable to live to the following places?



G3

How close would you find it tolerable to live to the following places?

(chart showing the % of people who answered +250km)



H1

*The US or UK will supply the nuclear propulsion system to power the submarines; and Australia has not committed to developing a homegrown nuclear industry. In the future, do you think Australia should develop its own domestic civil nuclear industry, including new nuclear power stations in Australia to generate electricity?*

Definitely – 25%

Should Consider – 36%

No – 27%

Don't know – 12%

### 7<sup>th</sup> Oct 2021, Compass Polling

I1

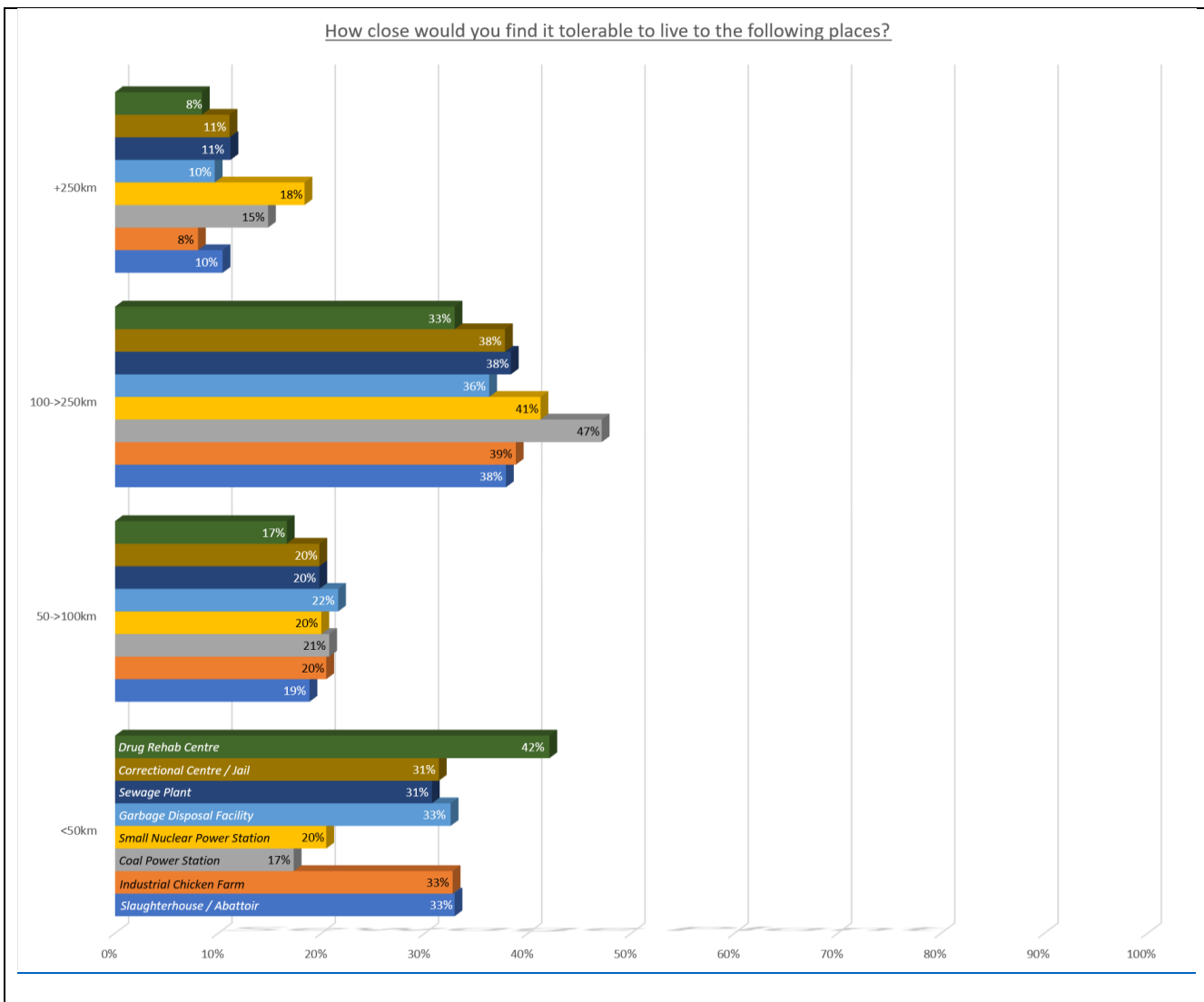
*The closest nuclear power plant to New York is 54 km, the closest nuclear power plant to London is 59km and the closest nuclear power plant to Paris is 79 km. Would you rather live close to a small-scale nuclear power plant or a coal-fired power plant?*

A coal fired power plant – 46.7%

Small-scale nuclear power plant – 53.3%

I2

*How close would you find it tolerable to live to the following places?*



6<sup>th</sup> June 2022 – Institute of Public Affairs (by Dynata)

<https://ipa.org.au/publications-ipa/media-releases/australians-back-nuclear-power>

J1

*“Australia should build nuclear power plants to supply electricity and reduce carbon emissions.”*

Agree – 53%

Neither agree nor disagree – 24%

Disagree – 23%

J2

- 70% of Coalition voters support building nuclear plants (13% oppose).
- 52% of Labor voters support building nuclear plants (27% oppose).
- 44% of Greens voters support building nuclear plants (30% oppose).



- 52% of those aged 18-24 and under support building nuclear plants (19% oppose).
- 47% of those aged 25-54 support building nuclear plants (25% oppose).
- 62% of those aged 55 and over support building nuclear plants (23% oppose).
- 71% of Australians earning \$100,000 and over support building nuclear plants (16% oppose).
- 55% of Australians earning between \$45,000 and \$99,999 support building nuclear plants (22% oppose).
- 49% of Australians earning less than \$45,000 support building nuclear plants (25% oppose).



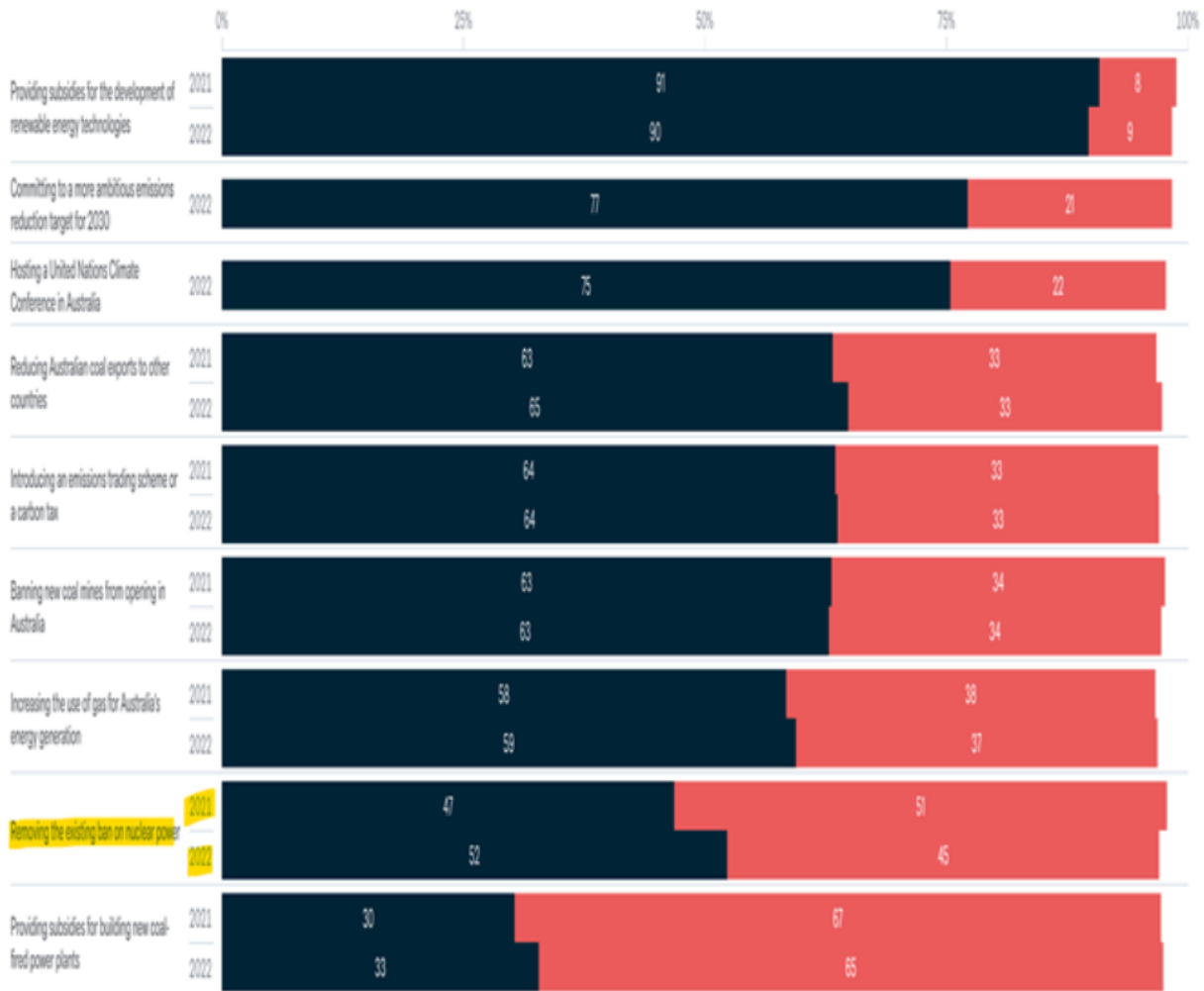
IPA-Poll-Nuclear-Power-June-2022.pdf

2021/2022 – Lowy Institute Poll

<https://poll.lowyinstitute.org/charts/potential-federal-government-policies-on-climate-change>

K1

“Would you support or oppose the following federal government policies?”

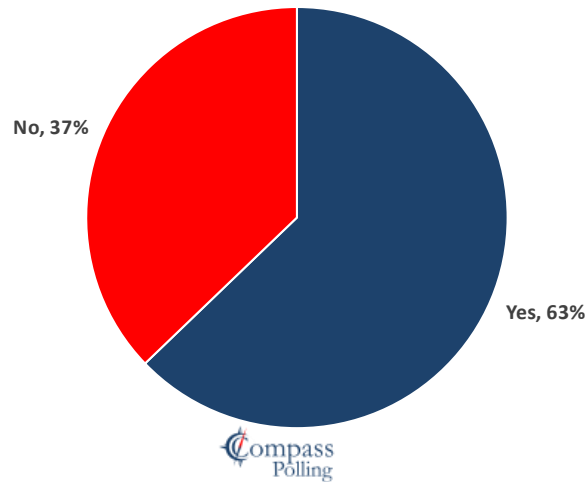


<https://poll.lowyinstitute.org/charts/potential-federal-government-policies-on-climate-change>

Summary Images



Nuclear technology is used to generate much electricity in advanced economies like France, USA, China, Sweden, UK and Canada. Its safety and reliability have improved considerably in the last 20 years. Do you think Australia should reconsider nuclear in our plan for cleaner energy and meeting our Paris Agreement targets?



23/08/2022

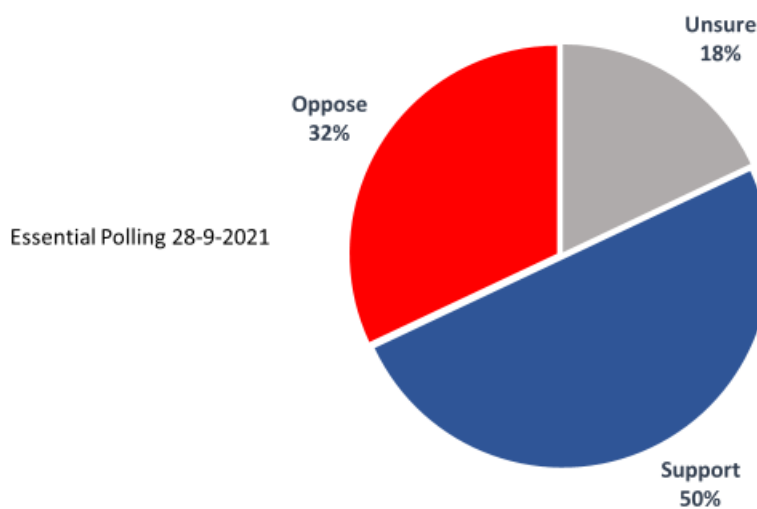


4

Figure 1 - Compass Polling July 2021



To what extent do you support or oppose Australia developing nuclear power plants for the generation of electricity?



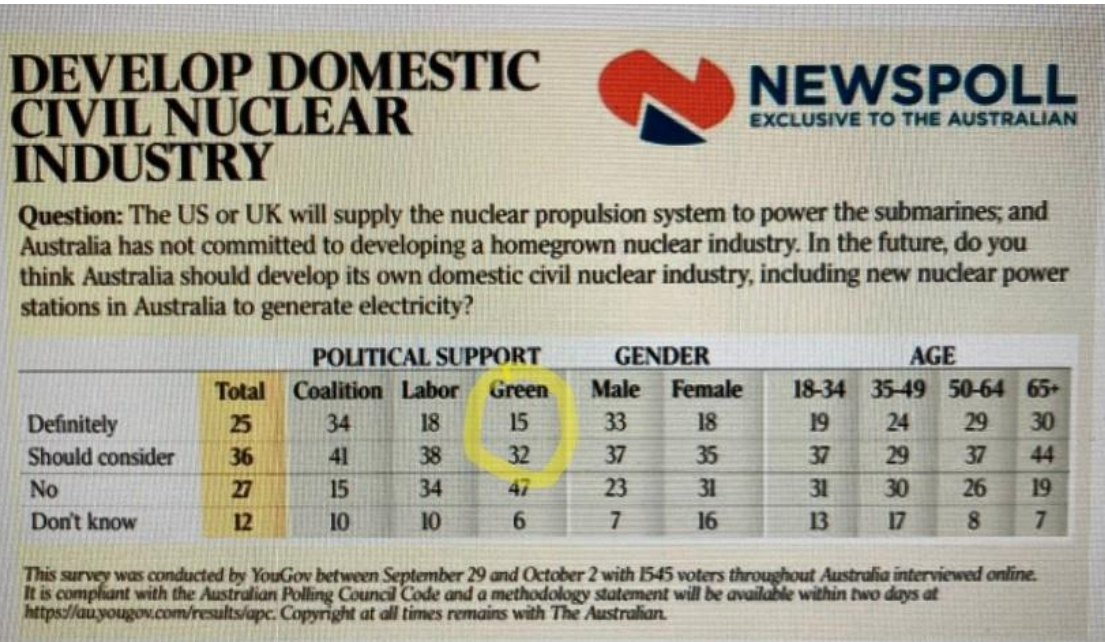
Essential Polling 28-9-2021

"In a fascinating development, 50 per cent of Australians support the idea while 32 per cent are opposed"

23/08/2022

5

Figure 2 - Essential Polling 28-9-2021



23/08/2022

12

Figure 3 YourGov for NewsPoll Sept - Oct 2021