

COVID-19 Cases Acquired and Cases in Howard Springs

- Among all COVID-19 overseas acquired cases in Australia, cases acquired in India and in quarantine reached just over **63% (78/122) in the week** before the restrictions came into place (19-25 April 2021) (up from around 8% (4/51) a month prior – 22-28 March).
 - o In the Northern Territory between 19-25 April 2021, 93% (29/31) of cases were acquired in India. The majority of cases detected in the Northern Territory were among international arrivals being managed in Howard Springs, noting that some cases in the NT were among international military arrivals.
 - o Source: National Notifiable Disease Surveillance System, extracted 5 May 2021
- Howard Springs:
 - o As at 29 April 2021:
 - To date (23 October 2020 to 29 April 2021), of the 6,670 returned Australians 121 have tested positive, representing an overall positivity of 1.8%
 - 85% of positive cases have been acquired in India, 6% UK and 6% Germany
 - There were 52 COVID-19 positive residents at Howard Springs.
 - From the 15 and 17 April Indian repatriation flights there have been 47 cases identified, 13.6 per cent positivity rate for these two flights
 - 84 residents from these two flights have been identified as close contacts and have been further isolated.

Table 1: High Risk Country assessment - Overseas acquired cases by selected country of acquisition

Source: NNDSS, extracted 5 May 2021.

Country	28 day period			
	13 Jan 2021 to 09 Feb 2021	10 Feb 2021 to 09 Mar 2021	10 Mar 2021 to 06 Apr 2021	07 Apr 2021 to 04 May 2021
India	17	12	39	187
Papua New Guinea	3	21	43	29
Pakistan	4	4	18	28
Total	207	150	224	385

Threshold for inclusion – countries with >25 cases in previous 28 days (50% of medium-risk threshold)

High-Risk Countries : India

Medium-Risk Countries: nil

Cases in India (6 May 2021)

- In the 24 hours to 6 May 2021, India reported over 380,000 cases and over 3,700 deaths (source: WHO) (Table 1).
 - o It is likely that this represents significant under ascertainment of the actual number of cases, including deaths, due to limited availability and access to testing and currently strained health service capacity.
 - o It is understood that India's testing positivity is currently around 20%, though this is likely to vary across regions in India (source: Our World in Data).
- At the peak of India's first wave (September 2020), the peak number of daily cases was 97,000 and just over 1,200 deaths (source: WHO).

Table 2: COVID-19 cases, India, 29 April to 5 May 2021

Source: World Health Organization, extracted 6 May 2021

India	Past 24 hours	7-day average (per day)
Cases	382,315	381,126
Deaths	3,780	3,572

Figure 1: COVID-19 cases, India, 1 January 2020 to 5 May 2021

Source: World Health Organization, extracted 6 May 2021

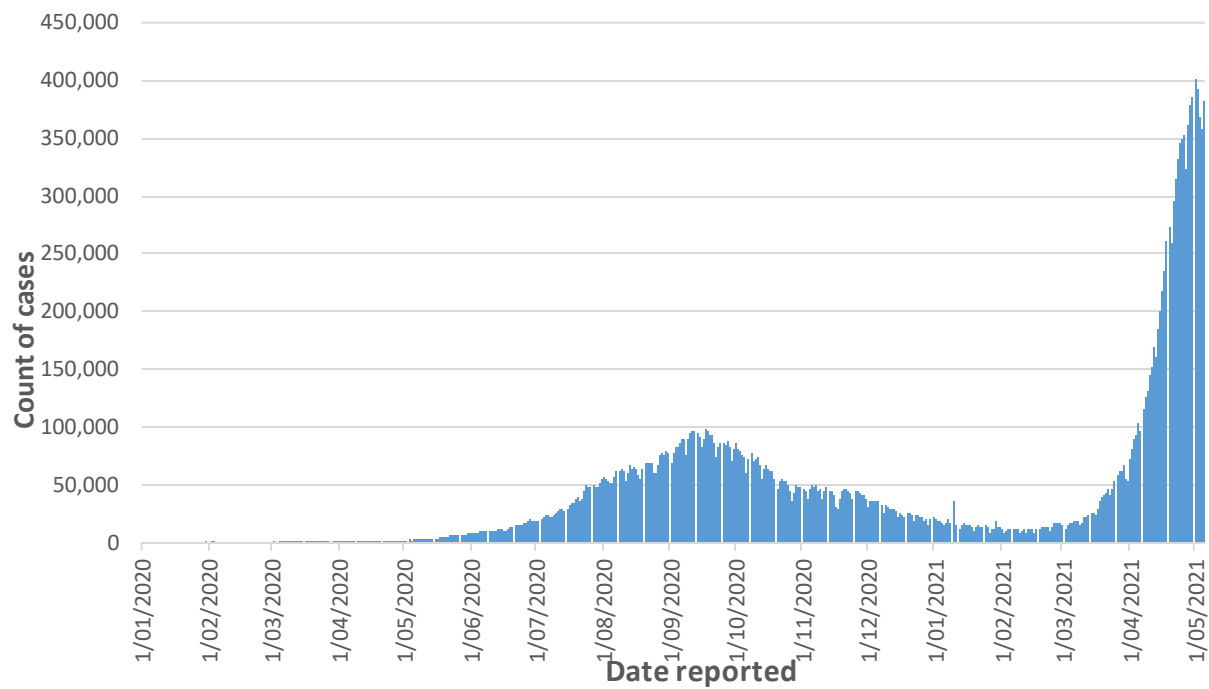


Figure 2: COVID-19 cases acquired in India and other countries, by week, 1 January to 3 May 2021

Source: National Notifiable Disease Surveillance System, extracted 4 May 2021

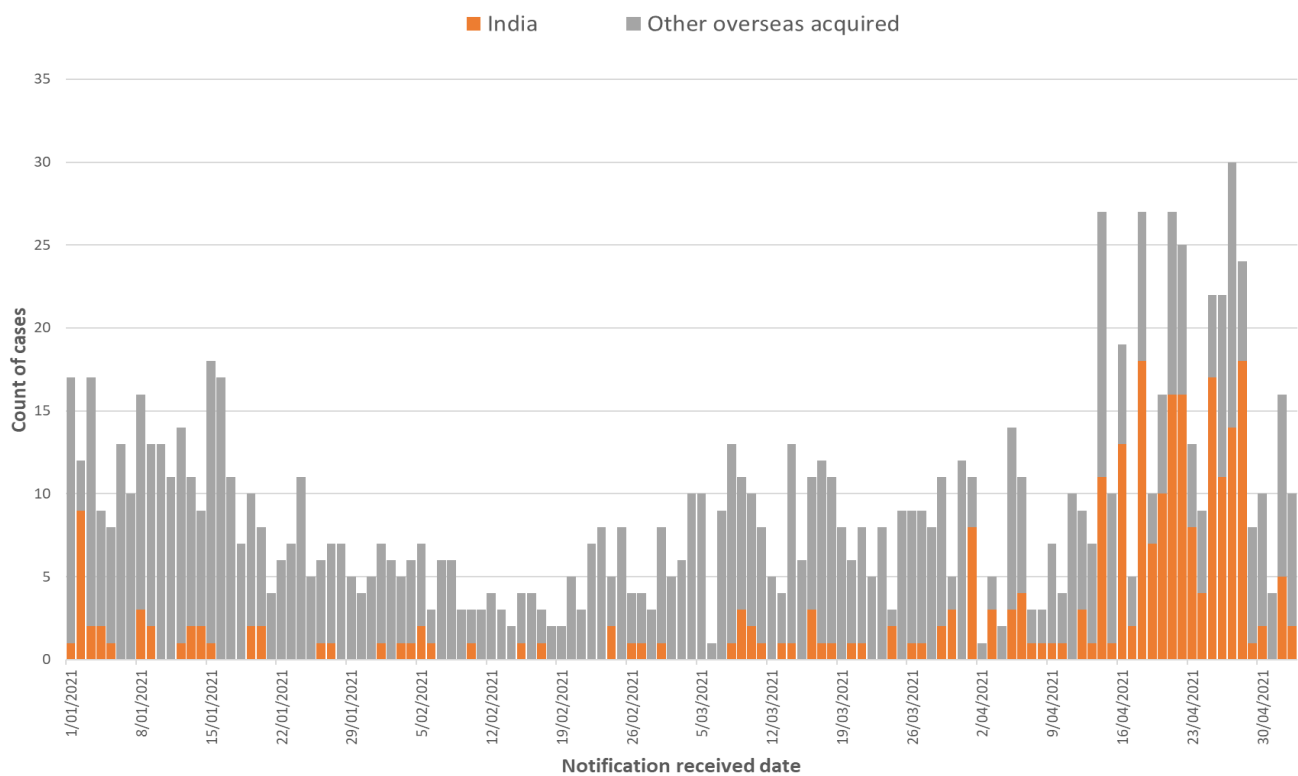
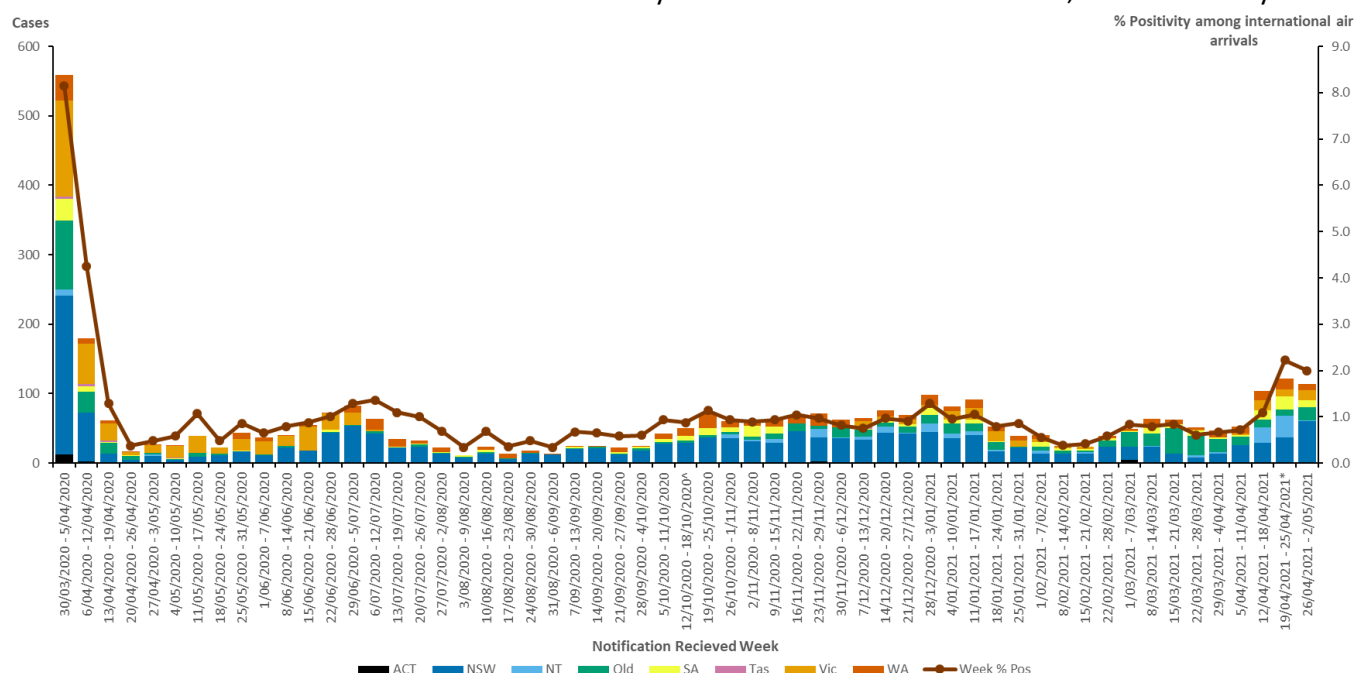


Figure 3: COVID-19 overseas acquired cases (excluding cases acquired at sea) by jurisdiction and national positivity among air arrivals*, 30 March 2020 to 2 May 2021[#]

Source: National Notifiable Diseases Surveillance System and Australian Border Force, extracted 3 May 2021



[#]Overseas acquired confirmed cases as per notification received date, excludes cases acquired at sea. Most of these cases were detected in mandatory hotel quarantine (or equivalent quarantine settings) which came into effect on 28 March 2020 for international arrivals, noting that some people may have been exempt from hotel quarantine and some may have been transferred directly to hospital. Data are current at the specified time point and are subject to state and territory revisions based on public health investigations and response activities to ensure accuracy. ABF data represent international passenger air arrivals data. International military arrivals are not captured in ABF air arrival data. The positivity estimate represents overseas acquired confirmed cases (excluding those acquired at sea) that are linked to international passenger air arrival. * Based on passenger arrival data from ABF, flights from 19 April 2021 exclude flights with a last port of New Zealand (when two-way quarantine free travel commenced) as all flights from this date have been green zone flights. ^ Data for the period of 16 October 2020 (when quarantine-free travel from New Zealand to Australia commenced) to 18 April 2021 currently includes all passenger arrivals from New Zealand. Data regarding which flights in this period are considered 'Green Zone' are being sought from ABF.