

# Transparency International Corruption Perceptions Index 2014





# Contents

Corruption Perceptions Index 2014	1
175 countries. 175 scores. How does your country measure up?	2
Results by region	4
Country contrast	6
Corruption problem	6
Americas	7
Asia Pacific	7
Eastern Europe and Central Asia	8
EU and Western Europe	8
Middle East and North Africa	9
Sub-Saharan Africa	9

# Corruption Perceptions Index 2014

Poorly equipped schools, counterfeit medicine and elections decided by money are just some of the consequences of public sector corruption. Bribes and backroom deals don't just steal resources from the most vulnerable – they undermine justice and economic development, and destroy public trust in government and leaders.

Based on expert opinion from around the world, the Corruption Perceptions Index measures the perceived levels of public sector corruption worldwide, and it paints an alarming picture. Not one single country gets a perfect score and more than two-thirds score below 50, on a scale from 0 (highly corrupt) to 100 (very clean).

Corruption is a problem for all countries. A poor score is likely a sign of widespread bribery, lack of punishment for corruption and public institutions that don't respond to citizens' needs. Countries at the top of the index also need to act. Leading financial centers in the EU and US need to join with fast-growing economies to stop the corrupt from getting away with it. The G20 needs to prove its global leadership role and prevent money laundering and stop secret companies from masking corruption.

**“Countries at the bottom need to adopt radical anti-corruption measures in favour of their people. Countries at the top of the index should make sure they don't export corrupt practices to underdeveloped countries.”**

**José Ugaz, Chair  
Transparency International**

---

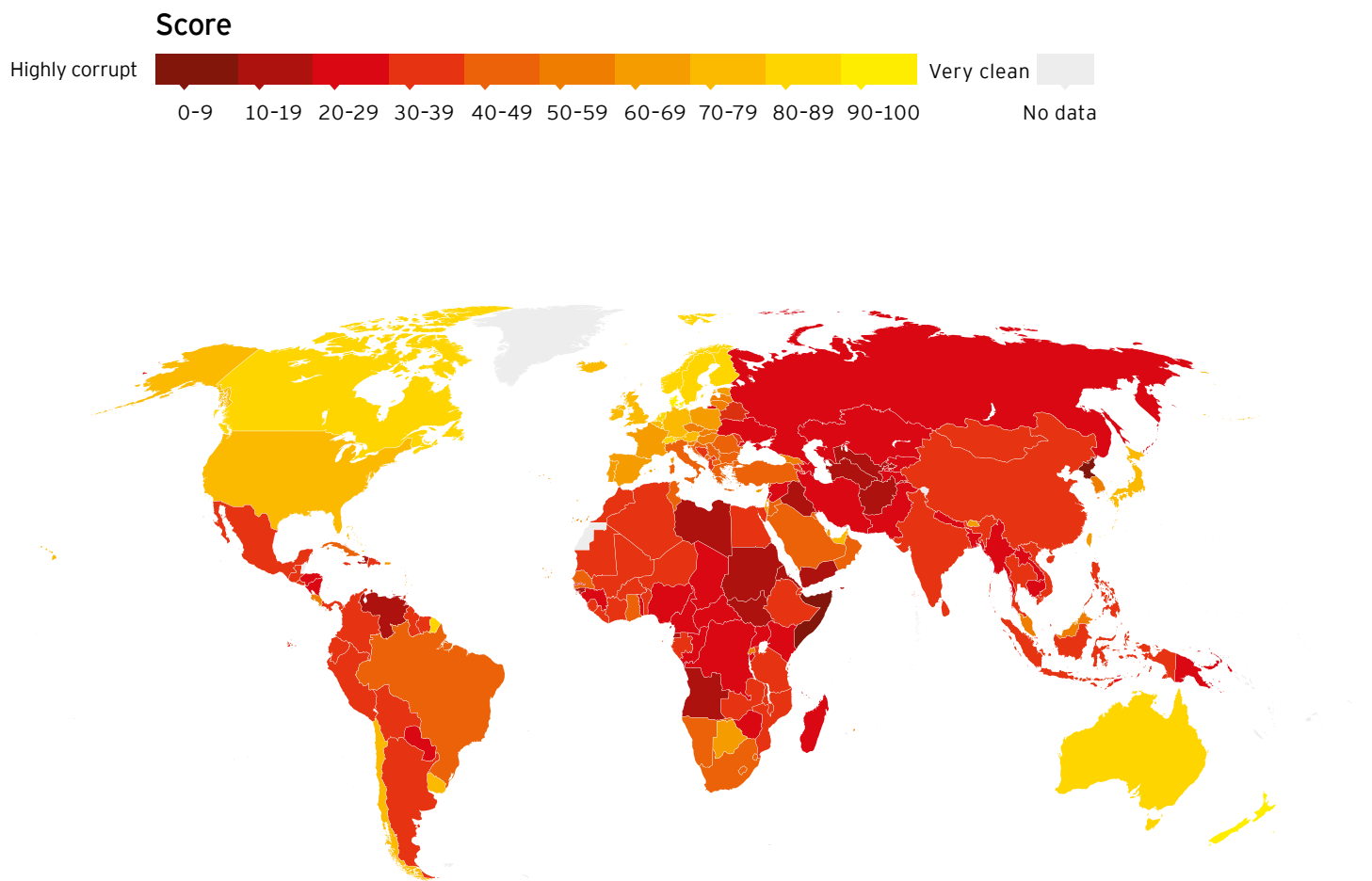
[transparency.org](http://transparency.org)

Every effort has been made to verify the accuracy of the information contained in this report. All information was believed to be correct at the time of print. Nevertheless, Transparency International cannot accept responsibility for the consequences of its use for other purposes or in other contexts.

© 2014 Transparency International. All rights reserved.

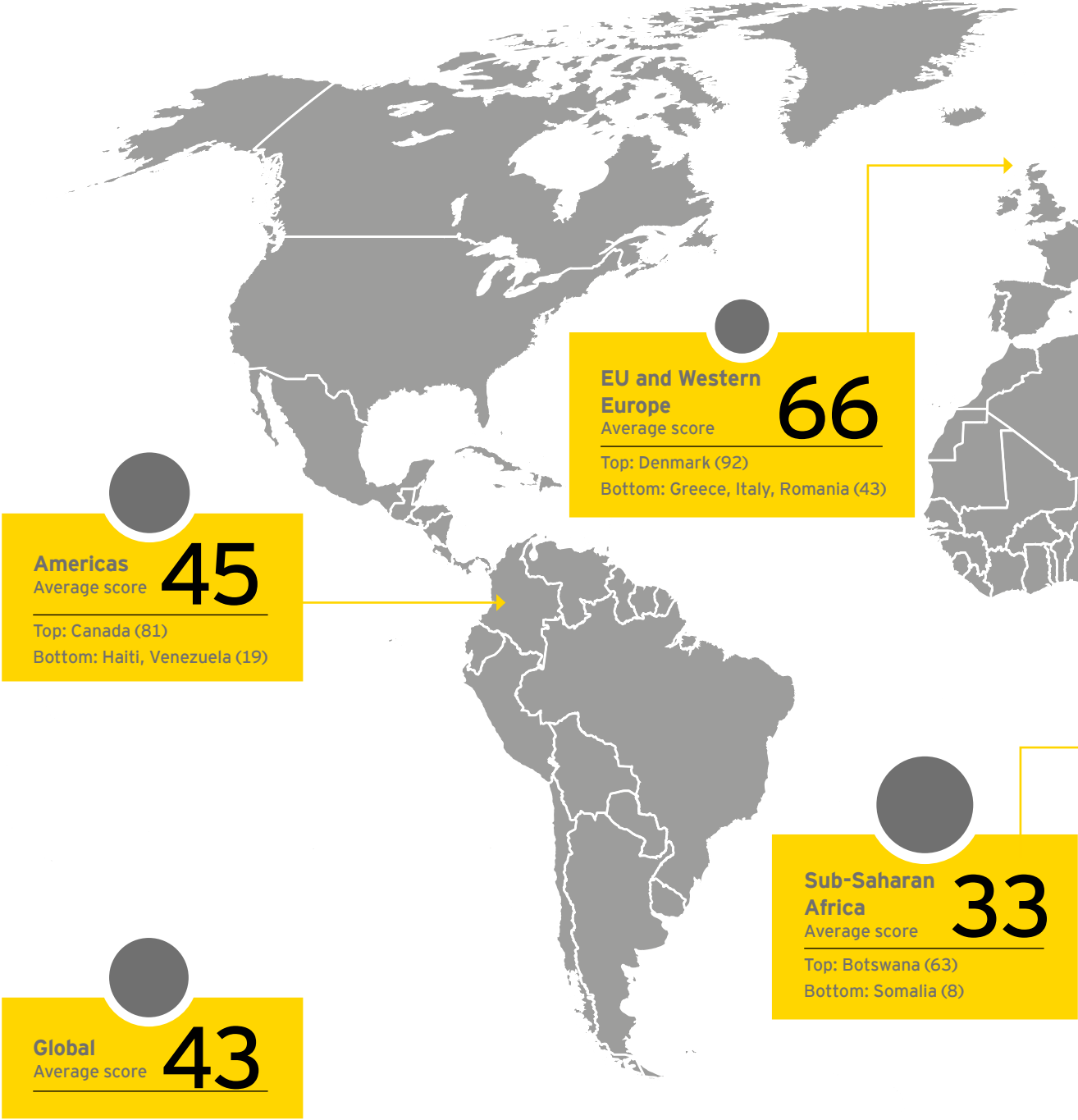
# 175 countries. 175 scores. How does your country measure up?

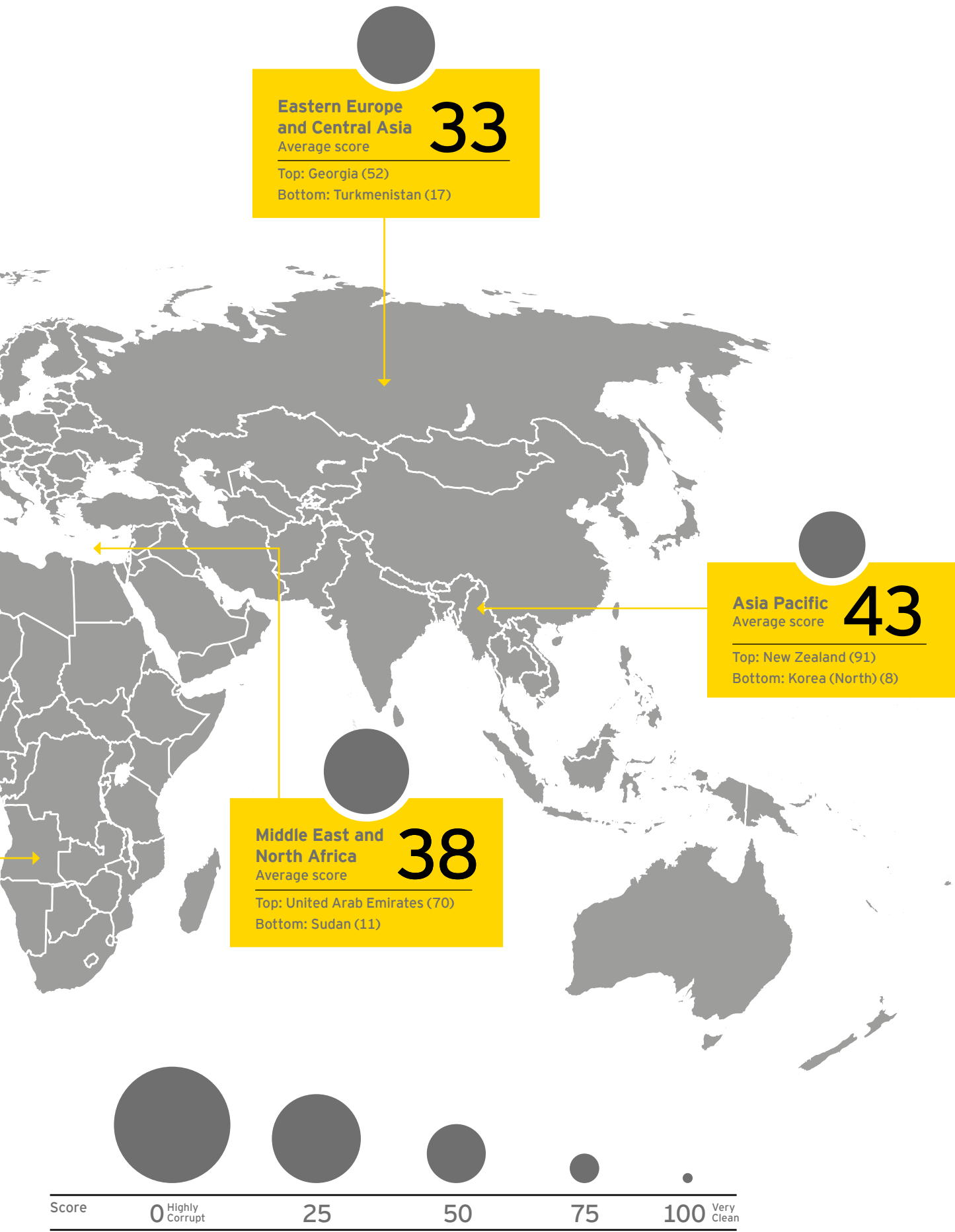
The perceived levels of public sector corruption in  
175 countries/territories around the world



Rank	Country/Territory	Score	Rank	Country/Territory	Score	Rank	Country/Territory	Score	Rank	Country/Territory	Score
1	Denmark	92	43	Latvia	55	85	Philippines	38	133	Nicaragua	28
2	New Zealand	91	43	Malta	55	85	Sri Lanka	38	133	Timor-Leste	28
3	Finland	89	43	Seychelles	55	85	Thailand	38	136	Cameroon	27
4	Sweden	87	47	Costa Rica	54	85	Trinidad and Tobago	38	136	Iran	27
5	Norway	86	47	Hungary	54	85	Zambia	38	136	Kyrgyzstan	27
5	Switzerland	86	47	Mauritius	54	94	Armenia	37	136	Lebanon	27
7	Singapore	84	50	Georgia	52	94	Colombia	37	136	Nigeria	27
8	Netherlands	83	50	Malaysia	52	94	Egypt	37	136	Russia	27
9	Luxembourg	82	50	Samoa	52	94	Gabon	37	142	Comoros	26
10	Canada	81	53	Czech Republic	51	94	Liberia	37	142	Uganda	26
11	Australia	80	54	Slovakia	50	94	Panama	37	142	Ukraine	26
12	Germany	79	55	Bahrain	49	100	Algeria	36	145	Bangladesh	25
12	Iceland	79	55	Jordan	49	100	China	36	145	Guinea	25
14	United Kingdom	78	55	Lesotho	49	100	Suriname	36	145	Kenya	25
15	Belgium	76	55	Namibia	49	103	Bolivia	35	145	Laos	25
15	Japan	76	55	Rwanda	49	103	Mexico	35	145	Papua New Guinea	25
17	Barbados	74	55	Saudi Arabia	49	103	Moldova	35	150	Central African Republic	24
17	Hong Kong	74	61	Croatia	48	103	Niger	35	150	Paraguay	24
17	Ireland	74	61	Ghana	48	107	Argentina	34	152	Congo Republic	23
17	United States	74	63	Cuba	46	107	Djibouti	34	152	Tajikistan	23
21	Chile	73	64	Oman	45	107	Indonesia	34	154	Chad	22
21	Uruguay	73	64	The FYR of Macedonia	45	110	Albania	33	154	Democratic Republic of the Congo	22
23	Austria	72	64	Turkey	45	110	Ecuador	33	156	Cambodia	21
24	Bahamas	71	67	Kuwait	44	110	Ethiopia	33	156	Myanmar	21
25	United Arab Emirates	70	67	South Africa	44	110	Kosovo	33	156	Zimbabwe	21
26	Estonia	69	69	Brazil	43	110	Malawi	33	156	Burundi	20
26	France	69	69	Bulgaria	43	115	Côte d'Ivoire	32	159	Syria	20
26	Qatar	69	69	Greece	43	115	Dominican Republic	32	159	Syria	20
29	Saint Vincent and the Grenadines	67	69	Italy	43	115	Guatemala	32	161	Angola	19
			69	Romania	43	115	Mali	32	161	Guinea-Bissau	19
30	Bhutan	65	69	Senegal	43	119	Belarus	31	161	Haiti	19
31	Botswana	63	69	Swaziland	43	119	Mozambique	31	161	Venezuela	19
31	Cyprus	63	76	Montenegro	42	119	Sierra Leone	31	161	Yemen	19
31	Portugal	63	76	Sao Tome and Principe	42	119	Tanzania	31	166	Eritrea	18
31	Puerto Rico	63	78	Serbia	41	119	Vietnam	31	166	Libya	18
35	Poland	61	79	Tunisia	40	124	Guyana	30	166	Uzbekistan	18
35	Taiwan	61	80	Benin	39	124	Mauritania	30	169	Turkmenistan	17
37	Israel	60	80	Bosnia and Herzegovina	39	126	Azerbaijan	29	170	Iraq	16
37	Spain	60	80	El Salvador	39	126	Gambia	29	171	South Sudan	15
39	Dominica	58	80	Mongolia	39	126	Honduras	29	172	Afghanistan	12
39	Lithuania	58	80	Morocco	39	126	Kazakhstan	29	173	Sudan	11
39	Slovenia	58	85	Burkina Faso	38	126	Nepal	29	174	Korea (North)	8
42	Cape Verde	57	85	India	38	126	Pakistan	29	174	Somalia	8
43	Korea (South)	55	85	Jamaica	38	126	Togo	29			
			85	Peru	38	133	Madagascar	28			

# Results by region



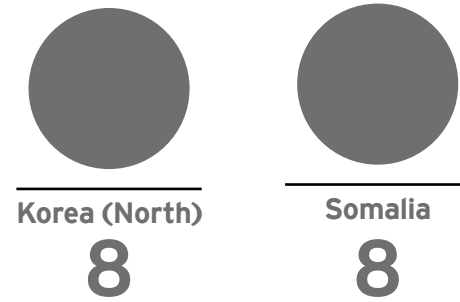


# Country contrast

Top




Bottom



# Corruption problem


Global performance



69%

of countries score below 50 out of 100

G20 performance



58%



of G20 countries score below 50 out of 100



# Americas

68%



of countries score below 50 out of 100



# Asia Pacific

64%



of countries score below 50 out of 100



# Eastern Europe and Central Asia

95%



of countries score below 50 out of 100



# EU and Western Europe

16%


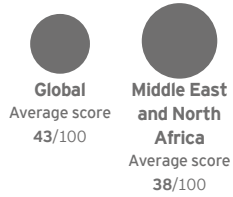
of countries score below 50 out of 100



# Middle East and North Africa

84%



of countries score below 50 out of 100



# Sub-Saharan Africa

92%

of countries score below 50 out of 100



**About EY**

EY is a global leader in assurance, tax, transaction and advisory services. The insights and quality services we deliver help build trust and confidence in the capital markets and in economies the world over. We develop outstanding leaders who team to deliver on our promises to all of our stakeholders. In so doing, we play a critical role in building a better working world for our people, for our clients and for our communities.

EY refers to the global organization, and may refer to one or more, of the member firms of Ernst & Young Global Limited, each of which is a separate legal entity. Ernst & Young Global Limited, a UK company limited by guarantee, does not provide services to clients. For more information about our organization, please visit [ey.com](http://ey.com).

**About EY's Fraud Investigation & Dispute Services**

Dealing with complex issues of fraud, regulatory compliance and business disputes can detract from efforts to succeed. Better management of fraud risk and compliance exposure is a critical business priority – no matter what the industry sector is. With our more than 3,000 fraud investigation and dispute professionals around the world, we assemble the right multidisciplinary and culturally aligned team to work with you and your legal advisors. We work to give you the benefit of our broad sector experience, our deep subject matter knowledge and the latest insights from our work worldwide.

© 2015 EYGM Limited.  
All Rights Reserved.

EYG no. DQ0041

BMC Agency  
GA 1001748

ED None



In line with EY's commitment to minimize its impact on the environment, this document has been printed on paper with a high recycled content.

This material has been prepared for general informational purposes only and is not intended to be relied upon as accounting, tax or other professional advice. Please refer to your advisors for specific advice.

**[ey.com](http://ey.com)**