

Full demonstration of a new player signup and first deposit on Pokerstars:

The screen captures below demonstrate the sign-up and first deposit (via credit card) procedure for Pokerstars.

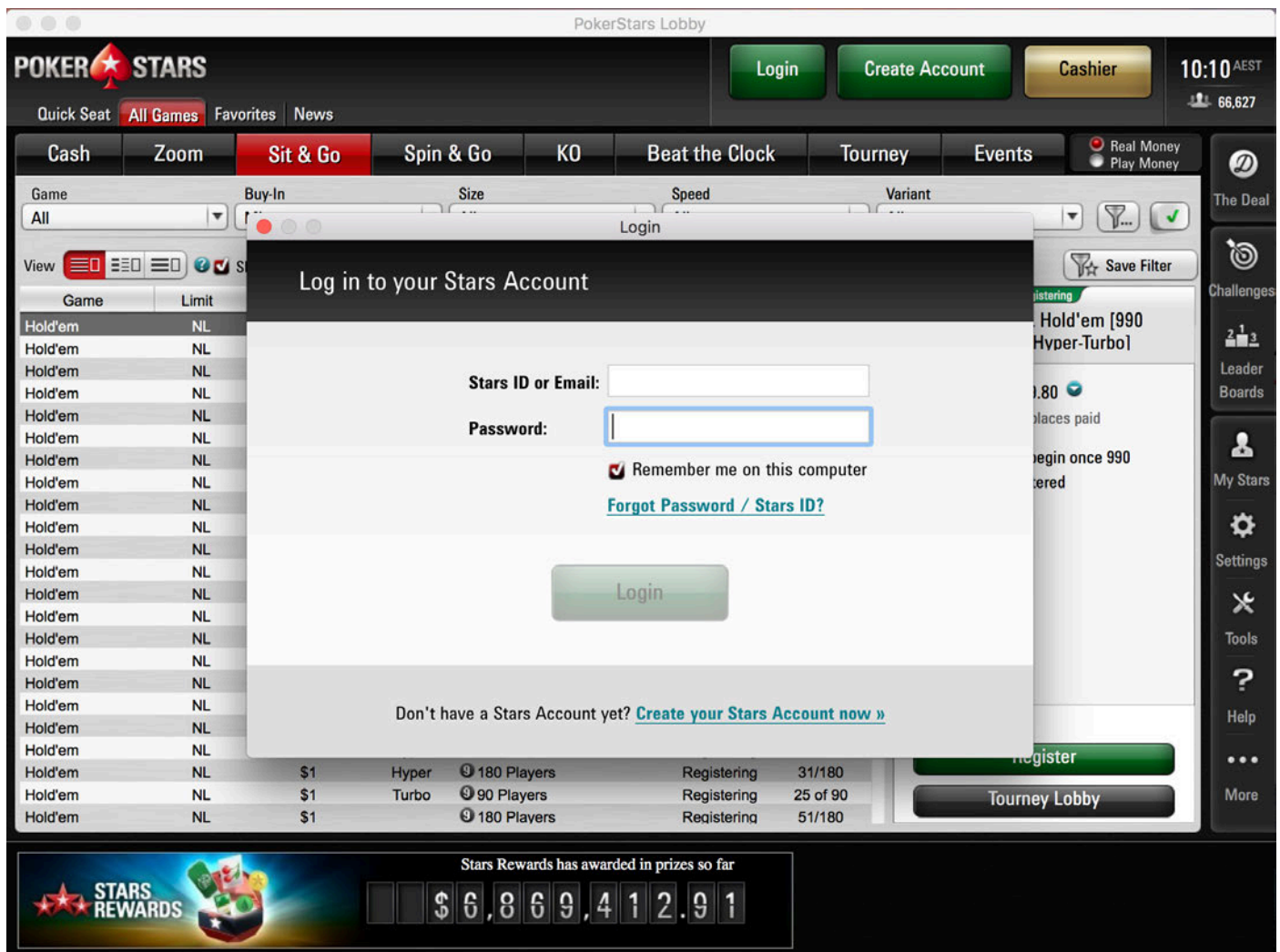
I signed my wife up because I already have an account and “multi-accounting” is not allowed in the terms of service. Other than the few demonstration hands I play at the end of this document, I will not play on this account, either my wife will, or I will close the account.

The full process took under 10 minutes, however normally this process includes the downloading of the client software from the website, which would have taken a bit longer.

Note, Pokerstars is played via client software on the players’ computers and mobile devices. It cannot be played directly in a web browser.

I have redacted some of the pictures for privacy.


If you follow the screen captures in order I lay out the process in captions below each.




(1) – The start screen when the software loads up. I clicked “Create your Stars Account now”


Create Your Stars Account

Create Your PokerStars Player Account. It is Quick, Easy and Free.

Daniel Negreanu  TEAM PRO

 kidpoker


1 Your Stars Account 2 Your Player Details

 Available!

Create your Stars ID:

gan-yay

Change Image

Password: Strength: 

Confirmed

Re-enter Password:


Password is case-sensitive, it must start with a letter (A-Z, a-z) and must contain at least one number (0-9).


Cancel Next


(2) – First step is to think of a username and password. “gan-yay” had not been previously taken by anyone and is a reference to the French verb “gagner” meaning both “to win” and “to earn”.

Create Your Stars Account

Create Your PokerStars Player Account. It is Quick, Easy and Free.

Daniel Negreanu 

 kidpoker

1 Your Stars Account  2 Your Player Details

Email Address:

Country of Residence:

How did you hear about PokerStars?:


☒ I am at least 18 years of age and I agree to the terms of the [PokerStars End User License Agreement](#).

(3) – next comes email address [redacted]

Stars Account Has Been Created!

Congratulations!

You've successfully created your Stars Account!

 gan-yay

To continue, choose one of the options below:

In Order to Play for Real Money Make a Successful Deposit

Take advantage of an exclusive 100% Welcome Bonus up to \$600 that is available now with your first deposit!

Close this window and continue exploring PokerStars.

(4) – We now have an account on which we can play with “play money”. This took about a minute.

Deposit Options

Deposit

Recommended Payment Options

Skrill ☐

mastercard ☒

VISA ☐

More Options

NETELLER ☐

entropay ☐

paysafecard ☐

LOCAL BANK TRANSFER ☐

Information About Mastercard

Min. Deposit: \$10

Max. Deposit: \$1,000/24 hours; \$2,000/7 days; \$4,000/30 days
[Increase Deposit Limit](#)

Processing Fee: No fee

[More information](#)

Deposit

(5) – On the “Congratulations” screen on the previous page, I clicked “Deposit” and was presented with the above screen.

Please note that Mastercard and Visa are available as options for deposits.
There are Deposit limits already in place.

- \$1000 maximum in a 24 hour period
- \$2000 maximum over any consecutive 7 days
- \$4000 maximum over any consecutive 30 days

More Options

NETELLER ☐

entropay ☐

paysafecard ☐

LOCAL BANK TRANSFER ☒

Information About Local Bank Wire Transfer

Min. Deposit: \$10


Max. Deposit: \$1,000/per transaction; \$2,000/24 hours; \$5,000/7 days; \$10,000/30 days
[Increase Deposit Limit](#)

Processing Fee: No fee

[More information](#)

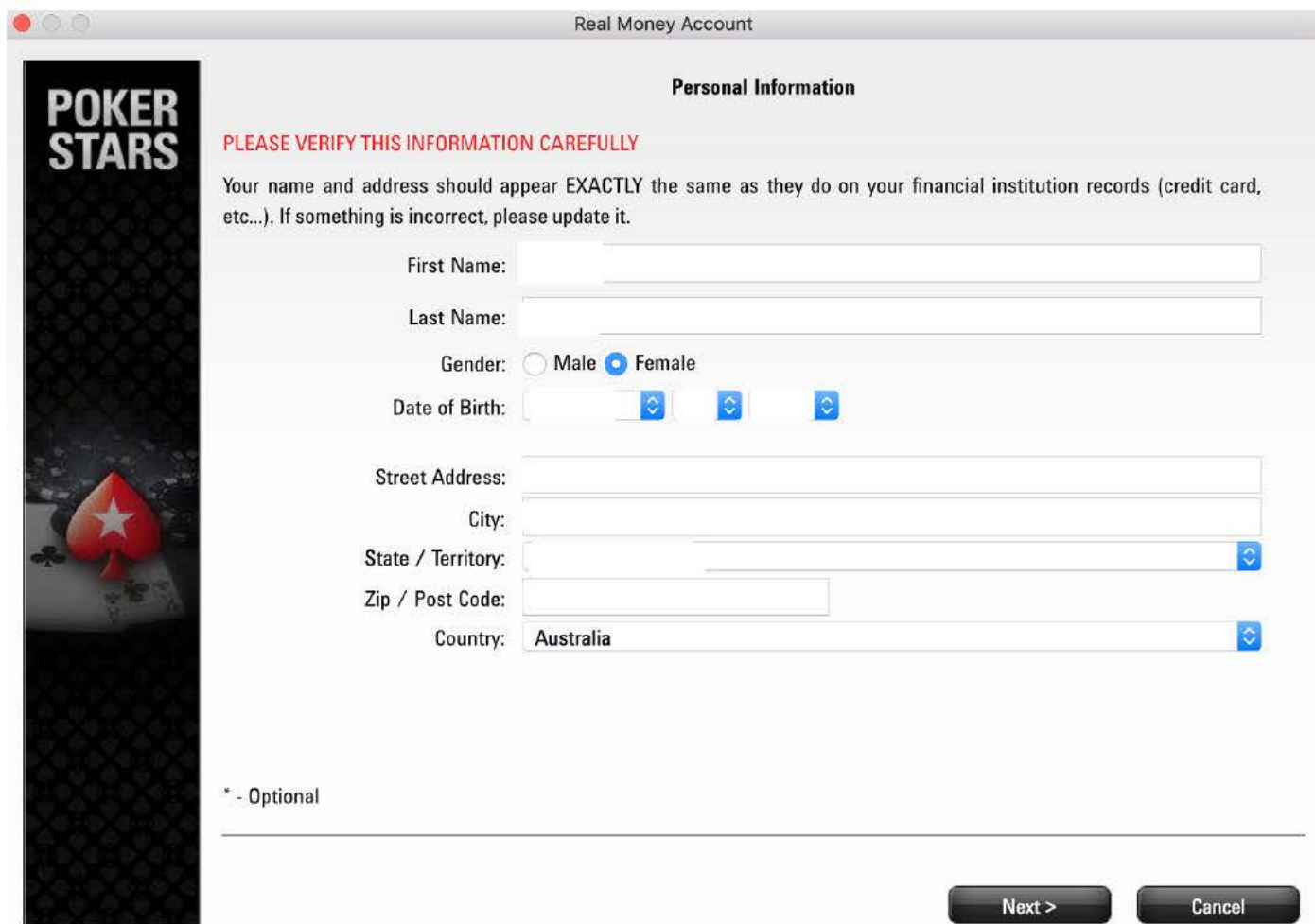
(5a - cropped) – I also noticed that limits were higher via bank transfer.

I chose Mastercard and clicked “Deposit”

Personal Information	Please enter your payment details below
Stars ID (Location): gan-yay (Australia)	 Your credit card statement will show 'Stars' for this transaction. More information...
E-mail:	Card Number: <input type="text"/>
Address:	Expiry Date: <input type="text"/> <input type="text"/> Card Verification Number: <input type="text"/>
Australia	Charge Amount (AUD): <div><div>30</div><div>60</div><div>120</div><div>12.90</div></div>
Limits	Your account will be credited: \$10.01 (USD min 10 max 1,000)
Min. Deposit: \$10	Bonus Code: <input type="text" value="PNEWS"/>
Max. Deposit: \$1,000/24 hours; \$2,000/7 days; \$4,000/30 days	<input type="button" value="Submit"/> <input type="button" value="Cancel"/>
Remaining Limit: \$1,000.00	<input checked="" type="checkbox"/> Save payment information and make this my Fast Deposit account

(6) – Here is where I entered my card number and other details. (redacted). The default was set to 30AUD but I chose custom amount and finessed the numbers until the amount was approximately the minimum deposit of \$10USD – it ended up costing \$12.90 Australian Dollars.

Once I was happy with the details I clicked “Submit”



POKER STARS

Real Money Account

Personal Information

PLEASE VERIFY THIS INFORMATION CAREFULLY

Your name and address should appear EXACTLY the same as they do on your financial institution records (credit card, etc...). If something is incorrect, please update it.

First Name:

Last Name:

Gender: ☐ Male ☒ Female

Date of Birth:

Street Address:

City:

State / Territory:

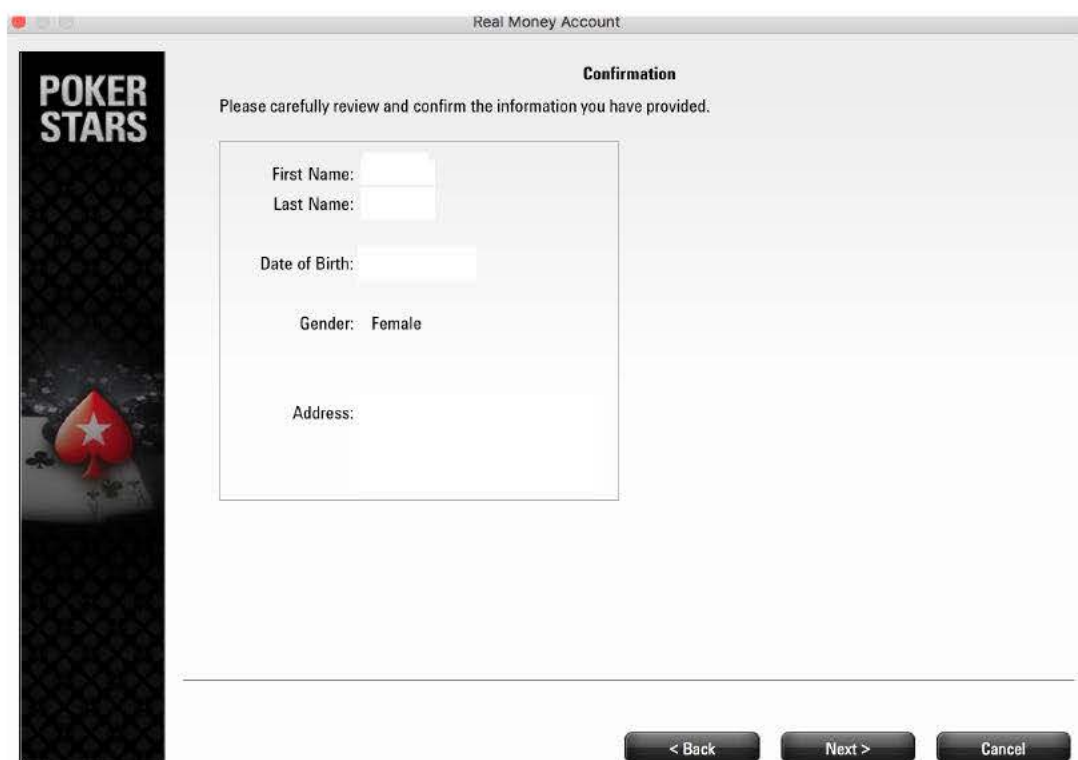
Zip / Post Code:

Country:

* - Optional

Next > **Cancel**

(7) – I was then asked to enter proper details (redacted) about my identity. Pokerstars would use this information to perform a security check before allowing me to use any of the money I was depositing.



POKER STARS

Real Money Account

Confirmation

Please carefully review and confirm the information you have provided.

First Name:

Last Name:

Date of Birth:

Gender: Female

Address:

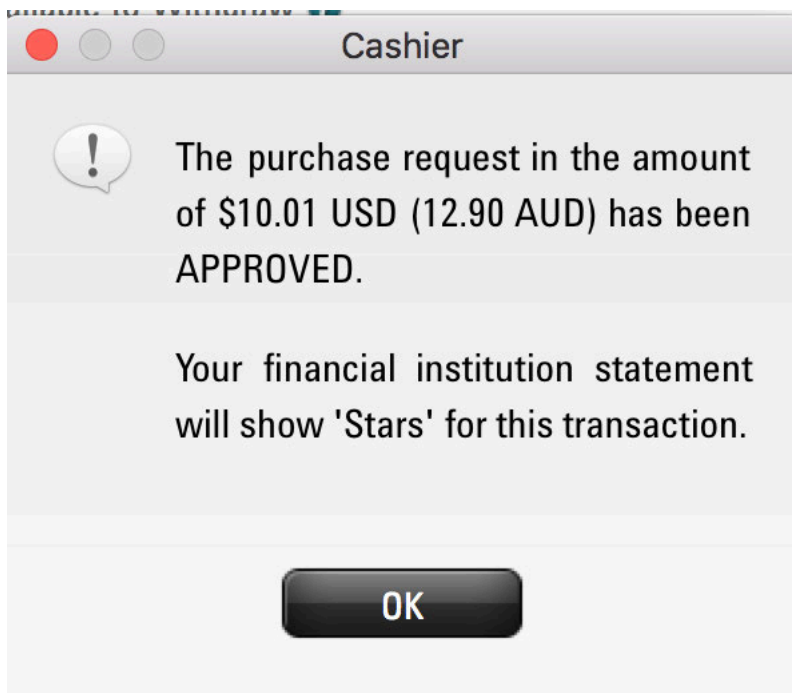
< Back **Next >** **Cancel**

(7a) – Next a screen to confirm those details (redacted).

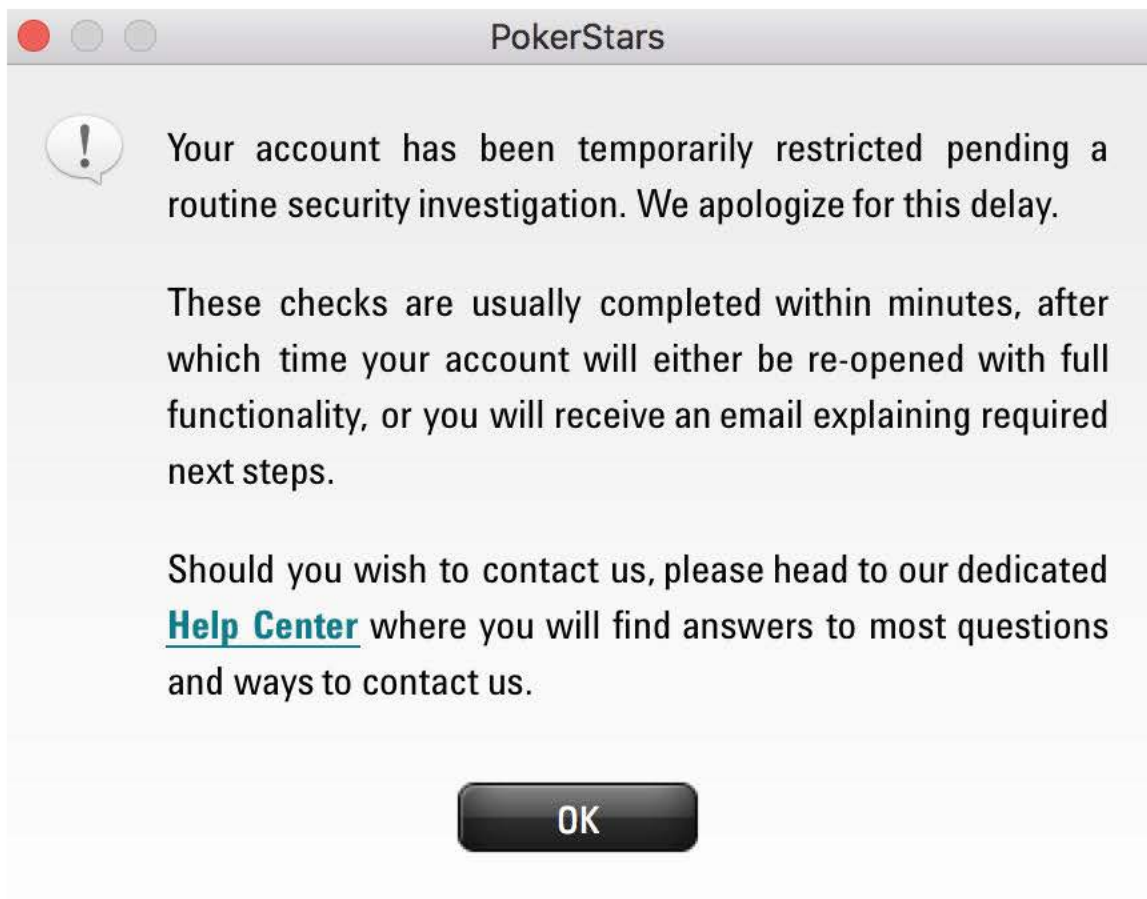


(8) – Pokerstars applies those details to the account associated with the username “gan-yay” – making it a proper account capable of real money play. – I clicked “Finish”

Then the following popups appeared:



(9a) – A popup to inform me that my transaction was approved.

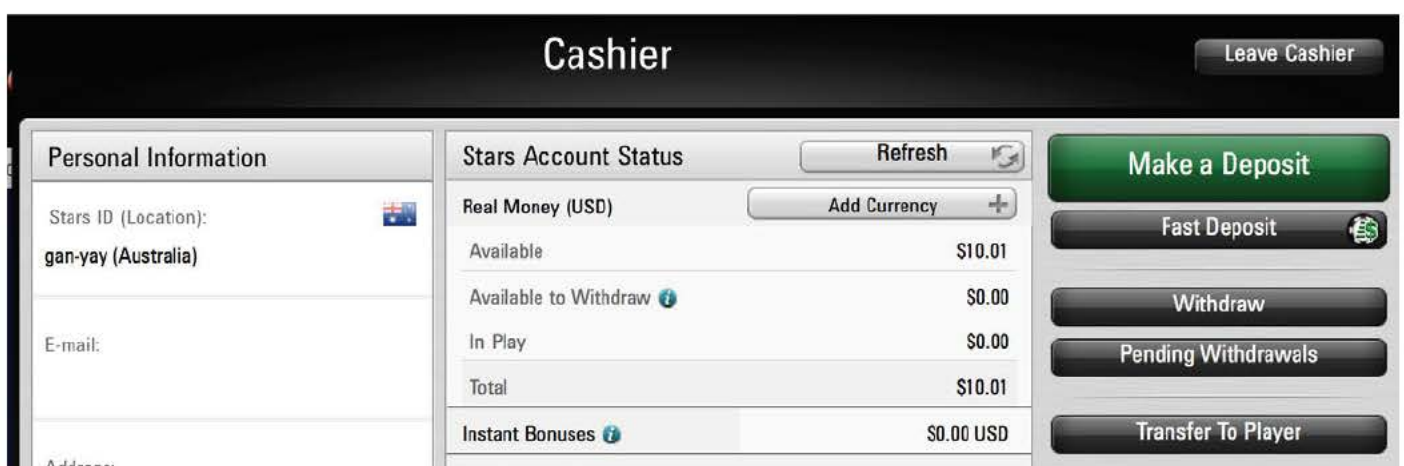


(9b) – and this one to inform me that I would not be able to play real money games until a security check had been completed.

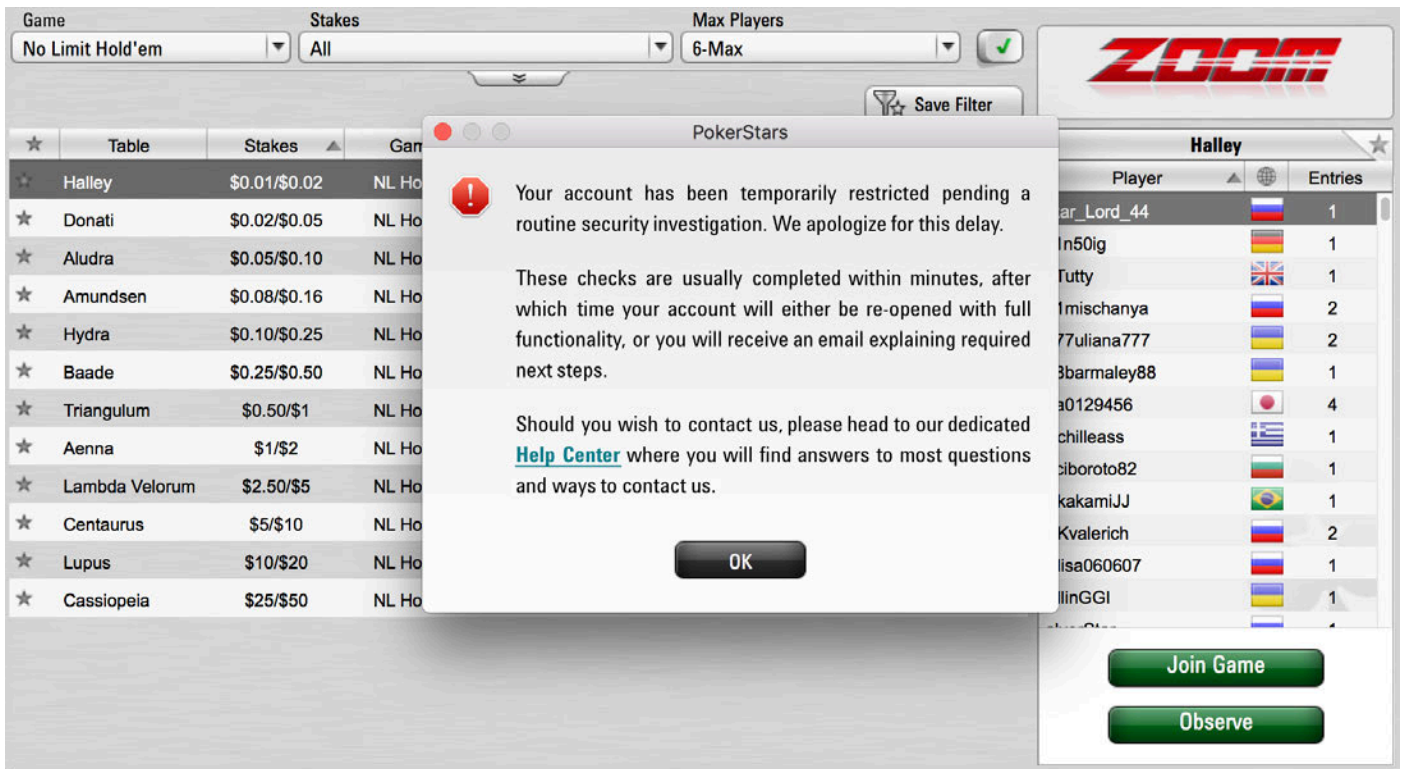
I tested this by attempting to join a real money game. My attempt simply resulted in the above popup returning to remind me that my account was temporarily restricted. (11) see following page.

I was not able to play real money poker while this security check was ongoing.

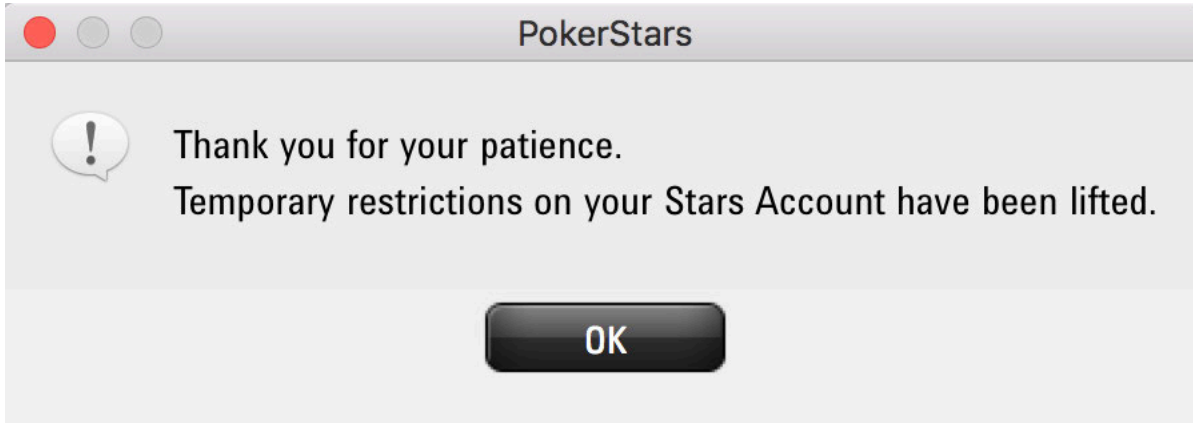
At this time though the account balance did reflect a \$10.01 USD deposit had been made and accepted.



(10 - cropped) – The cashier page showing available funds.



(11) – My attempt to join a game while the security check was ongoing resulted in the security popup returning.



(12) – About five minutes after my successful deposit request I received this popup informing me that the security check had obviously been satisfactory and that I can now play real money games.

I have no idea about the nature of this check or even if it is consistent based on the amount deposited.

It's possible that the check would have been more rigorous if I had attempted to deposit \$1000 as my first deposit, rather than the bare minimum of real money funds.



(13) – And here we are – Playing “penny stakes” as they call it.

Our new player’s first hand in online poker and we’re dealt 10♣ 5♦.

Don’t play this hand. It’s terrible.

“gan-yay” Folds.

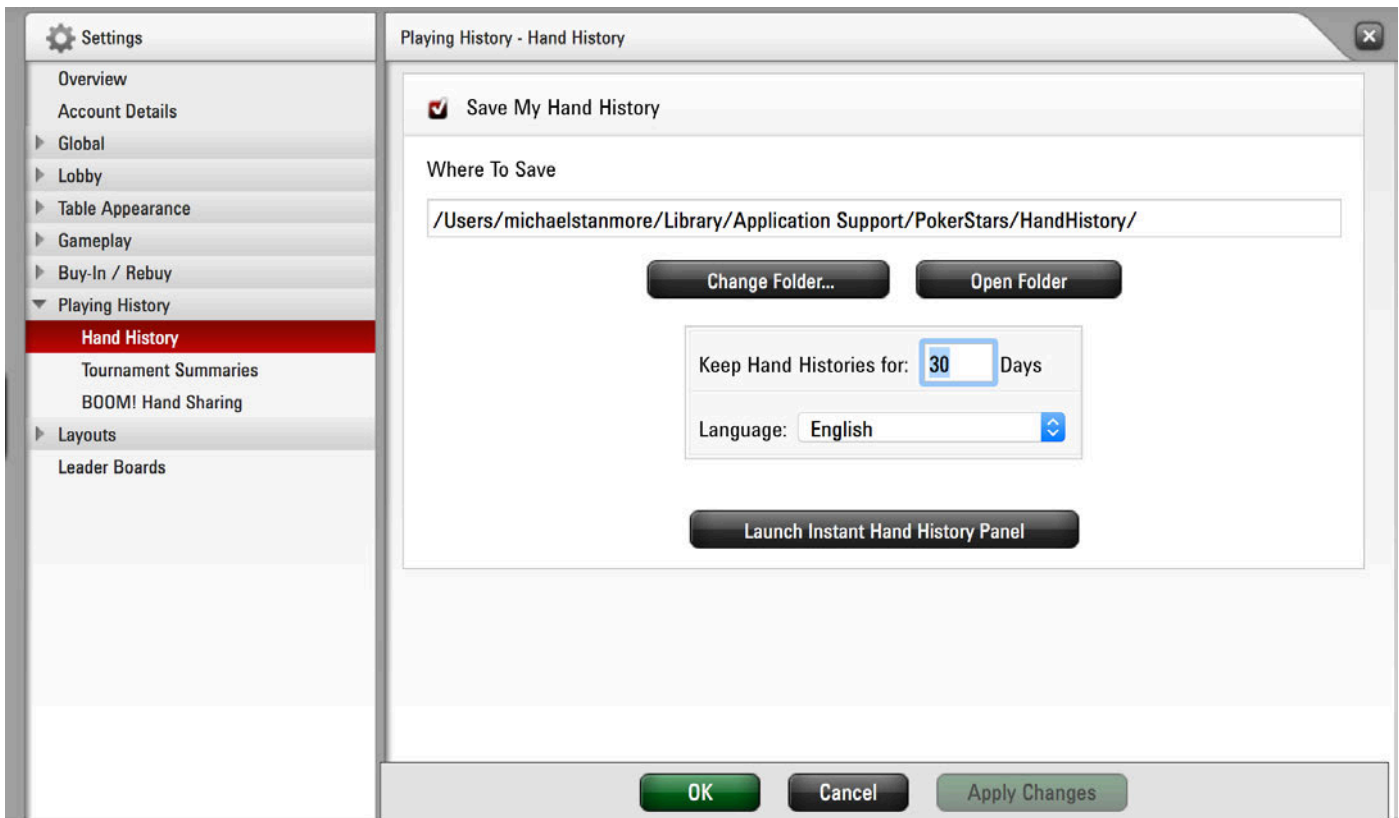
Please also note in the chat box to the bottom-left of the screen you can see the unique identifier for this hand: #173817768769

This is archived by Pokerstars and auditable. Every single hand played in cash games on Pokerstars are logged in their entirety with every decision point and bet and all details.

This tracking is orders of magnitude better than anything available in live settings and is invaluable to combat collusion, cheating, problem gambling, and also potentially for the purposes of taxation.

In fact the players themselves have access to their own “hand histories” and use them extensively to analyse/improve their own game. My database includes the details of every hand I’ve ever played on Pokerstars.

Please see the next page to see where the player has access to this information.



(14) – Here the player has access to the full breakdown of all the hands they’ve played. I have included the text document that was automatically populated with information by the Pokerstars client software.

The extract below shows the information on the hand pictured (13) on the previous page:

```
PokerStars Zoom Hand #173817773672: Hold'em No Limit ($0.01/$0.02) - 2017/08/02
15:58:04 AEST [2017/08/02 1:58:04 ET]
Table 'Halley' 6-max Seat #1 is the button
Seat 1: gan-yay ($2 in chips)
Seat 2: KTL951 ($2.13 in chips)
Seat 3: azulut ($3.19 in chips)
Seat 4: Fillippe M. ($2.41 in chips)
Seat 5: GC81507 ($2 in chips)
Seat 6: Socrates blr ($0.93 in chips)
KTL951: posts small blind $0.01
azulut: posts big blind $0.02
*** HOLE CARDS ***
Dealt to gan-yay [5d Tc]
Fillippe M.: folds
GC81507: raises $0.06 to $0.08
Socrates blr: folds
gan-yay: folds
KTL951: folds
azulut: folds
Uncalled bet ($0.06) returned to GC81507
GC81507 collected $0.05 from pot
GC81507: doesn't show hand
*** SUMMARY ***
Total pot $0.05 | Rake $0
Seat 1: gan-yay (button) folded before Flop (didn't bet)
Seat 2: KTL951 (small blind) folded before Flop
Seat 3: azulut (big blind) folded before Flop
Seat 4: Fillippe M. folded before Flop (didn't bet)
Seat 5: GC81507 collected ($0.05)
Seat 6: Socrates blr folded before Flop (didn't bet)
```

This might seem like a foreign language, but players are used to describing hands in this level of detail.