



Australian Department of Agriculture, Fisheries and Forestry



Australian Department of Agriculture, Fisheries and Forestry



Page · 26.9K likes

Disclaimers used by this Page

Ads about social issues, elections or politics must run with a disclaimer that says who paid for the ad.

Department of Agriculture, Fisheries and Forestry	\$15,165
---	----------

Total amount spent	\$15,165
24 Nov - 21 Feb 2025	

Spending by location

New South Wales	\$6,290
-----------------	---------

Victoria	\$2,747
----------	---------

Western Australia	\$2,346
-------------------	---------

Queensland	\$1,236
------------	---------

Tasmania	\$1,048
----------	---------

South Australia	\$924
-----------------	-------

Northern Territory	\$574
--------------------	-------

Australian Capital Territory	≤\$100
------------------------------	--------

Christmas Island	≤\$100
------------------	--------

Cocos (Keeling) Islands	≤\$100
-------------------------	--------

See More

Amount spent

AU\$3.5K-AU\$4K (AUD)

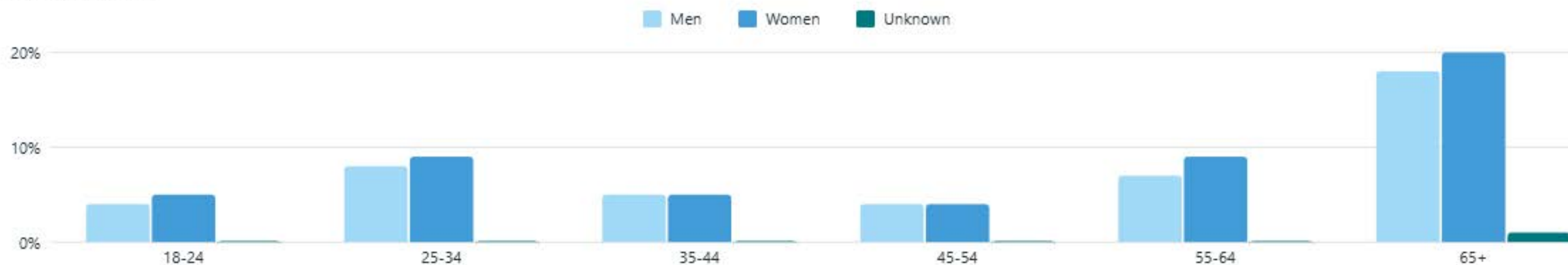
The estimated total amount of money spent on an ad during its schedule. [Learn more](#)

Impressions

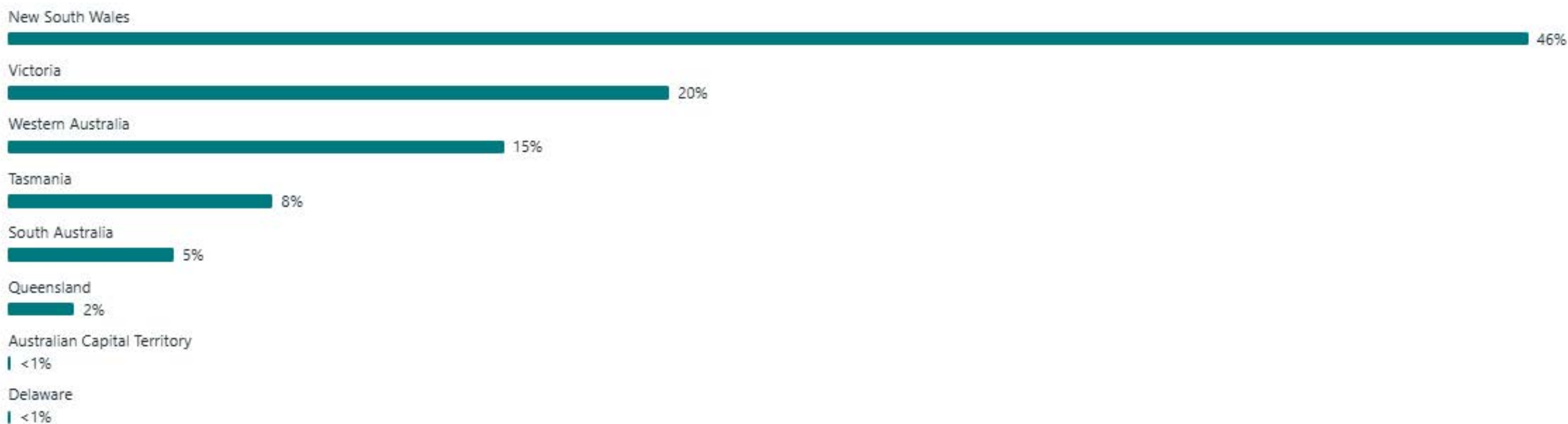
500K-600K

The number of times that an ad was on a screen, which may include multiple views by the same people. [Learn more](#)

Age and gender ⓘ



Location ⓘ



Amount spent

AU\$300-AU\$399 (AUD)

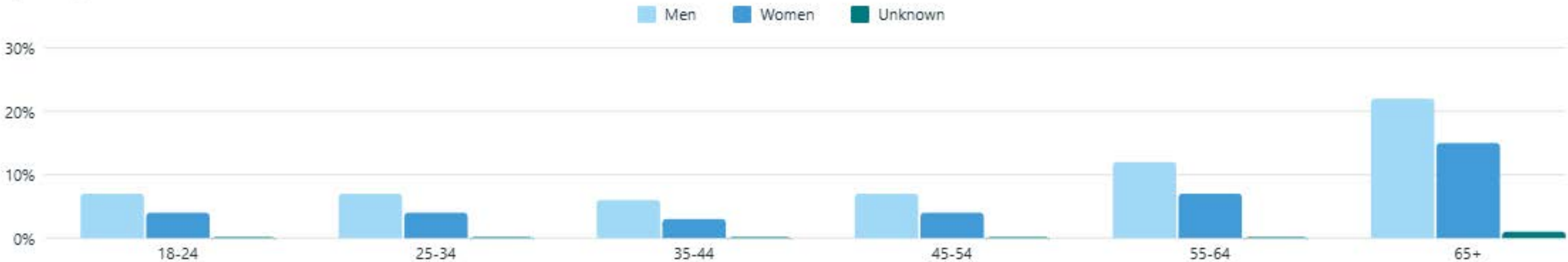
The estimated total amount of money spent on an ad during its schedule. [Learn more](#)

Impressions

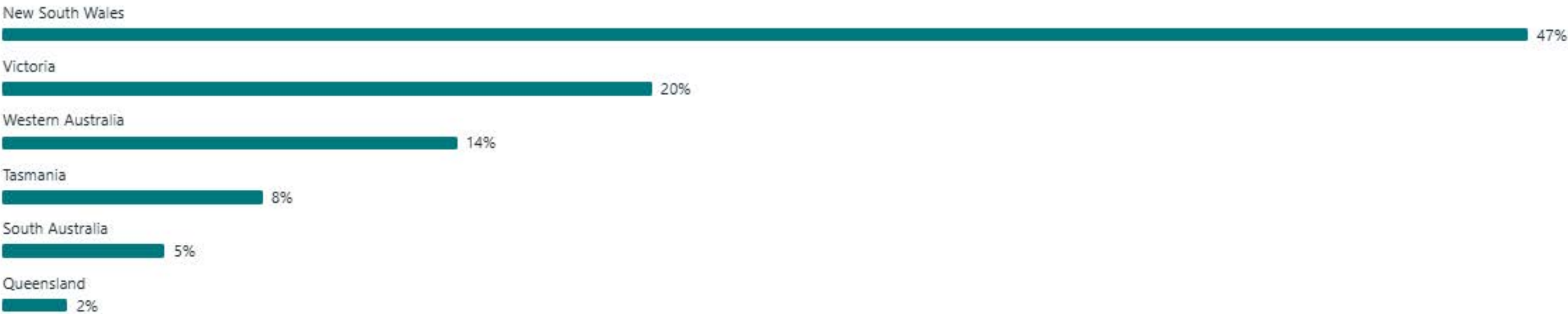
80K-90K

The number of times that an ad was on a screen, which may include multiple views by the same people. [Learn more](#)

Age and gender ⓘ



Location ⓘ



Amount spent

<AU\$100 (AUD)

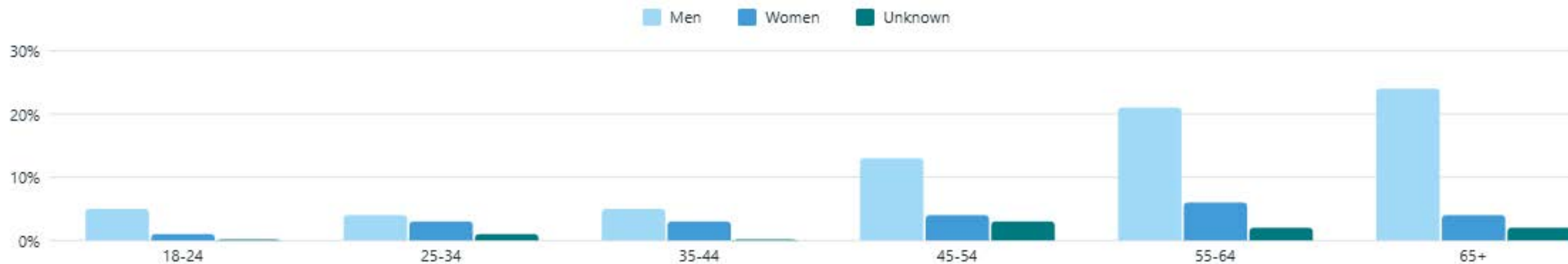
The estimated total amount of money spent on an ad during its schedule. [Learn more](#)

Impressions

<1K

The number of times that an ad was on a screen, which may include multiple views by the same people. [Learn more](#)

Age and gender ⓘ



Location ⓘ

