



Australian Government
National Indigenous Australians Agency

**CHIEF EXECUTIVE OFFICER
RAY GRIGGS AO, CSC**

Reference: EC20-001339

Senator Tim Ayres
Labor Senator for New South Wales
Deputy Chair, Senate Finance and Public Administration Committee
cc: Senator James Paterson
Chair, Senate Finance and Public Administration Committee
FPA.SEN@aph.gov.au

Dear ~~Senator Ayres~~

Senator,

Re: Budget Estimates 2020-21

Thank you for your request, via the Finance and Public Administration Committee Secretariat on 19 October 2020, for information about Indigenous Advancement Strategy (IAS) grants and unsuccessful applications and Aboriginals Benefit Account (ABA) small and large project grants.

[The National Indigenous Australians Agency \(NIAA\) has prepared the attached information.](#)

You requested data regarding details of IAS and ABA grants approved and/or announced; we have provide information on the grants approved and executed (signed by both parties) in the timeframes specified in your request. Grants are of course only grants once they are executed. As such, all announced grants are captured in the information provided.

For IAS grants, you requested information on whether the grants were recommended to the Minister by the Agency. On all occasions where the Minister approved funding for an IAS grant, the Agency had recommended it. You also asked for “performance targets relating to each [IAS] grant”. As previously advised, this information cannot be automatically extracted from our grants management systems and would require significant Agency resources to compile. To assist you in your enquiries, we have provided the NIAA key performance indicator (KPI) menus that align with the five IAS programs and specific groups of activities.

The KPIs are applied to each funding agreement based on the specific activity being funded. This provides a sense of what KPIs would be included and the methodological approach we apply. Should you require specific KPI information for particular grants, we will provide that on notice.

Regarding your request for information about future funding under the IAS, the NIAA is developing a policy and investment framework to sharpen its focus on improving outcomes of Aboriginal and Torres Strait Islander peoples. Nous Group was commissioned to support its development at a cost of \$728,204 in 2018-19 and \$335,500 in 2019-20 (GST inclusive). Nous worked along side Agency staff to establish the investment approach and build organisational capacity. That work has laid the foundation for a framework to position NIAA's future investments against outcomes in line with the Government's priorities including the COVID-19 economic recovery plan and the National Agreement on Closing the Gap.

This work was positively reflected in the 2020 ANAO Performance Audit Report on the Indigenous Advancement Strategy – Children and Schooling Program and Safety and Wellbeing Program which noted the Policy and Investment Framework's potential to strengthen the coordination and strategic direction of the IAS.

Your letter also sought information on meetings of the Senior Advisory Group, National Co-Design Group and Local & Regional Co-Design Group working on the Indigenous voice co-design process. Please find attached details of meeting dates and copies of agendas (we have redacted any information which alludes to substantive content of the process). We are unable to provide the minutes of meetings as these will provide certain substantive elements of the proposals that are yet to be considered by Government.

I note you asked the Agency to respond on or before the Budget Estimates hearing scheduled for 23 October 2020. The Agency has worked hard to provide this information within the timeframe. If the intention is to seek detailed grants information prior to each Estimates hearing, could I suggest we agree a standardised format for providing this information so we have sufficient time in which to prepare it; there is still considerable manual effort for Agency staff to prepare this information. Of course all grants awarded under the IAS and ABA are publicly available and published on the Grant Connect website (www.grants.gov.au), as per *Commonwealth Grant Rules and Guidelines* requirements.

Yours sincerely

RAY GRIGGS
Chief Executive Officer

23 October 2020

**Indigenous Advancement Strategy (IAS) grants decided and executed (grant agreement signed by both parties)
between 1 February 2020 and 30 September 2020**

Attachment A

Organisation Name	Activity Title	Delivery Locations	Amount \$ (GST Exclusive)
A2B PERSONNEL PTY LTD	Certificate II Security Operations Digital Training Platform	Echuca	25,000.00
ABORIGINAL & TORRES STRAIT ISLANDER COMMUNITY HEALTH SERVICE MACKAY LTD	Safety, Social and Emotional Wellbeing Program	Mackay	671,754.00
ABORIGINAL & TORRES STRAIT ISLANDER WOMEN'S LEGAL SERVICES NQ INC	Indigenous Women's Program	Townsville	593,563.07
ABORIGINAL AND TORRES STRAIT ISLANDER COMMUNITY HEALTH SERVICE BRISBANE	Safety and Wellbeing - Woolloongabba	Brisbane City - Inner South	332,418.00
ABORIGINAL AND TORRES STRAIT ISLANDER COMMUNITY HEALTH SERVICE BRISBANE	Joyce Wilding Hostel	Brisbane City - Inner South Brisbane City - Outer South	729,000.00
ABORIGINAL AND TORRES STRAIT ISLANDER CORPORATION FAMILY VIOLENCE PREVENTION AND LEGAL SERVICE (VICTORIA)	FVPLS National Secretariat	Yarra	122,000.00
ABORIGINAL AND TORRES STRAIT ISLANDER CORPORATION FAMILY VIOLENCE PREVENTION AND LEGAL SERVICE (VICTORIA)	Family Violence Prevention and Legal Service	Yarra	4,557,465.00
ABORIGINAL AND TORRES STRAIT ISLANDER CORPORATION FAMILY VIOLENCE PREVENTION AND LEGAL SERVICE (VICTORIA)	Family Violence Prevention and Legal Service	Bairnsdale Mildura Warrnambool Yarra	20,208.25
ABORIGINAL AND TORRES STRAIT ISLANDER HEALING FOUNDATION LIMITED	Aboriginal and Torres Strait Islander Healing Project	Narrabundah - Weston	290,000.00
ABORIGINAL DRUG & ALCOHOL COUNCIL (SA) ABORIGINAL CORPORATION	Residential Rehabilitation Service - Footsteps Road to Recovery	Port Augusta - West West Torrens	4,500,000.00
ABORIGINAL DRUG & ALCOHOL COUNCIL (SA) ABORIGINAL CORPORATION	Port Augusta Drug and Alcohol Day Centre Stepping Stones Day Centre	Port Augusta - Central West Torrens	2,072,439.00
ABORIGINAL DRUG & ALCOHOL COUNCIL (SA) ABORIGINAL CORPORATION	Ceduna Drug and Alcohol Day Centre Stepping Stones Day Centre	Ceduna West Torrens	2,072,439.00
ABORIGINAL DRUG & ALCOHOL COUNCIL (SA) ABORIGINAL CORPORATION	Drug and Alcohol Day Centres	Ceduna Port Augusta - Central West Torrens	96,600.00
ABORIGINAL DRUG & ALCOHOL COUNCIL (SA) ABORIGINAL CORPORATION	Residential Rehabilitation Service	West Torrens	98,280.00

**Indigenous Advancement Strategy (IAS) grants decided and executed (grant agreement signed by both parties)
between 1 February 2020 and 30 September 2020**

Attachment A

Organisation Name	Activity Title	Delivery Locations	Amount \$ (GST Exclusive)
ABORIGINAL FAMILY LEGAL SERVICE SOUTHERN QUEENSLAND INDIGENOUS CORPORATION	Family Violence Prevention Legal Services	Roma	19,131.81
ABORIGINAL FAMILY SUPPORT SERVICES LIMITED	Community Safety and Wellbeing Project	Adelaide - Central Mount Gambier Playford - Central West Port Augusta - Central Port Lincoln	12,000.00
ABORIGINAL FAMILY SUPPORT SERVICES LIMITED	Coober Pedy Youth Shed	Coober Pedy	15,000.00
ABORIGINAL LEGAL SERVICE (NSW/ACT) LIMITED	Custody Notification Service NSW/ACT (CNS) - Enhancing service outcomes with digital innovation	Glebe - Pymont - The Rocks	50,000.00
ABORIGINAL LEGAL SERVICE (NSW/ACT) LIMITED	Custody Notification Service NSW / ACT	Alexandria - Darlington - Waterloo	3,000,000.00
ABORIGINAL MEDICAL SERVICE CO-OPERATIVE LIMITED	Drug and Alcohol Service	Redfern	269,220.00
ABORIGINAL MEDICAL SERVICES ALLIANCE NORTHERN TERRITORY ABORIGINAL CORPORATION	Aboriginal Governance and Management Program	Charles Darwin - Central	1,800,000.00
ABORIGINAL RESOURCE AND DEVELOPMENT SERVICES ABORIGINAL CORPORATION	IBM 2020-2021 NT ALGE - Remote Indigenous Broadcasting Service	Nhulunbuy	347,062.00
ALAWA ABORIGINAL CORPORATION	BBF - Minyerri Playgroup	Elsey Roper - Surrounds	30,793.60
ALAWA ABORIGINAL CORPORATION	School Nutrition Project - Minyerri	Elsey Roper - Surrounds	55,000.00
ALEKARENGE HORTICULTURE PTY LTD	Alekerange Work Experience Pilot Project	Charles	50,000.00
ALPIRAKINA STORE ABORIGINAL CORP	School Nutrition Project - Yuelamu	Yuelamu	131,462.00
ALPURRURULAM SCHOOL	School Nutrition Project - Alpururulam	Alpururulam	7,180.00
ANNA GANNON	Holding Ground	Wagga Wagga - South	20,000.00
ANYINGINYI HEALTH ABORIGINAL CORPORATION	Social and Emotional Wellbeing	Tennant Creek exc. Town Camps	997,239.00
ANYINGINYI HEALTH ABORIGINAL CORPORATION	Social and Emotional Wellbeing	Tennant Creek exc. Town Camps	28,600.00
ANYINGINYI HEALTH ABORIGINAL CORPORATION	Alcohol and Other Drugs	Tennant Creek exc. Town Camps	1,618,581.00
ANYINGINYI HEALTH ABORIGINAL CORPORATION	Anyinginyi Sports and Recreation	Tennant Creek exc. Town Camps	793,674.00
ANYINGINYI HEALTH ABORIGINAL CORPORATION	Anyinginyi Wilyarkka Kirriji Ki	Tennant Creek exc. Town Camps	159,900.00
ANYINGINYI HEALTH ABORIGINAL CORPORATION	Alcohol and Other Drugs	Tennant Creek exc. Town Camps	34,100.00
APPRENTICES-TRAINEES-EMPLOYMENT LIMITED	Wagga Hospital Employment Project	Wodonga	4,000.00

**Indigenous Advancement Strategy (IAS) grants decided and executed (grant agreement signed by both parties)
between 1 February 2020 and 30 September 2020**

Attachment A

Organisation Name	Activity Title	Delivery Locations	Amount \$ (GST Exclusive)
APUNIPIMA CAPE YORK HEALTH COUNCIL LIMITED	Alcohol and Other Drug Treatment Services Component - Apunipima Social and Emotional Wellbeing Program	Aurukun Hope Vale Lockhart River Mossman	100,000.00
ARMAJUN HEALTH SERVICE ABORIGINAL CORPORATION	Drug and Alcohol Programme	Inverell	1,114,170.00
ARMAJUN HEALTH SERVICE ABORIGINAL CORPORATION	Addiction Specialist	Inverell	80,000.00
ARMAJUN HEALTH SERVICE ABORIGINAL CORPORATION	Family Healing Project	Inverell	750,000.00
AUSTRALIAN FOOTBALL INDIGENOUS CORPORATION	Australian Indigenous Football Championships	Caboolture	10,000.00
AUSTRALIAN INDIGENOUS MENTORING EXPERIENCE INDIGENOUS CORPORATION	Australian Indigenous Mentoring Experience - Expansion Project	Redfern	6,000,000.00
AUSTRALIAN INSTITUTE OF ABORIGINAL & TORRES STRAIT ISLANDER STUDIES	Return of Cultural Heritage Initiative	Belconnen	9,999,980.00
AUSTRALIAN RURAL LEADERSHIP FOUNDATION LIMITED	Milparanga Aboriginal and Torres Strait Islander Program - (extension)	Narrabundah - Weston	500,000.00
AUSTRALIAN RURAL LEADERSHIP FOUNDATION LIMITED	Milparanga Aboriginal and Torres Strait Islander Program	Narrabundah - Weston	500,000.00
AWABAKAL LTD	Awabakal Medical Centre SEWB	Lake Macquarie - North Newcastle - Inner City Raymond Terrace Throsby	332,418.00
BABANA ABORIGINAL MEN'S GROUP INCORPORATED	Social and Emotional Wellbeing (SEWB) Project	Glebe - Pyrmont - The Rocks	95,455.00
BALLARAT AND DISTRICT ABORIGINAL CO-OPERATIVE LIMITED	Safety and Wellbeing Program 2020-2023	Ballarat	332,418.00
BAMA FACILITIES MAINTENANCE PTY LTD	Bama Support and Wellbeing Program	Manunda - Portsmith	254,546.00
BARKANDJI NATIVE TITLE GROUP ABORIGINAL CORPORATION RNTBC	Barkandji River Ranger Program	Broken Hill Menindee	600,000.00
BARKLY REGION ALCOHOL AND DRUG ABUSE ADVISORY GROUP ABORIGINAL CORPORATION	Outreach Supported Accommodation and Aftercare Service	Ali Curung Elliott Imangara Tennant Creek exc. Town Camps	2,111,850.00

**Indigenous Advancement Strategy (IAS) grants decided and executed (grant agreement signed by both parties)
between 1 February 2020 and 30 September 2020**

Attachment A

Organisation Name	Activity Title	Delivery Locations	Amount \$ (GST Exclusive)
BARKLY REGION ALCOHOL AND DRUG ABUSE ADVISORY GROUP ABORIGINAL CORPORATION	Barkly Region Alcohol and Drug Residential Rehabilitation Service	Tennant Creek exc. Town Camps	9,000.00
BARKLY REGIONAL COUNCIL	Night Patrol Programme	Ali Curung Alpururulam Ampilatwatja and Outstations Elliott Tennant Creek exc. Town Camps Utopia - Arawerr - Arlparra	516,800.00
BARKUMA NEIGHBOURHOOD CENTRE INC	Barkuma Community Safety Project	Kurri Kurri - Weston	179,322.00
BARNI YUNGGUDJA ABORIGINAL CORPORATION	Indigenous Smart Recovery Project - Yorke Peninsula	Yorke Peninsula	11,040.00
BARUNGA COMMUNITY EDUCATION CENTRE SCHOOL COUNCIL INC	School Nutrition Project - Barunga	Barunga	3,000.00
BAWINANGA ABORIGINAL CORP	Maningrida Community Patrol	Maningrida Outstations	249,227.00
BEGA GARNIBIRRINGU HEALTH SERVICES INCORPORATED	IAS - Indigenous Advancement Strategy	Kalgoorlie	1,140,053.41
BELUEN COMMUNITY GOVERNMENT COUNCIL	Belyuen Kitchen Equipment Upgrades	Cobourg Peninsula - Demed Homelands	58,673.64
BIDGERDII ABORIGINAL & TORRES STRAIT ISLANDERS CORP COM SERVICE CENTRAL QLD	Social and Emotional Wellbeing	Rockhampton	84,923.21
BIDJARA MEDIA & BROADCASTING COMPANY LIMITED	IBM-2020-21-Southern QLD -Bidjaral Media and Broadcasting Association Ltd	Murweh	323,215.00
BIG HART INC	COVID19 Recovery Strategy - Digital Skills and Inter-generational Training Program	Roebourne	93,300.00
BIGAMBUL NATIVE TITLE ABORIGINAL CORPORATION RNTBC	Bigambul Native Title Aboriginal Corporation PBC Capacity Building Project	Pine Rivers - West	486,440.00
BINA-WAJI NYURRA-NGA ABORIGINAL CORPORATION	Burrungga Gaarralu Mumbaayi (Dawn til Dusk)	Halls Creek exc.Town Camps	700,000.00
BINDAL SHARKS UNITED TRAINING EMPLOYMENT SPORT AND RECREATION ABORIGINAL CO RPORATION	Women's Leadership and Mentoring program	Townsville	192,000.00

**Indigenous Advancement Strategy (IAS) grants decided and executed (grant agreement signed by both parties)
between 1 February 2020 and 30 September 2020**

Attachment A

Organisation Name	Activity Title	Delivery Locations	Amount \$ (GST Exclusive)
BINDAL SHARKS UNITED TRAINING EMPLOYMENT SPORT AND RECREATION ABORIGINAL CORPORATION	Sport and Recreation Activities	Townsville	651,000.00
BLACK FORREST RESOURCES PTY LTD	Black Forrest Resources	Kalgoorlie	220,000.00
BLOODWOOD TREE ASSOC INC	Substance Use Project	South Hedland	628,333.00
BLOODWOOD TREE ASSOC INC	Substance use Project	South Hedland	100,000.00
BLUE CARE	Stagpole Street Drug and Alcohol Rehabilitation Unit	Brisbane City - Inner North-West	128,000.00
BLUEARTH FOUNDATION	Bluearth School Engagement Programme	Port Phillip	37,500.00
BOORINGA ACTION GROUP INCORPORATED	1000 Jobs Package Tranche One Booringa Action Group Inc	Mitchell	28,994.91
BRINGING THEM HOME (WA) INCORPORATED	Yokai - Healing Our Spirit	Perth - Central	820,389.00
BRISBANE INDIGENOUS MEDIA ASSOCIATION LTD	IBM 2020-21 98.9FM Brisbane Indigenous Media Association	Brisbane City - Inner South	525,870.00
BROOME ABORIGINAL MEDIA ASSOCIATION ABORIGINAL CORPORATION	IBM - 2020-21 - WA - KIM - IRS - Provision of Indigenous Radio Services	Broome - Central	295,881.00
BROOME REGIONAL ABORIGINAL MEDICAL SERVICE (ABORIGINAL CORPORATION)	Broome Regional Aboriginal Medical Service Aboriginal Corporation	Broome - Central	1,089,438.00
BULARRI MUURLAY NYANGGAN ABORIGINAL CORPORATION	Nambucca Valley Sporting, Fitness, Cultural, Leadership and Mentoring (Nyanggan Giirrwa - Solid Mob) Activity	Coffs Harbour	231,663.00
BULGARR NGARU MEDICAL ABORIGINAL CORPORATION	Helping Myself - A Substance Use Treatment and Support Project	Grafton	337,158.00
BULGARR NGARU MEDICAL ABORIGINAL CORPORATION	Clarence Valley Aboriginal Youth Service	Grafton	1,331,364.00
BUMMA BIPPERA MEDIA ABORIGINAL AND TORRES STRAIT ISLANDERS CORPORATION	IBM - 2020-21 - FNQ - Bumma Bipperra Media Aboriginal & Torres Strait Islander Corporation	Manunda - Portsmith	433,946.00
BUSHMOB ABORIGINAL CORPORATION	Media Room	Charles	259,303.20
BUSHMOB ABORIGINAL CORPORATION	Bushmob Youth Residential Rehabilitation Programme	Charles	1,518,208.00

**Indigenous Advancement Strategy (IAS) grants decided and executed (grant agreement signed by both parties)
between 1 February 2020 and 30 September 2020**

Attachment A

Organisation Name	Activity Title	Delivery Locations	Amount \$ (GST Exclusive)
BYNOE COMMUNITY ADVANCEMENT CO-OPERATIVE SOCIETY LTD	Combat Petrol Sniffing - Small Motors Workshop	Mornington Normanton	80,000.00
BYNOE COMMUNITY ADVANCEMENT CO-OPERATIVE SOCIETY LTD	Intensive Family Support	Normanton	100,000.00
C.O FRITH & E.A FRITH	School Nutrition Project - Tara - Wilora	South MacDonnell Ranges Tanami Outstations	3,000.00

**Indigenous Advancement Strategy (IAS) grants decided and executed (grant agreement signed by both parties)
between 1 February 2020 and 30 September 2020**

Attachment A

Organisation Name	Activity Title	Delivery Locations	Amount \$ (GST Exclusive)
CAREERTRACKERS INDIGENOUS INTERNSHIP PROGRAM LIMITED	Cadetships – CareerTrackers 2017 - 2020	Adelaide - Central Albury - West Alexandria - Darlington - Waterloo Anula Armadale - Central Armidale Ascot - White Hills Auburn Bankstown - North-West Bankstown - South Baulkham Hills Bees Creek - Virginia Belconnen Blacktown - South Blayney - Cabonne Blue Mountains - Surrounds Boroondara Botany Bay Braddon - Kowen Brinkin - Nakara Brisbane City - Inner East Brisbane City - Inner North Brisbane City - Inner North-West Brisbane City - Inner South Brisbane City - Inner South-West Brisbane City - Outer East Brisbane City - Outer North Brisbane City - Outer South Brisbane City - Outer West Broome - Central Browns Plains Brunswick Bulahdelah Bundaberg - City Burnside Caboolture Cairns - North Caloundra Camden Campbelltown - Woodbine - Leumeah Canada Bay Canning - Central Canning Vale - East Canterbury Cardinia Charles Sturt - Coast Chelsea Coburg Cockburn - Central Cockburn - East Coffs Harbour Corangamite - Golden Plains Craigieburn - Sunbury Cranebrook - Londonberry Crows Nest	1,868,909.09
CATHOLIC EDUCATION OFFICE	School Nutrition Project	Marrara - Winnellie - Berrimah	18,000.00
CATHOLIC EDUCATION WESTERN AUSTRALIA LIMITED	Empowering our Children and our Families	Beagle Bay Broome - Central Perth - West	11,200.00

**Indigenous Advancement Strategy (IAS) grants decided and executed (grant agreement signed by both parties)
between 1 February 2020 and 30 September 2020**

Attachment A

Organisation Name	Activity Title	Delivery Locations	Amount \$ (GST Exclusive)
CATHOLIC EDUCATION WESTERN AUSTRALIA LIMITED	Aboriginal Families as First Educators	Albany - Central Armadale - Surrounds Balgo Belmont - North Broome - Central Carnarvon Town exc. Mungullah Geraldton - Central Kununurra exc. Town Camps Mandurah Moora Perth - West Rockingham - North Waroona	223,200.00
CEDUNA ABORIGINAL CORPORATION	Ceduna Community Engagement	Ceduna	360,000.00
CEDUNA ABORIGINAL CORPORATION	Ceduna Youth Hub Beautification	Ceduna	25,000.00
CEDUNA ABORIGINAL CORPORATION	Ceduna, Koonibba and Yalata Early Childhood Development and School Transition Project	Ceduna	80,000.00
CENTRAL AUSTRALIAN ABORIGINAL CONGRESS ABORIGINAL CORPORATION	Transport and Engagement Service	Charles	186,209.00
CENTRAL AUSTRALIAN ABORIGINAL FAMILY LEGAL UNIT ABORIGINAL CORPORATION	Family Violence Prevention Legal Service	Charles	4,400,288.00
CENTRAL AUSTRALIAN ABORIGINAL FAMILY LEGAL UNIT ABORIGINAL CORPORATION	Family Violence Prevention Legal Service	Charles Tennant Creek exc. Town Camps	19,131.81
CENTRAL AUSTRALIAN ABORIGINAL MEDIA ASSOC (ABORIGINAL CORPORATION)	IBM - 2020-21 - NT - CAR - RIMO - Barkly - CAAMA	Charles	99,645.00
CENTRAL AUSTRALIAN ABORIGINAL MEDIA ASSOC (ABORIGINAL CORPORATION)	IBM - 2020-21 - NT - CAR - RIMO - CAAMA Provision of Remote Indigenous Media Organisation support services	Alpurrurulam Apatula (Finke) Charles Elliott Imanpa (Mount Ebenezer) Kaltukatjara (Docker River) Mutitjulu - Uluru Papunya Santa Teresa (Ltyentye Purte) Titjikala Tjuwanpa Outstations	1,107,172.00
CENTRAL AUSTRALIAN ABORIGINAL MEDIA ASSOC (ABORIGINAL CORPORATION)	IBM - 2020-21 - NT - CAR - IRS - Provision of Indigenous Radio Services	Charles	570,000.00
CENTRAL AUSTRALIAN WOMENS LEGAL SERVICES INC	Supplementary Legal Assistance	Charles	566,085.00

**Indigenous Advancement Strategy (IAS) grants decided and executed (grant agreement signed by both parties)
between 1 February 2020 and 30 September 2020**

Attachment A

Organisation Name	Activity Title	Delivery Locations	Amount \$ (GST Exclusive)
CENTRAL DESERT REGIONAL COUNCIL	Community Safety Patrol	Mount Johns Lajamanu Nyirripi Yuelamu Laramba Anmatjere - Ti Tree	5,691,138.00
CENTRAL LAND COUNCIL	Native Title Representation and Services	Charles	2,294,975.00
CENTRAL QUEENSLAND ABORIGINAL CORPORATION FOR MEDIA	IBM-2020-21-SQR- Central Queensland Aboriginal Corporation for Media	Rockhampton	300,753.00
CENTRAL QUEENSLAND INDIGENOUS DEVELOPMENT LIMITED	Mimosa Creek Healing Centre - adding rehabilitation services and a community counselling programme	Rockhampton - North Woorabinda	2,254,566.00
CENTRAL QUEENSLAND INDIGENOUS DEVELOPMENT LIMITED	Mimosa Creek Healing Centre - adding rehabilitation services and a community counselling programme	Rockhampton - North Woorabinda	68,733.00
CENTRAL QUEENSLAND UNIVERSITY	Whanu Binal Business Training Facilitation Fund	Rockhampton - North	50,000.00
CENTRAL WEST ABORIGINAL CORP	Central West Aboriginal Corporation Sport & Recreation Program	Barcaldine	144,000.00
CHERBOURG ABORIGINAL SHIRE COUNCIL	IBM-2020-21-SQR-Cherbourg Aboriginal Shire Council	Cherbourg	309,000.00
CHERBOURG HISTORICAL PRECINCT GROUP INCORPORATED	Ration Shed Moving Forward	Cherbourg	402,000.00
CHERBOURG REGIONAL ABORIGINAL AND ISLANDER COMMUNITY CONTROLLED HEALTH SERVICES LTD	Cherbourg Inhalant Supply Reduction and VSU Project	Cherbourg	390,000.00
CHERBOURG REGIONAL ABORIGINAL AND ISLANDER COMMUNITY CONTROLLED HEALTH SERVICES LTD	Cherbourg Social & Emotional Wellbeing and Sniffing Project	Cherbourg	140,000.00
CHERBOURG REGIONAL ABORIGINAL AND ISLANDER COMMUNITY CONTROLLED HEALTH SERVICES LTD	Cherbourg RecoverMe	Cherbourg	140,000.00
CHEVRON AUSTRALIA DOWNSTREAM FUELS PTY LTD	LAF Distribution Subsidy	Brisbane City - Inner North	90,000.00
CIRCULANATION LTD	Ignite Program - Activating Entrepreneurship in Remote Australia	Darwin - Central	100,000.00
CITY OF ONKAPARINGA	Neporendi Aboriginal Forum Inc.	Onkaparinga - Central North Onkaparinga North Coast	210,000.00

**Indigenous Advancement Strategy (IAS) grants decided and executed (grant agreement signed by both parties)
between 1 February 2020 and 30 September 2020**

Attachment A

Organisation Name	Activity Title	Delivery Locations	Amount \$ (GST Exclusive)
COFFS HARBOUR & DISTRICT LOCAL ABORIGINAL LAND COUNCIL	Garlambirla Community, Families and Youth Project	Coffs Harbour	80,000.00
COFFS HARBOUR & DISTRICT LOCAL ABORIGINAL LAND COUNCIL	Gumma Indigenous Protected Area	Coffs Harbour	636,836.00
COLLABORATION FOR IMPACT LTD.	ChangeFest19	Waverley	10,000.00
COMMONWEALTH SCIENTIFIC AND INDUSTRIAL RESEARCH ORGANISATION	Cadets - CSIRO	Armidale Baulkham Hills Braddon - Kowen Greater Dandenong Hawkesbury Ipswich Leichhardt Manunda - Portsmouth Melbourne - Central Narrabundah - Weston Stuart Park - Bayview - Woolner Wee Waa Wollongong	38,181.82
COMMUNITY FIRST DEVELOPMENT LIMITED	Support Services to Indigenous Communities for Indigenous Culture	Narrabundah - Weston	1,500,000.00
COMMUNITY RESOURCES LIMITED	Worimi Advocacy and Referral Service 2019-23	Tuncurry	482,043.00
CONNECT NORTHERN RIVERS INCORPORATED	Connect Indigenous School Based Traineeship Support Project	Lismore - North	186,363.64
COONAMBLE ABORIGINAL HEALTH SERVICE LIMITED	Dubbo Regional Aboriginal Health Service Social and Emotional Wellbeing Project	Dubbo - North	664,800.00
COONAMBLE ABORIGINAL HEALTH SERVICE LIMITED	Coonamble Aboriginal Health Service Inc. AOD	Coonamble	564,000.00
CORPORATION OF THE CITY OF PORT AUGUSTA	Assertive Outreach Programme	Port Augusta - Central	100,000.00
COUNCIL FOR ABORIGINAL ALCOHOL PROGRAM SERVICES ABORIGINAL CORPORATION	Healthy Families Residential Treatment Program	Marrara - Winnellie - Berrimah	6,548,490.00
COUNCIL FOR ABORIGINAL ALCOHOL PROGRAM SERVICES ABORIGINAL CORPORATION	Healthy Families Residential Treatment Program	Marrara - Winnellie - Berrimah	200,000.00
DANILA DILBA BILURU BUTJI BINNILUTLUM HEALTH SERVICE ABORIGINAL CORPORATION	Social and Emotional Wellbeing Project	Darwin - Central Malak	59,429.70
DARETON LOCAL ABORIGINAL LAND COUNCIL	Dareton Operational Hub	Dareton	20,000.00

**Indigenous Advancement Strategy (IAS) grants decided and executed (grant agreement signed by both parties)
between 1 February 2020 and 30 September 2020**

Attachment A

Organisation Name	Activity Title	Delivery Locations	Amount \$ (GST Exclusive)
DARWIN ABORIGINAL AND TORRES STRAIT ISLANDER WOMEN'S SHELTER ABORIGINAL AND TORRES STRAIT ISLANDER CORPORATION	DAIWS Strong Mens Strong Communities Program	Coconut Grove - Ludmilla Malak	480,000.00
DARWIN ABORIGINAL AND TORRES STRAIT ISLANDER WOMEN'S SHELTER ABORIGINAL AND TORRES STRAIT ISLANDER CORPORATION	4AP- Co-design	Malak	100,000.00
DAVENPORT COMMUNITY COUNCIL INC	Complex Needs and Vulnerable Persons Programme	Port Augusta - West	32,500.00
DEEWIN KIRIM ABORIGINAL CORPORATION	Peppimenarti Sport and Recreation	Peppimenarti	300,000.00
DEEWIN KIRIM ABORIGINAL CORPORATION	School Nutrition Project - Peppimenarti	Peppimenarti	5,560.00
DEPARTMENT FOR CORRECTIONAL SERVICES	NPY Cross Borders Family Violence Programme	Adelaide - Central	1,334,636.00
DEPARTMENT FOR CORRECTIONAL SERVICES	Community Transition Learning Centre (CTLC)	Adelaide - Central	2,205,284.00
DEPARTMENT OF AGRICULTURE, WATER AND THE ENVIRONMENT	Growing Tourism in Kakadu Investment Package	Braddon - Kowen	17,500,000.00
DEPARTMENT OF JUSTICE	Indigenous Justice Clearinghouse	Glebe - Pyrmont - The Rocks	21,224.28
DERBY ABORIGINAL HEALTH SERVICE COUNCIL ABORIGINAL CORPORATION	DAHS Social and Emotional Wellbeing Strategy	Outer Derby - West Kimberley	276,982.00
DERBY MEDIA ABORIGINAL CORPORATION	IBM 2020-2021 WA Kim- Derby Media Aboriginal Corporation	Outer Derby - West Kimberley	459,116.00
DEVELOPING EAST ARNHAM LIMITED	East Arnhem Forestry Phase II	Nhulunbuy	60,000.00
DEVELOPING EAST ARNHAM LIMITED	East Arnhem Landowners Prospectus	Nhulunbuy	50,000.00
DOOMADGEE ABORIGINAL SHIRE COUNCIL	IBM-2020-21-GNQ Doomadgee Aboriginal Shire Council	Doomadgee	56,634.00
DOWLING ENTERPRISES (QLD) PTY LTD	Position Creation for Mature Aged CDP Candidate	Etheridge Tablelands	50,999.42
DRUG AND ALCOHOL SERVICES AUSTRALIA LTD	Transitional After Care Units	Charles	73,850.00
DRUG AND ALCOHOL SERVICES AUSTRALIA LTD	Prisoner In-Reach Project	Charles	269,286.00
DRUG AND ALCOHOL SERVICES AUSTRALIA LTD	Outreach, Living Skills, Transitional After Care and Independent Living Programme	Charles	3,383,758.00

**Indigenous Advancement Strategy (IAS) grants decided and executed (grant agreement signed by both parties)
between 1 February 2020 and 30 September 2020**

Attachment A

Organisation Name	Activity Title	Delivery Locations	Amount \$ (GST Exclusive)
DRUG AND ALCOHOL SERVICES AUSTRALIA LTD	Outreach, Living Skills, Transitional After Care and Independent Living Programme	Charles	20,485.00
DUMBARTUNG ABORIGINAL CORPORATION	Dumbartung Safety and Wellbeing Project	South Perth	364,000.00
DUMBARTUNG ABORIGINAL CORPORATION	Dumbartung Culture and Capability Project	South Perth	386,546.00
DUMBARTUNG ABORIGINAL CORPORATION	Dumbartung Project	South Perth	0.04
DUN DIRECT PTY LTD	LAF Distribution Subsidy	Northam	25,000.00
EAST ARNHAM REGIONAL COUNCIL	Youth Sport and Recreation	Angurugu Gapuwiyak Gumatj - Surrounds Laynhapuy Marthakal Homelands exc. Galiwinku Milingimbi Milyakburra and Outstations Ramingining Umbakumba and Outstations	6,402,399.00
EAST ARNHAM REGIONAL COUNCIL	IBM 2020-2021 Remote Indigenous Broadcasting Service	Gapuwiyak Galiwinku Milingimbi Ramingining Yirrkala	166,075.00
ELDERS COUNCIL OF TASMANIA ABORIGINAL CORPORATION	Elders Council of Tasmania Aboriginal Corp - Capacity Development Activity	Launceston	50,000.00
EMAMA NGUDA ABORIGINAL CORPORATION	Kimberley Turf Farm- Aquaculture expansion Development Project	Outer Derby - West Kimberley	500,000.00
ESPERANCE TJALTJRAAK NATIVE TITLE ABORIGINAL CORPORATION RNTBC	Purchase landscape & vehicle equipment	Esperance	65,178.00
ESPERANCE TJALTJRAAK NATIVE TITLE ABORIGINAL CORPORATION RNTBC	PBC Capacity Building	Esperance	400,000.00
ESPERANCE TJALTJRAAK NATIVE TITLE ABORIGINAL CORPORATION RNTBC	Tjaltjraak Ranger Program	Esperance	972,400.00
EXACT CONTRACTING SERVICES PTY LTD	Exact Contracting Services Indigenous Employment Program	Unley	146,250.00
FAMILY VIOLENCE LEGAL SERVICE ABORIGINAL CORPORATION (SA)	Family Violence Prevention Legal Service	Ceduna Port Augusta - Central Port Lincoln	19,131.81

**Indigenous Advancement Strategy (IAS) grants decided and executed (grant agreement signed by both parties)
between 1 February 2020 and 30 September 2020**

Attachment A

Organisation Name	Activity Title	Delivery Locations	Amount \$ (GST Exclusive)
FAR WEST COMMUNITY LEGAL CENTRE LIMITED	Family Violence Prevention Legal Service - Warra Warra Legal Service	Broken Hill	19,131.81
FAR WEST COMMUNITY LEGAL CENTRE LIMITED	Family Violence Prevention Legal Service - Warra Warra Legal Service	Broken Hill	44,885.75
FIRST AUSTRALIANS MEDIA ENTERPRISES ABORIGINAL CORPORATION	IBM - 2020-21 - VICTAS - 3KND - Provision of Indigenous Radio Services	Preston	448,042.00
FIRST AUSTRALIANS MEDIA ENTERPRISES ABORIGINAL CORPORATION	COVID-19 Essential Emergency Broadcasting Equipment Support	Preston	20,000.00
FIRST NATIONS LEGAL & RESEARCH SERVICES LTD	Native Title Representation and Services	Melbourne - Central	1,674,900.00
FITZROY CROSSING TOURISM HUB LTD.	Fitzroy Crossing Tourism Enterprise Hub	Port Phillip	20,000.00
FNQ NRM LTD	Supporting Rainforest Aboriginal Peoples in refreshing the 2005 Wet Tropics Regional Agreement	Innisfail	25,000.00
FOGS AT WORK LIMITED	FOGs ARTIE Academy Queensland	Atherton Ayr Brisbane City - Inner North Brisbane City - Outer West Caboolture Ingham Ipswich Logan - Surrounds Mareeba Pine Rivers - East Rockhampton	1,000,000.00
FOUNDATION OF REHABILITATION WITH ABORIGINAL ALCOHOL RELATED DIFFICULTIES ABORIGINAL CORPORATION	FORWAARD Rehabilitation Centre for Indigenous Men and Women	Stuart Park - Bayview - Woolner	832,953.00
FOUNDATION OF REHABILITATION WITH ABORIGINAL ALCOHOL RELATED DIFFICULTIES ABORIGINAL CORPORATION	Other costs need to operate Stuart Park Hostel	Stuart Park - Bayview - Woolner	20,000.00
GADIGAL INFORMATION SERVICE ABORIGINAL CORPORATION	IBM-2020-21-ENSW-Gadigal Information Service Aboriginal Corporation	Redfern	550,000.00
GAPUWIYAK SCHOOL COUNCIL INCORPORATED	School Nutrition Project - Gapuwiyak	Gapuwiyak	35,000.00
GARL GARL WALBU ALCOHOL ASSOCIATION ABORIGINAL CORPORATION	Alcohol and Other Drugs Peer Education Program	Outer Derby - West Kimberley	49,750.00
GARL GARL WALBU ALCOHOL ASSOCIATION ABORIGINAL CORPORATION	Alcohol and Other Drugs Peer Education Program	Outer Derby - West Kimberley	808,278.00

**Indigenous Advancement Strategy (IAS) grants decided and executed (grant agreement signed by both parties)
between 1 February 2020 and 30 September 2020**

Attachment A

Organisation Name	Activity Title	Delivery Locations	Amount \$ (GST Exclusive)
GARNDUWA AMBOORNY WIRNAN ABORIGINAL CORPORATION	Kimberley Active Community Project	Broome - North Fitzroy Crossing Halls Creek exc. Town Camps Kununurra exc. Town Camps Outer Derby - West Kimberley	3,132,540.00
GARNDUWA AMBOORNY WIRNAN ABORIGINAL CORPORATION	Kimberley Sport, Art and Cultural Program	Broome - North	100,000.00
GASCOYNE CONSTRUCTION SERVICES PTY LTD	Norwest Project Solutions	Carnarvon Town exc. Mungullah	142,000.00
GAWOOLENG YAWOODENG ABORIGINAL CORPORATION	BBF Mobile Playgroup 2020	Kununurra exc. Town Camps	306,702.00
GERALDTON FUEL COMPANY PTY LTD	LAF Distribution Subsidy	Geraldton - North	60,000.00
GERALDTON REGIONAL ABORIGINAL MEDICAL SERVICE	MW Social Support Project	Geraldton - Central	104,842.00
GERALDTON STREETWORK ABORIGINAL CORPORATION	Barndimanmanha - Making Our Community Safe	Geraldton - Central	1,385,064.00
GIDARJIL DEVELOPMENT CORPORATION LIMITED	1770 Cultural Connections Immersion Project	Bundaberg - City	45,000.00
GINDAJA SUBSTANCE MISUSE ABORIGINAL CORP	Gindaja Drug and Alcohol Treatment Program	Yarrabah	2,257,196.47
GINDAJA SUBSTANCE MISUSE ABORIGINAL CORP	Gindaja Drug and Alcohol Treatment Programme	Yarrabah	45,000.00
GOLD COAST ABORIGINAL & TORRES STRAIT ISLANDER CORPORATION FOR COMMUNITY CONSULTATION	Yallburru's The Black and Deadly Youth Indigenous Program	Gold Coast	30,500.00
GOMEROI DANCE COMPANY INC	Gomeroi Cultural Academy Mentoring Project	Tamworth	300,000.00
GOMEROI DANCE COMPANY INC	Gomeroi Culture Academy Mentoring Project	Tamworth	300,000.00
GONG-DAL ABORIGINAL CORPORATION	Capital Purchase - Troop Carrier and Trailer for Economic Development Activities	Gapuwiyak	65,000.00

**Indigenous Advancement Strategy (IAS) grants decided and executed (grant agreement signed by both parties)
between 1 February 2020 and 30 September 2020**

Attachment A

Organisation Name	Activity Title	Delivery Locations	Amount \$ (GST Exclusive)
GOOLARRI MEDIA ENTERPRISES PTY LTD	Live Streaming of Funerals in COVID-19 Environment	Broome - Central	10,000.00
GREAT BARRIER REEF MARINE PARK AUTHORITY	GBRMPA Compliance Capacity Building for Indigenous Rangers project	Townsville	969,000.00
GRIFFITH ABORIGINAL MEDICAL SERVICE ABORIGINAL CORPORATION	Safety and Wellbeing Strategic Investment - General Grant	Griffith	2,702,493.00
GROUP TRAINING AUSTRALIA LIMITED	NAEN 2019 Indigenous Tailored Assistance Project	Ballarat Bullsbrook - Gidgegannup Camden Geelong - Queenscliff Glebe - Pyrmont - The Rocks Ipswich Katherine exc. Town Camps Limestone Coast Lyons - Lee Point - Leanyer Mandurah Marsden Narrabundah - Weston Redcliffe Shoalhaven Tweed Coast Tweed Heads West Torrens Wimmera Wodonga Wollongong	3,829,400.00
GULARGAMBONE PRE SCHOOL INCORPORATED	Gulargambone Preschool Cultural Garden	Gulargambone	90,000.00
GUMBI-GUMBI ABORIGINAL AND TORRES STRAIT ISLANDERS CORPORATION	Women's Healing Service	Rockhampton	1,116,207.00
GUMBI-GUMBI ABORIGINAL AND TORRES STRAIT ISLANDERS CORPORATION	Substance Misuse Program Residential Facility	Rockhampton	3,509,810.00
GUNAIKURNAI LAND & WATERS ABORIGINAL CORPORATION RNTBC	Indigenous Burning Centre Scoping Study	East Gippsland	50,000.00
GUNBALANYA COMMUNITY SCHOOL	School Nutrition Project - Gunbalanya	Cobourg Peninsula - Demed Homelands	6,000.00
GUNGGANDJI-MANDINGALBAY YIDINJI PEOPLES PBC ABORIGINAL CORPORATION RNTBC	GMYP PBC Masterplan Project Extension	Gordonvale	80,500.00
GUNIDA GUNYAH ABORIGINAL CORPORATION	Warranggal Dhiyan (2019-2022)	Gunnedah	100,000.00
GUR A BARADHARAW KOD TORRES STRAIT SEA AND LAND COUNCIL TORRES STRAIT ISLANDER CORPORATION	GBK Torres Strait - PBC Capability Building and Economic Development 2019-20	TRAWQ (Thursday Island)	632,806.00

**Indigenous Advancement Strategy (IAS) grants decided and executed (grant agreement signed by both parties)
between 1 February 2020 and 30 September 2020**

Attachment A

Organisation Name	Activity Title	Delivery Locations	Amount \$ (GST Exclusive)
GUREHLGAM CORPORATION LIMITED	Family Violence Prevention Legal Service Many Rivers Family Violence Prevention Legal Service unit	Grafton Kempsey	19,131.81
GUREHLGAM CORPORATION LIMITED	Family Violence Prevention Legal Service Many Rivers Family Violence Prevention Legal Service unit	Grafton Kempsey	29,774.48
GURRINY YEALAMUCKA (GOOD HEALING) HEALTH SERVICES ABORIGINAL CORPORATION	Family Pathways to Safety in Yarrabah	Yarrabah	102,000.00
HOCKEY QUEENSLAND LIMITED	Remote and Indigenous Hockey Development Program	Brisbane City - Inner East	20,000.00
HOPE VALE ABORIGINAL SHIRE COUNCIL	IBM-2020-21-FNQ-Hope Vale Aboriginal Shire Council	Hope Vale	111,430.00
HOPEVALE CONGRESS ABORIGINAL CORPORATION RNTBC	Hope Vale Home Ownership on Indigenous Land Master Planning Project	Cooktown	314,000.00
ILLAWARRA ABORIGINAL MEDICAL SERVICE ABORIGINAL CORPORATION	Illawarra Aboriginal Medical Service (IAMS)- Social Emotional and Wellbeing Project (SEWB)	Wollongong	221,720.00
ILLAWARRA ABORIGINAL MEDICAL SERVICE ABORIGINAL CORPORATION	Illawarra Aboriginal Medical Service (IAMS)- Alcohol and Other Drugs (AOD)	Wollongong	655,203.00
IMPARJA TELEVISION PTY. LTD.	IBM - 2020-21 - NT - CA - Imparja Television - Support for the delivery of Indigenous Radio Services	Charles	734,388.00
INALA WANGARRA INC	Inala Wangarra's Women's Program	Inala - Richlands	622,500.00
INDIGENOUS BUSINESS AUSTRALIA	IBA's COVID-19 Indigenous Business Support Package	Braddon - Kowen	18,000,000.00
INDIGENOUS BUSINESS AUSTRALIA	IBA Subsidiary COVID-19 Support Package	Braddon - Kowen	836,286.00
INDIGENOUS COMMUNITY TELEVISION LIMITED	IBM-2020-2021-NT-CA-Television -ICTV Support of the Operations of an Indigenous Television Service	Charles	1,099,064.00
INDIGENOUS LAND AND SEA CORPORATION	ILSC Subsidiaries COVID-19 Support Package	Adelaide - Central	18,985,715.00

**Indigenous Advancement Strategy (IAS) grants decided and executed (grant agreement signed by both parties)
between 1 February 2020 and 30 September 2020**

Attachment A

Organisation Name	Activity Title	Delivery Locations	Amount \$ (GST Exclusive)
INDIGENOUS PROFESSIONAL SERVICES PTY LTD	Northern Region Cultural Tourism Project	Bunbury - North Coast	24,230.00
INDIGENOUS REMOTE COMMUNICATIONS ASSOCIATION ABORIGINAL AND TORRES STRAIT ISLANDERS CORPORATION	First Nations media industry COVID-19 emergency response	Charles	234,500.00
INDIGENOUS REMOTE COMMUNICATIONS ASSOCIATION ABORIGINAL AND TORRES STRAIT ISLANDERS CORPORATION	IBM - 2020-2021 - NT - CA - Provision of Remote Indigenous Media Organisation Support Services	Charles	864,183.00
INDIGENOUS WELLBEING CENTRE LTD	Indigenous Wellbeing Centre - Alcohol and Other Drugs	Bundaberg - City	504,546.00
INDULKANA ABORIGINAL SCHOOL	APY Recycling Education Signage	South MacDonnell Ranges	4,000.00
INGOMAR PASTORAL COMPANY PTY LTD	Ingomar Pastoral Company	Caloundra Tjutjunaku Worka Tjuta - Outer Homelands	50,999.42
IPIMA IKAYA ABORIGINAL CORPORATION RNTBC	Working Together to Look After Our Old People - Injinoo Cemetery and Unmarked Graves Project	Injinoo	54,540.00
IRIS UNDERWOOD	1000 Jobs Package Tranche One - Big Boys Indigenous Security	Cape York Wilderness	57,989.82
IRONBARK ABORIGINAL CORPORATION	Ironbark Indigenous Support	Brinkin - Nakara Farrar - Durack - Marlow Lagoon Howard Springs - Gunn Point	987,510.00
JAGUN AGED AND COMMUNITY CARE LIMITED	Girrawaa (Big Mob)	Coffs Harbour	60,000.00
JARLMADANGAH BURRU ABORIGINAL CORPORATION	Nykina Mangala School Safety Wellbeing and Resilience Activity	Laverton - Ngaanyatjarraku - Surrounds	41,790.00
JAWUN	Jawun Capacity Building	Adelaide - Central Beckenham Broome - Central Cairns - City Charles Glebe - Pyrmont - The Rocks Kununurra exc. Town Camps Nhulunbuy Redfern Shepparton Wyong - South-West	1,363,636.36
JIGALONG COMMUNITY INC	Remote Australia Strategies	East Pilbara - Surrounds	600,000.00
JIGALONG COMMUNITY INC	Jigalong Family & Youth Centre	East Pilbara - Surrounds	15,000.00

**Indigenous Advancement Strategy (IAS) grants decided and executed (grant agreement signed by both parties)
between 1 February 2020 and 30 September 2020**

Attachment A

Organisation Name	Activity Title	Delivery Locations	Amount \$ (GST Exclusive)
JILKMINGGAN SCHOOL	School Nutrition Project-Jilkminggan	Jilkminggan	3,000.00
JINIBARA PEOPLE ABORIGINAL CORPORATION RNTBC	Jinibara Economic and Cultural Development Project	Brisbane City - Inner North	818,000.00
JUDUMUL ADVISORY ABORIGINAL CORPORATION	Coolgardie Cemetery Unmarked Graves Project7	Coolgardie	75,982.50
JULALIKARI COUNCIL ABORIGINAL CORP	Ankinyi Wirranjiki Community Safety Patrol - Youth Patrol Project	Tennant Creek exc. Town Camps	330,000.00
JULALIKARI COUNCIL ABORIGINAL CORP	Ankinyi Wirranjiki Community Safety Patrol Project	Tennant Creek exc. Town Camps	1,571,800.00
JULUWARLU GROUP ABORIGINAL CORPORATION	IBM Ngaarda Media GWA 2020-21 Remote Indigenous Broadcasting	Roebourne	144,645.00
JUMBUN LIMITED	Jumbun Store - Oom-Bul-Mun Community Pantry	Jumbun	25,000.00
KAKADU NATIVE PLANTS PTY LTD	Weed and Fire Management Equipment	Jabiru	81,600.00
KALANO COMMUNITY ASSOCIATION ABORIGINAL CORPORATION	Mini Bus for Community Night Patrol	Katherine exc. Town Camps	50,000.00
KALANO COMMUNITY ASSOCIATION ABORIGINAL CORPORATION	Venndale Rehabilitation Service	Katherine exc. Town Camps	3,225,264.00
KALANO COMMUNITY ASSOCIATION ABORIGINAL CORPORATION	Venndale Rehabilitation Service	Katherine exc. Town Camps	51,000.00
KALANO COMMUNITY ASSOCIATION ABORIGINAL CORPORATION	Katherine Community Patrol	Katherine exc. Town Camps	294,440.00
KALKARINGI SCHOOL	School Nutrition Project - Kalkaringi	Elliott Surrounds - Outstations	7,000.00
KALUMBURU ABORIGINAL CORPORATION	Economic Development Roundtable	Kalumburu	4,538.00
KALUMBURU ABORIGINAL CORPORATION	Kalumburu Youth Program 2019-2022	Kalumburu	100,000.00
KAPANI WARRIOR PTY LTD	Kapani Aurukun Emergency Response and Community Recovery replenishment project 2020	Cairns - West	97,980.00
KAPANI WARRIOR PTY LTD	Kapani Warrior Ethos Programme 2020-2021	Narrabundah - Weston	300,000.00

**Indigenous Advancement Strategy (IAS) grants decided and executed (grant agreement signed by both parties)
between 1 February 2020 and 30 September 2020**

Attachment A

Organisation Name	Activity Title	Delivery Locations	Amount \$ (GST Exclusive)
KARAJARRI TRADITIONAL LANDS ASSOCIATION (ABORIGINAL CORPORATION) RNTBC	Karajarri Indigenous Protected Area Project	Broome - Surrounds (inc. Djarindjin - Lombadina)	1,007,987.00
KARAJARRI TRADITIONAL LANDS ASSOCIATION (ABORIGINAL CORPORATION) RNTBC	Karajarri Indigenous Rangers Project	Broome - Surrounds (inc. Djarindjin - Lombadina)	682,053.00
KATHERINE WEST HEALTH BOARD ABORIGINAL CORPORATION	Social and Emotional Wellbeing (SEWB)	Bulla Eley Roper - Surrounds Kalkarindji Katherine exc. Town Camps Pigeon Hole Tanami Outstations Timber Creek Yarralin	1,420,000.00
KATHERINE WOMEN'S INFORMATION & LEGAL SERVICE ASSOCIATION	Supplementary Legal Assistance	Katherine exc. Town Camps	566,088.00
KATHERINE WOMEN'S INFORMATION & LEGAL SERVICE ASSOCIATION	Indigenous Women's Program	Katherine exc. Town Camps	294,223.00
KATUNGUL ABORIGINAL CORPORATION REGIONAL HEALTH AND COMMUNITY SERVICES	Strong Families, Strong Communities	Batemans Bay Bega Narooma	332,400.00
KATUNGUL ABORIGINAL CORPORATION REGIONAL HEALTH AND COMMUNITY SERVICES	Koori Connections	Batemans Bay Bega Narooma	160,000.00
KERIBA-MINA ZENADH INDIGENOUS CORPORATION	Mabo Day Celebrations	Townsville	7,000.00
KIMBERLEY ABORIGINAL MEDICAL SERVICES LIMITED	Community Liaison Officers in the Kimberley	Balgo Beagle Bay Broome - North Broome - Surrounds (inc. Djarindjin - Lombadina) Halls Creek exc. Town Camps Kununurra exc. Town Camps Outer Derby - West Kimberley Wyndham	330,000.00
KIMBERLEY COMMUNITY LEGAL SERVICES INC	Indigenous Women's Program	Kununurra exc. Town Camps	297,465.00
KIMBERLEY GROUP TRAINING INC	VTEC - KGT Services 2020	Kununurra exc. Town Camps	709,997.00
KIMBERLEY LAND COUNCIL ABORIGINAL CORPORATION	Native Title Representation and Services	Broome - Central	4,792,075.00
KIMBERLEY STOLEN GENERATION ABORIGINAL CORPORATION	National Link-Up Leadership Forum Support	Broome - Central	10,000.00

**Indigenous Advancement Strategy (IAS) grants decided and executed (grant agreement signed by both parties)
between 1 February 2020 and 30 September 2020**

Attachment A

Organisation Name	Activity Title	Delivery Locations	Amount \$ (GST Exclusive)
KIMBERLEY STOLEN GENERATION ABORIGINAL CORPORATION	Kimberley Stolen Generation	Broome - Central Fitzroy Crossing - Surrounds Halls Creek exc. Town Camps Kununurra exc. Town Camps Outer Derby - West Kimberley Wyndham	2,197,774.00
KINCHELA BOYS HOME ABORIGINAL CORPORATION	Cultural Healing Camps	Kempsey - Surrounds Redfern	105,000.00
KOONIBBA COMMUNITY ABORIGINAL CORPORATION	Koonibba Store Water and Car Park	Koonibba	38,000.00
KOONIBBA COMMUNITY ABORIGINAL CORPORATION	Koonibba Community Internet Access and improved IT project	Koonibba	42,000.00
KOONIBBA COMMUNITY ABORIGINAL CORPORATION	Far West Coast of South Australia Empowered Communities Region Backbone Organisation	Koonibba	1,300,000.00
KOORIE WOMEN MEAN BUSINESS INCORPORATED	Aboriginal Women in Business	Melbourne - Central	70,000.00
KOWANYAMA ABORIGINAL SHIRE COUNCIL	IBM-2020-21-FNQ-Kowanyama Aboriginal Shire Council	Kowanyama	56,634.00
KOYA ABORIGINAL CORPORATION	Kaat Koort n Horizons Participation Support Project	Midland - Viveash	96,720.00
KUDITJ PTY LTD	IBM- Provision of Indigenous Radio Service	Canning - North-East Perth - Central	452,673.00
KUDITJ PTY LTD	Waabiny Time Playgroup Mobility	Canning - North-East	95,000.00
KUNUNURRA WARINGARRI ABORIGINAL CORPORATION	Kununurra Youth Service	Kununurra exc. Town Camps	225,000.00
LA PEROUSE LOCAL ABORIGINAL LAND COUNCIL	La Perouse Youth Officer	La Perouse	70,000.00
LAJAMANU SCHOOL COUNCIL INC	School Nutrition Project - Lajamanu	Elliott Surrounds - Outstations	7,000.00
LARRAKIA DEVELOPMENT CORPORATION PTY LTD	Larrakia Cultural Centre Design and Planning	Marrara - Winnellie - Berrimah	2,000,000.00
LARRAKIA NATION ABORIGINAL CORPORATION	Community Night Patrol	Coconut Grove - Ludmilla	668,685.10
LAYNHAPUY HOMELANDS ABORIGINAL CORPORATION	Housing Supplement	Nhulunbuy Yirrkala	25,000.00
LINK-UP (NSW) ABORIGINAL CORPORATION	Link Up Social and Emotional Wellbeing Services	Tregear - Ropes Crossing	4,671,080.00

**Indigenous Advancement Strategy (IAS) grants decided and executed (grant agreement signed by both parties)
between 1 February 2020 and 30 September 2020**

Attachment A

Organisation Name	Activity Title	Delivery Locations	Amount \$ (GST Exclusive)
LINK-UP (QLD) ABORIGINAL CORP	Link-Up Services 2020-2022	Brisbane City - Inner South Cairns - City	4,843,526.00
LITERACY FOR LIFE FOUNDATION LIMITED	Adult Literacy Campaign 2020-22 Collarenebri	Glebe - Pyrmont - The Rocks	500,000.00
LIVES LIVED WELL LTD.	Shanty Creek Residential Rehabilitation Service	Gold Coast	178,860.00
LIVES LIVED WELL LTD.	Shanty Creek Residential Rehabilitation Service 2020 - 2023	Gold Coast	5,612,086.00
LOCKHART RIVER ABORIGINAL SHIRE COUNCIL	IBM-2020-21-FNQ- Lockhart River Aboriginal Shire Council	Lockhart River	33,715.00
LYCHEE RIVER PTY LTD	1000 Jobs Tranche Two Lychee River Pty Ltd	Bourke	100,776.36
MABUNJI ABORIGINAL RESOURCE INDIGENOUS CORPORATION	IBM 2020 2021 NT TETI IRS Provision of Indigenous Radio Service	Borrooloola exc. Mara - Yanyula	70,782.00
MABUNJI ABORIGINAL RESOURCE INDIGENOUS CORPORATION	Borrooloola Safe House	Borrooloola exc. Mara - Yanyula	518,192.00
MACDONNELL REGIONAL COUNCIL	School Nutrition Project - Areyonga, Finke, Haasts Bluff , Imanpa, Titjikala	Apatula (Finke) Haasts Bluff and Outstations Imanpa (Mount Ebenezer) Titjikala Tjuwanpa Outstations	31,000.00
MACDONNELL REGIONAL COUNCIL	Youth Development Program	Amoonguna Haasts Bluff and Outstations Hermannsburg Mount Johns Papunya Santa Teresa (Ltyentye Purte) Titjikala Tjuwanpa Outstations Walungurru (Kintore) Walungurru Outstations	173,500.00
MACKAY & DISTRICT ABORIGINAL & ISLANDER MEDIA ASSOCIATION LIMITED	IBM-202021-GNQ-Mackay and District Aboriginal and Islander Media Association Limited (My105.9FM)	Mackay Proserpine - Whitsunday	359,655.00
MADEC AUSTRALIA	MADEC IWS 2020	Mildura	855,159.00

**Indigenous Advancement Strategy (IAS) grants decided and executed (grant agreement signed by both parties)
between 1 February 2020 and 30 September 2020**

Attachment A

Organisation Name	Activity Title	Delivery Locations	Amount \$ (GST Exclusive)
MAI WIRU REGIONAL STORES COUNCIL ABORIGINAL CORPORATION	School Nutrition Project - Yuendumu	Yuendumu and Outstations	22,000.00
MAMABULANJIN ABORIGINAL CORPORATION	Kullarri Day Patrol	Broome - Central	225,000.00
MANDINGALBAY YIDINJI ABORIGINAL CORPORATION RNTBC	MYAC Eco-Tourism Vessel Tech Support	Gordonvale	38,200.00
MANINGRIDA SCHOOL COUNCIL INC	School Nutrition Program	Maningrida	6,000.00
MARATHON HEALTH LTD	Condobolin Wiradjuri Wellness Project	Dubbo - North	852,216.00
MARAWAR PTY LTD	Building Marawar Project	Perth - West	216,000.00
MARIST YOUTH CARE LIMITED	Daramu Indigenous Youth Services 2019-2020	Blacktown - South	985,404.00
MARIST YOUTH CARE LIMITED	Mudjin Byala Family Yarning Circles for Education 2019-2022	Blacktown - South Hebersham	324,664.00
MARNGARR RESOURCE CENTRE ABORIGINAL CORPORATION	Roof and flooring upgrade for Gunyangara Early Learning Centre (RMDF)	Gunyangara	65,000.00
MARNGARR RESOURCE CENTRE ABORIGINAL CORPORATION	School Nutrition Project - Gunyangara, Birritjimi and Galupa	Gunyangara	5,000.00
MARNINWARNTIKURA FITZROY WOMEN'S RESOURCE CENTRE (ABORIGINAL CORPORATION)	Shared Services	Junjuwa	320,000.00
MARNINWARNTIKURA FITZROY WOMEN'S RESOURCE CENTRE (ABORIGINAL CORPORATION)	Family Violence Prevention Legal Unit	Junjuwa	19,131.81
MARNINWARNTIKURA FITZROY WOMEN'S RESOURCE CENTRE (ABORIGINAL CORPORATION)	Marnin Studio - Designing Our Future	Junjuwa	120,000.00
MARNINWARNTIKURA FITZROY WOMEN'S RESOURCE CENTRE (ABORIGINAL CORPORATION)	Building Skills and Knowledge of Intergenerational Trauma	Junjuwa	25,000.00
MARNINWARNTIKURA FITZROY WOMEN'S RESOURCE CENTRE (ABORIGINAL CORPORATION)	Marninwarntikura Business Hub	Junjuwa	95,000.00
MARRIN WEEJALI ABORIGINAL CORPORATION	Marrin Weejali Counselling Services for Western Sydney	Blackett	1,110,780.00
MENTAL HEALTH FIRST AID INTERNATIONAL	Indigenous Mental Health First Aid 2020-2023	Melbourne - Central	1,260,000.00

**Indigenous Advancement Strategy (IAS) grants decided and executed (grant agreement signed by both parties)
between 1 February 2020 and 30 September 2020**

Attachment A

Organisation Name	Activity Title	Delivery Locations	Amount \$ (GST Exclusive)
MERRIMANS LOCAL ABORIGINAL LANDS COUNCIL	Umbara Culture Centre Kitchen Project - Wallaga Lake Koori Village	Eurobodalla	12,000.00
MIDWEST ABORIGINAL MEDIA ASSOCIATION INCORPORATED	IBM-2020-21-GWA-Midwest Aboriginal Media Association	Geraldton - Central	326,993.00
MILLIYA RUMURRA ABORIGINAL CORPORATION	Kimberley Alcohol and Other Drug Services	Broome - Surrounds (inc. Djarindjin - Lombadina)	3,475,892.58
MILLIYA RUMURRA ABORIGINAL CORPORATION	Kimberley Alcohol and Other Drug Services	Broome - Surrounds (inc. Djarindjin - Lombadina)	123,000.00
MIRNIRRI ABORIGINAL CORPORATION	School Nutrition Project - Ali Curung	Ali Curung	9,000.00
MIRNIRRI ABORIGINAL CORPORATION	School Nutrition Project - Murray Downs	Julalikari - Outstations	5,000.00
MITHAKA ABORIGINAL CORPORATION RNTBC	Mithaka Management and Economic Development	Winton	760,000.00
MIWATJ HEALTH ABORIGINAL CORPORATION	Regional Safe Communities Project	Gunyangara Marthakal Homelands exc. Galiwinku Nhulunbuy	184,153.00
MONEY MOB TALKABOUT LIMITED	APY Whitegoods project	Charles	27,388.00
MOOGJI ABORIGINAL COUNCIL EAST GIPPSLAND INC	Youth Project	East Gippsland	100,000.00
MOREE SPORTS HEALTH ARTS AND EDUCATION ACADEMY ABORIGINAL CORPORATION	Moree SHAE Academy	Moree - South	1,395,660.00
MORRGUL PTY LTD	COVID-19 Business Essentials Toolkit for Aboriginal Businesses in the Kimberley	Broome - Central	10,000.00
MORRGUL PTY LTD	Business Model Reviews	Broome - Central	50,000.00
MOUNT ISA ABORIGINAL COMMUNITY CONTROLLED HEALTH SERVICES LIMITED	Normanton Recovery and Community Wellbeing Service (NRCWS)	Mount Isa exc. Camooweal Normanton	6,805,840.00
MOUNT ISA ABORIGINAL MEDIA ASSOCIATION (ABORIGINAL CORPORATION)	IBM-2020-21- GNQ - Mount Isa Aboriginal Media Association	Mount Isa exc. Camooweal	289,038.00
MT MORGANS WA MINING PTY LTD	Providing Employment Opportunities in Mining Tranche One	South Perth	92,219.05
MUDA ABORIGINAL CORPORATION	IBM-2020-2021-NSW-WNSW-IRS-Provision Indigenous Radio Services Muda AC	Bourke - Surrounds	171,145.00

**Indigenous Advancement Strategy (IAS) grants decided and executed (grant agreement signed by both parties)
between 1 February 2020 and 30 September 2020**

Attachment A

Organisation Name	Activity Title	Delivery Locations	Amount \$ (GST Exclusive)
MUDYALA ABORIGINAL CORPORATION	Community Preschool Engagement Program	Yamba - Surrounds	120,000.00
MUDYALA ABORIGINAL CORPORATION	Clarence Valley Aboriginal Children and Youth Program - Linking Culture to School	Yamba - Surrounds	235,400.00
MULUNGU ABORIGINAL CORPORATION PRIMARY HEALTH CARE SERVICE	Mulungu Oral Health Facility	Mareeba	100,000.00
MUNGOORBADA ABORIGINAL CORPORATION	School Nutrition Project Robinson River	Borrooloola exc. Mara - Yanyula	14,000.00
MURDI PAAKI SERVICES LTD	Murdi Paaki Services	Cobar	3,129,096.00
MURRAY VALLEY ABORIGINAL CO-OPERATIVE LIMITED	ALCOHOL AND OTHER DRUGS - WELLBEING PROJECT	Swan Hill - Robinvale	664,014.00
MURRAY VALLEY ABORIGINAL CO-OPERATIVE LIMITED	ALCOHOL AND OTHER DRUGS - WELLBEING PROJECT	Swan Hill - Robinvale	221,338.00
NAMATJIRA HAVEN LIMITED	Gulghwen Change Program	Ballina - Surrounds	2,652,736.00
NATIONAL ABORIGINAL COMMUNITY CONTROLLED HEALTH ORGANISATION	Closing the Gap Aboriginal and Torres Strait Islander Data Project	Braddon - Kowen	1,499,965.73
NATIONAL ASSOCIATION OF COMMUNITY LEGAL CENTRES	FVPLS - Data Support and Training	Glebe - Pyrmont - The Rocks	75,000.00
NATIONAL ASSOCIATION OF COMMUNITY LEGAL CENTRES	Family Violence Prevention Legal Services Replacement Database	Glebe - Pyrmont - The Rocks	75,000.00
NATIONAL INDIGENOUS RADIO SERVICE LIMITED	IBM 2020.21 Indigenous Broadcasting NIRS	Brisbane City - Inner South	358,798.00
NATIONAL NATIVE TITLE COUNCIL LTD	Native title compensation information project	Beckenham	800,000.00
NATIONAL RUGBY LEAGUE LIMITED	National Rugby League – School to Work – 2020-2023	Blaxland - Glenbrook Blue Mountains - Surrounds Darlinghurst - Paddington - Surry Hills Glendenning Gold Coast Greater Dandenong Kogarah Parramatta - North-West Penrith - South Whittlesea	6,800,000.00

**Indigenous Advancement Strategy (IAS) grants decided and executed (grant agreement signed by both parties)
between 1 February 2020 and 30 September 2020**

Attachment A

Organisation Name	Activity Title	Delivery Locations	Amount \$ (GST Exclusive)
NEW HORIZONS ENTERPRISES LIMITED	Ngulliboo Muggi Joongurra Project (All of Us Strong Pelican)	Hunters Hill - Ryde Tweed Heads	167,659.00
NGAANYATJARRA MEDIA (ABORIGINAL CORPORATION)	IBM-2020-21-GWA- NG Media	Laverton - Ngaanyatjarraku - Surrounds	850,000.00
NGAANYATJARRA PITJANTJATJARA YANKUNYTJATJARA WOMEN'S COUNCIL (ABORIGINAL CORPORATION)	Family Violence Prevention Legal Service - NPY Women's Council Domestic and Family Violence Service	Charles	2,117,932.00
NGAANYATJARRA PITJANTJATJARA YANKUNYTJATJARA WOMEN'S COUNCIL (ABORIGINAL CORPORATION)	Family Violence Prevention Legal Service - NPY Women's Council Domestic and Family Violence Service	Charles	19,131.81
NGAIMPE ABORIGINAL CORPORATION	The Glen	Wyong - South-West	1,606,230.00
NGALLA MAYA ABORIGINAL CORPORATION	First Peoples Critical Response Support	Belmont - North Rivervale	1,250,000.00
NGANAMPA HEALTH COUNCIL INC	Social and Emotional Wellbeing (APY Lands)	Amata - Tjurma Homelands Charles Indulkana and Indulkana Homelands Kaltjiti (Fregon) and Irintata Homelands Mimili and Mimili Homelands Pipalyatjara Pukatja (Ernabella)	1,115,460.00
NGANAMPA HEALTH COUNCIL INC	Social and Emotional Wellbeing (SEWB) services for the APY Lands	Amata - Tjurma Homelands Charles Indulkana and Indulkana Homelands Kaltjiti (Fregon) and Irintata Homelands Mimili and Mimili Homelands Pipalyatjara Pukatja (Ernabella)	94,000.00
NGANGGANAWILI ABORIGINAL COMMUNITY CONTROLLED HEALTH AND MEDICAL SERVICES ABORIGINAL CORPORATION	Reduced substance abuse and harm	Wiluna	876,235.00
NGNOWAR AERWAH ABORIGINAL CORPORATION	Seven Mile Rehabilitation Centre in the East Kimberley	North-East Kimberley	2,441,952.00
NGNOWAR AERWAH ABORIGINAL CORPORATION	Seven Mile Rehabilitation Centre in the East Kimberley	North-East Kimberley	100,000.00

**Indigenous Advancement Strategy (IAS) grants decided and executed (grant agreement signed by both parties)
between 1 February 2020 and 30 September 2020**

Attachment A

Organisation Name	Activity Title	Delivery Locations	Amount \$ (GST Exclusive)
NGUIU ULLINTJINNI ASSOCIATION INC	Ranku Bush Orders 2	Wurrumiyanga (Nguuu)	50,440.00
NGUKURR COMMUNITY EDUCATION CENTRE SCHOOL COUNCIL	School Nutrition Project-Ngukurr	Ngukurr	12,000.00
NGUNGA GROUP WOMEN'S ABORIGINAL CORPORATION	Womens Bush Meeting	Outer Derby - West Kimberley	10,000.00
NGUNGA GROUP WOMEN'S ABORIGINAL CORPORATION	Ngunga Group Women's Business and Marketing Plan	Outer Derby - West Kimberley	10,000.00
NGUNGA GROUP WOMEN'S ABORIGINAL CORPORATION	West Kimberley Early Childhood Care and Development Activity	Outer Derby - West Kimberley	89,600.00
NGWALA WILLUMBONG ABORIGINAL CORPORATION	AoD Residential Rehabilitation Programme	Port Phillip	3,758,877.00
NGWALA WILLUMBONG ABORIGINAL CORPORATION	AoD Residential Rehabilitation Programme	Port Phillip	53,137.48
NIRRUMBUK ABORIGINAL CORPORATION	Pinakarra Youth Diversion	Broome - Central	100,000.00
NITJPURRU ABORIGINAL CORPORATION	School Nutrition Project - Pigeon Hole	Elsey Roper - Surrounds	14,500.00
NORTH AUSTRALIAN ABORIGINAL FAMILY LEGAL SERVICE - ABORIGINAL CORPORATION	North Australian Aboriginal Family Legal Service	Brinkin - Nakara Katherine exc. Town Camps	19,131.81
NORTH AUSTRALIAN ABORIGINAL JUSTICE AGENCY LTD	Youth Justice Advocacy Coordinator - Central Australia	Charles	113,062.00
NORTH AUSTRALIAN ABORIGINAL JUSTICE AGENCY LTD	Supplementary Legal Assistance - Central	Darwin - Central	3,106,617.00
NORTH AUSTRALIAN ABORIGINAL JUSTICE AGENCY LTD	Supplementary Legal Assistance	Darwin - Central	4,036,095.00
NORTH AUSTRALIAN ABORIGINAL JUSTICE AGENCY LTD	Kunga Stopping Violence Program	Charles	1,060,954.00
NORTH QUEENSLAND LAND COUNCIL NATIVE TITLE REPRESENTATIVE BODY ABORIGINAL CORPORATION	Native Title Representation and Services	Manunda - Portsmith	3,862,854.00
NORTHAMPTON OLD SCHOOL COMMUNITY INITIATIVE INC	Engagement and Diversionary Project	Northampton	84,505.00
NORTHERN LAND COUNCIL	Native Title Representation and Services	Darwin - Central	2,339,177.00

**Indigenous Advancement Strategy (IAS) grants decided and executed (grant agreement signed by both parties)
between 1 February 2020 and 30 September 2020**

Attachment A

Organisation Name	Activity Title	Delivery Locations	Amount \$ (GST Exclusive)
NORTHERN LAND COUNCIL	Traditional Owner Vision for the future of the Gove Peninsula	Nhulunbuy	50,000.00
NORTHERN TERRITORY LEGAL AID COMMISSION	Supplementary Legal Assistance	Darwin - Central	1,953,960.00
NORTHERN TERRITORY OF AUSTRALIA	Legal Interpreting Services	Darwin - Central	2,394,000.00
NOUS GROUP PTY. LTD.	Finalisation of WAAPI Partnership Agreement	Bardi (One Arm Point) Broome - Surrounds (inc. Djarindjin - Lombadina) Melbourne - Central	25,000.00
NPA FAMILY AND COMMUNITY SERVICES ABORIGINAL & TORRES STRAIT ISLANDER CORPORATION	Social Emotional Wellbeing Project	Cape York Wilderness	332,400.00
NPA FAMILY AND COMMUNITY SERVICES ABORIGINAL & TORRES STRAIT ISLANDER CORPORATION	Social Emotional Wellbeing Project	Cape York Wilderness	95,684.00
NTJAMINYA GENERAL STORE ABORIGINAL CORPORATION	School Nutrition Project - Engawala	Engawala	65,232.00
NTS GOLDFIELDS LTD	Native Title Representation and Services	Perth - Central	2,170,500.00
NTSCORP LIMITED	Native Title Representation and Services	Redfern	3,061,000.00
NUNKUWARRIN YUNTI OF SOUTH AUSTRALIA INCORPORATED	Link-Up and Social and Emotional Wellbeing Services	Adelaide - Central	1,698,235.00
NUNKUWARRIN YUNTI OF SOUTH AUSTRALIA INCORPORATED	Link-Up and Social and Emotional Wellbeing Services	Adelaide - Central	92,341.00
NUNKUWARRIN YUNTI OF SOUTH AUSTRALIA INCORPORATED	Ngangkari Healing Service at Nunkuwarrin Yunti	Adelaide - Central Onkaparinga - North Coast Playford - East	20,000.00
NYAMBA BURU YAWURU LTD	Yawuru Indigenous Rangers Project	Minyirr - Cable Beach	675,475.00
NYIMARI PTY LTD	Indigenous Youth Leadership Training	Roebourne	240,500.00
NYIRRIPI ABORIGINAL CORPORATION	School Nutrition Project - Nyirripi	Tanami Outstations	79,616.00
NYOONGAR OUTREACH SERVICES INCORPORATED	Nyoongar Outreach Service	Perth - Central	88,965.00
ON COMMON COUNTRY PTY LTD	Townsville Indigenous Employment Initiative	Gold Coast	250,000.00
ONE TREE COMMUNITY SERVICES INC	School Nutrition Project - Yarralin	Belmont - North Yarralin	30,800.00

**Indigenous Advancement Strategy (IAS) grants decided and executed (grant agreement signed by both parties)
between 1 February 2020 and 30 September 2020**

Attachment A

Organisation Name	Activity Title	Delivery Locations	Amount \$ (GST Exclusive)
ORANA HAVEN ABORIGINAL CORPORATION	Orana Haven Residential Drug and Alcohol Rehabilitation Services	Brewarrina - Surrounds	3,253,273.00
ORANGE LOCAL ABORIGINAL LAND COUNCIL	Mirganha Program	Orange - Central	1,334,672.00
ORD VALLEY ABORIGINAL HEALTH SERVICES ABORIGINAL CORPORATION	Social and Emotional Wellbeing 2020	Kununurra exc. Town Camps	419,108.00
OUTBACK ACADEMY AUSTRALIA LIMITED	Employment and Business Development and Start-Up for the Murray Corridor Enterprises Group	Maroondah	99,590.00
OUTBACK ACADEMY AUSTRALIA LIMITED	Business Support Murray River Indigenous Organisations and East West Alliance	Maroondah	29,000.00
PALM ISLAND ABORIGINAL COUNCIL	Palm Island Skills Audit	Palm Island	15,000.00
PALMERSTON ASSOCIATION INC	Reduce Substance Misuse Project	Albany - Central Perth - West	698,676.31
PANGULA MANNAMURNA ABORIGINAL CORPORATION	Aboriginal Parenting Program	Mount Gambier	75,000.00
PAPUNYA COMMUNITY STORE ABORIGINAL CORPORATION	School Nutrition Project - Papunya	Papunya	10,520.00
PERTH OBSERVATORY VOLUNTEER GROUP INC	Worl Wangkiny Opening Ceremony	Kalamunda - Surrounds	10,000.00
PIKA WIYA HEALTH SERVICE ABORIGINAL CORPORATION	The Social and Emotional Wellbeing Program	Leigh Creek - Copley Port Augusta - Central Port Augusta - West	121,100.00
PIKA WIYA HEALTH SERVICE ABORIGINAL CORPORATION	The Social and Emotional Wellbeing Program	Port Augusta - Central	332,421.00
PILBARA & KIMBERLEY ABORIGINAL MEDIA ABORIGINAL CORPORATION	IBM - 2020-21 - WA - KIM - RIMO - Provision of Remote Indigenous Media Organisation support services	Bardi (One Arm Point) Bidyadanga Broome - Central Broome - Surrounds (inc. Djarindjin - Lombadina) Great Sandy Desert Kalumburu Looma Warmun	1,020,539.00
PILBARA COMMUNITY LEGAL SERVICE INCORPORATED	Indigenous Women's Program	Karratha	293,737.00
PINE CREEK SCHOOL COUNCIL	School Nutrition Project Pine Creek	Pine Creek	3,000.00

**Indigenous Advancement Strategy (IAS) grants decided and executed (grant agreement signed by both parties)
between 1 February 2020 and 30 September 2020**

Attachment A

Organisation Name	Activity Title	Delivery Locations	Amount \$ (GST Exclusive)
PINTUPI HOMELANDS HEALTH SERVICE ABORIGINAL CORPORATION	School Nutrition Project - Kintore	Walungurru (Kintore)	21,224.00
PIPALYATJARA ABORIGINAL SCHOOL	Upgrade to the Pipalyatjara community basketball court, floor and lighting.	Pipalyatjara	15,000.00
PITJANTJATJARA YANKUNYTJATJARA MEDIA (ABORIGINAL CORPORATION)	IBM-2020-21 SA PY Media	Charles	662,088.00
PIUS X ABORIGINAL CORPORATION	Social and Emotional Wellbeing program Moree	Moree - South	332,400.00
POLICE CITIZENS YOUTH CLUBS NSW LTD	Get Fit @ PCYC	Mount Druitt - Whalan Taree	165,000.00
POLICE CITIZENS YOUTH CLUBS NSW LTD	Get Fit @ PCYC	Mount Druitt - Whalan Taree Walgett	165,000.00
PORMPUR PAANTHU ABORIGINAL CORPORATION	Social Emotional Wellbeing Project	Pormpuraaw	332,409.00
PORMPUR PAANTHU ABORIGINAL CORPORATION	Alcohol and Drugs Treatment and Support Program	Pormpuraaw	1,100,303.00
PORMPUR PAANTHU ABORIGINAL CORPORATION	Substance Misuse Program	Pormpuraaw	26,000.00
PORMPUR PAANTHU ABORIGINAL CORPORATION	Social and Emotional Wellbeing Program	Pormpuraaw	35,000.00
PORMPURA AW ABORIGINAL SHIRE COUNCIL	Pormpuraaw Aboriginal Shire Council - Splash Park Attendees	Pormpuraaw	48,210.04
PORT AUGUSTA YOUTH CENTRE INCORPORATED	Sports and Recreational & Youth Development Programme	Port Augusta - Central	435,000.00
POSTRAK RICKY J & ANDREA M	1000 Jobs Package Tranche One Postrak Ricky J & Andrea M	Tennant Creek exc. Town Camps	149,330.84
PURANYANGU-RANGKA KERREM (ABORIGINAL RADIO) ABORIGINAL CORPORATION	IBM-2020-21-KIM-PURANYANGU-RANGKA KERREM (ABORIGINAL RADIO) ABORIGINAL CORPORATION	Halls Creek exc. Town Camps	362,842.00
PURANYANGU-RANGKA KERREM (ABORIGINAL RADIO) ABORIGINAL CORPORATION	IBM - 2017 - 20 - WA - KIM - IRS - Provision of Indigenous Radio Services	Halls Creek exc. Town Camps	362,842.00
QUANDAMOOKA YOOLOOBURRABEE ABORIGINAL CORPORATION RNTBC	QYAC PBC Economic Transition Program	Redland	102,000.00
QUEENSLAND ABORIGINAL & ISLANDER CORP ALCOHOL & DRUG DEPENDENCE SERVICES	Residential & Outreach Services - Substance Misuse Services	Brisbane City - Inner North	1,334,377.00

**Indigenous Advancement Strategy (IAS) grants decided and executed (grant agreement signed by both parties)
between 1 February 2020 and 30 September 2020**

Attachment A

Organisation Name	Activity Title	Delivery Locations	Amount \$ (GST Exclusive)
QUEENSLAND INDIGENOUS FAMILY VIOLENCE LEGAL SERVICE (QIFVLS) ABORIGINAL CORPORATION	Family Violence Prevention Legal Service	Cairns - City	13,929,834.00
QUEENSLAND INDIGENOUS FAMILY VIOLENCE LEGAL SERVICE (QIFVLS) ABORIGINAL CORPORATION	- Family Violence Prevention Legal Service	Brisbane City - Inner North Cairns - City Mount Isa exc. Camooweal Rockhampton Townsville	92,083.68
QUEENSLAND POLICE-CITIZENS YOUTH WELFARE ASSOCIATION	Horn Island EPCL Programme	Brisbane City - Outer East	195,000.00
QUEENSLAND POLICE-CITIZENS YOUTH WELFARE ASSOCIATION	Provision of Indigenous Radio Services	Brisbane City - Outer East	70,000.00
QUEENSLAND REMOTE ABORIGINAL MEDIA ABORIGINAL CORPORATION	IBM-2020-21-FNQ-Queensland Remote Aboriginal Media	Mount Whitfield	624,224.00
QUEENSLAND SOUTH NATIVE TITLE SERVICES LIMITED	Native Title Representation and Services	Brisbane City - Inner North	5,284,200.00
RADIO LARRAKIA ABORIGINAL CORPORATION	IBM-2020-21-TETI- Radio Larrakia Aboriginal Corporation	Darwin - Central	947,311.00
RAINBOW GATEWAY LIMITED	Pursuit of Excellence	Mount Isa exc. Camooweal	75,000.00
RAINBOW GATEWAY LIMITED	School Nutrition Project - Ampilatwatja	Barkly Tablelands - Outstations	6,000.00
RAMINGINING CEC COUNCIL	School Nutrition Project - Ramingining School	Ramingining	13,000.00
RECONCILIATION AUSTRALIA LIMITED	Improving Relationships between Indigenous & non Indigenous Australians - (extension)	Narrabundah - Weston	10,800,000.00
RECONCILIATION AUSTRALIA LIMITED	Improving Relationships between Indigenous & non Indigenous Australians	Narrabundah - Weston	10,800,000.00
RED RIDGE (INTERIOR QUEENSLAND) LIMITED	Teal Street Iningai Park, Longreach Integrated Cultural Connectedness Education and Learning	Blackall - Tambo	30,000.00
RED RIDGE (INTERIOR QUEENSLAND) LIMITED	1000 Jobs Package Tranche One Red Ridge Interior Queensland	Blackall - Tambo	50,999.42
REDFERN YOUTH CONNECT (AUSTRALIA) LIMITED	Redfern Youth Connect - Drop-in Centre	Redfern	165,000.00
REDFERN YOUTH CONNECT (AUSTRALIA) LIMITED	Redfern Youth Connect - Youth Officer	Canterbury	70,000.00
REGIONAL ALLIANCE WEST INCORPORATED	Indigenous Women's Program	Geraldton - Central	297,465.00

**Indigenous Advancement Strategy (IAS) grants decided and executed (grant agreement signed by both parties)
between 1 February 2020 and 30 September 2020**

Attachment A

Organisation Name	Activity Title	Delivery Locations	Amount \$ (GST Exclusive)
REGIONAL ENTERPRISE DEVELOPMENT INSTITUTE LTD	IBM 2020 21 NSW Western Wilcannia River Radio Provision of Indigenous Radio Services	Dubbo - East	356,642.00
REGIONAL ENTERPRISE DEVELOPMENT INSTITUTE LTD	Barkindji Suicide Prevention Network program delivery support	Dubbo - East	5,000.00
REGIONAL YOUTH SUPPORT SERVICES INC	Adult Through Care Co-design and Implementation	Gosford - West	979,761.00
RIVERINA MEDICAL & DENTAL ABORIGINAL CORP	Social and Emotional Wellbeing Programme	Wagga Wagga - North	664,800.00
RMRA ENTERPRISES PTY LTD	Aboriginal Eldership and Leadership Project	Albury - West	15,000.00
RMRA ENTERPRISES PTY LTD	RMRA Community Gathering Project	Albury - West	50,000.00
RONALD SINGH	1,000 Jobs Package Tranche Two - Singh Ronald Peter	Palm Island	50,999.42
ROPER GULF REGIONAL COUNCIL	IBM-2020-21-NT-TETI-Roper Gulf Regional Council	Barunga Bulman - Weemol Ngukurr Numbulwar and Outstations Wugular (Beswick)	199,290.00
ROPER GULF REGIONAL COUNCIL	Indigenous Sport and Recreation Project	Barunga Borroloola exc. Mara - Yanyula Bulman - Weemol Elsey Roper - Surrounds Jilkminggan Katherine exc. Town Camps Ngukurr Numbulwar and Outstations Wugular (Beswick)	777,509.00
ROPER GULF REGIONAL COUNCIL	School Nutrition Project - Bulman	Elsey Roper - Surrounds Katherine exc. Town Camps	6,000.00
SALTBUSH SOCIAL ENTERPRISES LIMITED	School Nutrition Project - Elliott	Elliott	35,769.54
SCOTDESCO ABORIGINAL CORPORATION	Womens Programme	South-West Coast	30,000.00
SHANE CARROLL & ASSOCIATES PTY. LTD.	Strengthening leadership and capacity of native title organisations	Melbourne - Central	500,000.00
SHEPHERDSON COLLEGE	School Nutrition Project - Galiwinku	Galiwinku	12,000.00
SHINE BRIGHT EYM	Loddon Mallee Kindergarten Project	Bendigo	60,000.00

**Indigenous Advancement Strategy (IAS) grants decided and executed (grant agreement signed by both parties)
between 1 February 2020 and 30 September 2020**

Attachment A

Organisation Name	Activity Title	Delivery Locations	Amount \$ (GST Exclusive)
SHIRE OF HALLS CREEK	Olabud Doogethu Youth Diversion Program	Halls Creek exc.Town Camps	150,000.00
SKYAN FERNANDO	Sista Bro Speak Queanbeyan	Queanbeyan	5,000.00
SOUTH AUSTRALIAN NATIONAL FOOTBALL LEAGUE INC	Junior Sports	Adelaide - Central Amata - Tjurma Homelands Charles South-West Coast	570,000.00
SOUTH AUSTRALIAN NATIONAL FOOTBALL LEAGUE INC	APY League	Adelaide - Central Indulkana and Indulkana Homelands Kalka and Homelands Kaltjiti (Fregon) and Irintata Homelands Kanpi - Nyapari - Angatja Lake Eyre - Lake Torrens Mimili and Mimili Homelands Walungurru Outstations	473,100.00
SOUTH AUSTRALIAN NATIVE TITLE SERVICES LTD	Native Title Representation and Services	Adelaide - Central	5,859,050.00
SOUTH COAST MEDICAL SERVICE ABORIGINAL CORPORATION	Safety and Wellbeing Programme	Nowra	1,090,290.00
SOUTH COAST MEDICAL SERVICE ABORIGINAL CORPORATION	Aboriginal Mentor and Counselling Project	Nowra	555,280.00
SOUTH COAST MEDICAL SERVICE ABORIGINAL CORPORATION	Alcohol and other drugs treatment service	Nowra	2,235,546.00
SOUTH COAST WOMENS HEALTH & WELFARE ABORIGINAL CORPORATION	Deadly Culture	Culburra - Orient Point Nowra Shoalhaven	135,000.00
SOUTH COAST WOMENS HEALTH & WELFARE ABORIGINAL CORPORATION	Deadly Women	Nowra	460,890.00
SOUTH EAST AUSTRALIAN ABORIGINAL JUSTICE SERVICES LIMITED	Victorian Custodial Notification Service	Bairnsdale Ballarat Glenelg North - Heywood Mildura Morwell Preston Shepparton Swan Hill	2,250,000.00
SOUTH WEST ABORIGINAL LAND & SEA COUNCIL ABORIGINAL CORPORATION	Native Title Representative Body and Service Provider Functions	Beckenham	2,000,000.00
SOUTH WEST INDIGENOUS NETWORK INC	South West QLD Indigenous Sport and Recreation Program	Toowoomba - Central	416,298.00

**Indigenous Advancement Strategy (IAS) grants decided and executed (grant agreement signed by both parties)
between 1 February 2020 and 30 September 2020**

Attachment A

Organisation Name	Activity Title	Delivery Locations	Amount \$ (GST Exclusive)
SOUTH WEST INDIGENOUS NETWORK INC	Employment of Cunnamulla Indigenous Sport and Recreation Officer and Small Grants South East Queensland Coordinator	Toowoomba - Central	750,000.00
SOUTHERN ABORIGINAL CORP	Family Violence Prevention Legal Service - Albany Family Violence Unit	Albany - Central	3,131,238.31
SOUTHERN ABORIGINAL CORP	Family Violence Prevention Legal Service - Albany Family Violence Unit	Albany - Central Katanning	37,516.00
SOUTHERN ABORIGINAL CORP	SAC's COVID-19 Response for the Great Southern Region	Albany - Central	50,000.00
SOUTHERN TANAMI KURDIJI INDIGENOUS CORPORATION	Community Safety Patrol - Yuendumu and Willowra	Willowra Yuendumu and Outstations	29,734.00
SUNRISE HEALTH SERVICE ABORIGINAL CORPORATION	Alcohol and Other Drugs -Community Safety and Wellbeing Project	Barunga Bulman - Weemol Elsey Roper - Surrounds Jilkminggan Minyerri Ngukurr Wugular (Beswick)	253,899.00
SUNRISE HEALTH SERVICE ABORIGINAL CORPORATION	Alcohol and Other Drugs -Community Safety and Wellbeing Project	Barunga Bulman - Weemol Elsey Roper - Surrounds Jilkminggan Minyerri Ngukurr Wugular (Beswick)	100,000.00
SURAT ABORIGINAL CORPORATION	Surat and Maranoa Culture and Capacity Development	Maranoa exc. Roma and Mitchell	270,000.00
SURAT ABORIGINAL CORPORATION	SAC Safety and Well Being Project	Maranoa exc. Roma and Mitchell	230,088.00
TABBA TABBA PTY LIMITED	Tabba Tabba Bus	Port Hedland exc. Tjalka Brooda	117,742.00
TAMWORTH ABORIGINAL MEDICAL SERVICE INC	Addiction Specialist Tamworth	Tamworth	160,000.00
TAMWORTH ABORIGINAL MEDICAL SERVICE INC	Alcohol Tobacco and Other Drugs Programme Tamworth	Tamworth	870,000.00
TAMWORTH LOCAL ABORIGINAL LAND COUNCIL	Trelawney Station	Tamworth	195,000.00
TANGENTYERE COUNCIL ABORIGINAL CORPORATION	Access to Education (A2E)	Charles	1,902,892.50
TANGENTYERE COUNCIL ABORIGINAL CORPORATION	CAYLUS Youth Diversion	Charles	100,000.00
TANGENTYERE COUNCIL ABORIGINAL CORPORATION	Free Wifi to Town Camps in Alice Springs	Charles	42,777.00

**Indigenous Advancement Strategy (IAS) grants decided and executed (grant agreement signed by both parties)
between 1 February 2020 and 30 September 2020**

Attachment A

Organisation Name	Activity Title	Delivery Locations	Amount \$ (GST Exclusive)
TARUMBAL KINDERGARTEN ASSOCIATION INC	Tarumbal Indigenous Pre School	Rockhampton	65,000.00
TAUONDI ABORIGINAL CORPORATION	RTO - Foundation Skills 2020/21	Port Adelaide - Enfield - Port	853,000.00
THAMARRURR DEVELOPMENT CORPORATION LIMITED	IBM 2020 21 NT TETI RIBS Provision of Remote Indigenous Broadcaster Services	Stuart Park - Bayview - Woolner	189,494.00
THAMARRURR YOUTH INDIGENOUS CORPORATION	Wadeye Sport and Recreation Program	Wadeye	500,000.00
THE ABORIGINAL LANDS TRUST OF SOUTH AUSTRALIA	Wardang Island Indigenous Protected Area Interpretive Signage	Point Pearce	5,000.00
THE ABORIGINAL LANDS TRUST OF SOUTH AUSTRALIA	Yappala Ranger Base - Workshop	Adelaide - Central	15,000.00
THE AUSTRALIAN INSTITUTE OF MARINE SCIENCE	Goolboddi - Foundations, Capacity Building & On Country Responsibilities	Townsville - Southern Rangelands	100,000.00
THE CENTRAL AUSTRALIAN ABORIGINAL ALCOHOL PROGRAMMES UNIT ABORIGINAL CORPORATION	Indigenous Residential Rehabilitation Programme	Heavitree	2,566,520.00
THE CIRCULAR HEAD ABORIGINAL CORPORATION	Crime Prevention Projects	Circular Head - King Island	120,000.00
THE FEDERATION OF WESTERN AUSTRALIAN POLICE AND COMMUNITY YOUTH CENTRES INC	Safe Space Program	Cloverdale Kalgoorlie	460,000.00
THE LUMUKU PROPERTY PTY LTD	Osmond Valley ILUA 2020 Green Family	Kununurra exc. Town Camps	15,000.00
THE OOLONG ABORIGINAL CORPORATION	Alcohol and Other Drugs Residential Rehabilitation	Nowra	1,083,183.00
THE TRUSTEE FOR FAR WEST COAST ABORIGINAL COMMUNITY CHARITABLE TRUST	Trustee for Far West Aboriginal Community Charitable Trust	Ceduna Tjutjunaku Worka Tjuta - Outer Homelands	183,060.36
THE TRUSTEE FOR KAPCO PERFORMANCE TRUST	1000 Jobs Package Tranche One - The Trustee for KAPCO	Broome - Central	509,994.18

**Indigenous Advancement Strategy (IAS) grants decided and executed (grant agreement signed by both parties)
between 1 February 2020 and 30 September 2020**

Attachment A

Organisation Name	Activity Title	Delivery Locations	Amount \$ (GST Exclusive)
THE TRUSTEE FOR SPORTS EDUCATION AND DEVELOPMENT UNIT TRUST	SEDA Indigenous SBT Employment and Mentoring Project	Albany - Surrounds Anula Armadale - Surrounds Boroondara Bullsbrook - Gidgegannup Craigieburn - Sunbury Cranbourne Darlington - Mundaring - Chidlow Farrar - Durack - Marlow Lagoon Geelong - Queenscliff Howard Springs - Gunn Point Huntingdale Jingili Kalamunda - Surrounds Lyons - Lee Point - Leanyer Malak Mandurah Maribyrnong Melton Moira Mount Magnet Nillumbik Northampton Rapid Creek Wantrina - Rowville - Ferntree Gully Waroona Werribee - Whyndam Vale Wyndham Yarra Ranges	825,000.00
THE TRUSTEE FOR THE SALVATION ARMY (QLD) PROPERTY TRUST	Mount Isa Recovery Service	Glebe - Pyrmont - The Rocks Mount Isa exc. Camooweal	4,099,865.00
THE YURRWI (MILINGIMBI) COMMUNITY EDUCATION CENTRE COUNCIL INC	School Nutrition Project - Milingimbi	Ramingining - Milingimbi Outstations	3,000.00
THIRRILI LTD	National Indigenous Critical Response Service (NICRS)	Yarra	2,170,000.00
THIYAMA-LI FAMILY VIOLENCE SERVICE INDIGENOUS CORPORATION	Family Violence Prevention Legal Service	Moree - North	6,160,873.32
THIYAMA-LI FAMILY VIOLENCE SERVICE INDIGENOUS CORPORATION	Family Violence Prevention Legal Service	Bourke Moree - North Walgett	119,859.99
TILMOUTH WELL NOMINEES PTY LTD	School Nutrition Program - Interim Measure	Anmatjere - Surrounds	24,840.00
TILMOUTH WELL NOMINEES PTY LTD	School Nutrition Project - Laramba	Anmatjere - Surrounds	175,500.00
TIWI ISLANDS REGIONAL COUNCIL	Tiwi Islands Sports for Life Project	Milikapiti Pirlangimpi Wurrumiyanga (Nguiu)	172,500.00

**Indigenous Advancement Strategy (IAS) grants decided and executed (grant agreement signed by both parties)
between 1 February 2020 and 30 September 2020**

Attachment A

Organisation Name	Activity Title	Delivery Locations	Amount \$ (GST Exclusive)
TIWI TRAINING & EMPLOYMENT PTY LTD	Pularumpi School Canteen Upgrade for the Pirlangimpi School Nutrition Project	Fannie Bay - Parap	27,104.00
TJI TJI WILTJA PRE SCHOOL INC	Tji Tji Wiltja Preschool	Port Augusta - Central	17,400.00
TJIRILYA ABORIGINAL CORPORATION	Mt Willoughby IPA - Camels	Port Adelaide - Enfield - East	3,000.00
TOP END ABORIGINAL BUSH BROADCASTING ASSOCIATION (ABORIGINAL CORPORATION)	IBM-2020-21-TETI- Top End Aboriginal Bush Broadcasting Association	Alyangula Farrar - Durack - Marlow Lagoon Wurrumiyanga (Nguuu)	1,762,685.00
TOP END WOMENS LEGAL SERVICE INC	Supplementary Legal Assistance	Darwin - Central	566,085.00
TORRES AND CAPE HOSPITAL AND HEALTH SERVICE	Torres and NPA Social and Emotional Wellbeing Programme	Cairns - City	359,080.00
TORRES STRAIT REGIONAL AUTHORITY	Capacity Building for Indigenous Rangers Strategy - TSRA	Port Kennedy (Thursday Island)	647,912.00
TOWN TALK HAIR & BEAUTY PTY LTD	1000 Jobs Package Tranche Two - Town Talk Hair and Beauty	Murweh	50,999.42
TOWNSVILLE ABORIGINAL AND TORRES STRAIT ISLANDER CORPORATION FOR HEALTH SERVICES	Ferdy's Haven Alcohol Rehabilitation Service	Townsville	3,964,710.00
TOWNSVILLE ABORIGINAL AND TORRES STRAIT ISLANDER CORPORATION FOR HEALTH SERVICES	Ferdy's Haven Alcohol Rehabilitation Service	Palm Island	120,000.00
TOWNSVILLE ABORIGINAL AND TORRES STRAIT ISLANDER CORPORATION FOR MEDIA	Board Governance	Townsville	30,000.00
TOWNSVILLE ABORIGINAL AND TORRES STRAIT ISLANDER CORPORATION FOR MEDIA	IBM-2020-21-GNQ-Townsville Aboriginal and Torres Strait Islander Corporation for Media	Townsville	327,151.60
TRIBAL WARRIOR ABORIGINAL CORPORATION	Family Mentoring Strategy	Redfern	200,000.00
TRIBAL WARRIOR ABORIGINAL CORPORATION	Clean Slate Without Prejudice	Redfern	195,000.00
TRINITY PETROLEUM SERVICES PTY. LTD.	LAF Distribution Subsidy	Manunda - Portsmith	30,000.00
TULLAWON HEALTH SERVICE INCORPORATED	Social and Emotional Wellbeing	South-West Coast	98,244.00
TULLAWON HEALTH SERVICE INCORPORATED	THS Social & Emotional Wellbeing	South-West Coast	783,042.00
UMEEWARRA ABORIGINAL MEDIA ASSN INC	IBM 2020-21 SA RIB Umeewarra Media	Port Augusta - Central	311,782.00
UMEEWARRA ABORIGINAL MEDIA ASSN INC	Radio Station Roof Repairs	Port Augusta - Central	7,500.00
UMOONA COMMUNITY	Improved Communications	Coober Pedy	10,000.00

**Indigenous Advancement Strategy (IAS) grants decided and executed (grant agreement signed by both parties)
between 1 February 2020 and 30 September 2020**

Attachment A

Organisation Name	Activity Title	Delivery Locations	Amount \$ (GST Exclusive)
UMOONA TJUTAGKU HEALTH SERVICE ABORIGINAL CORPORATION ICN 7460	Drug, Alcohol and Substance Misuse Service	Coober Pedy Dunjiba (Oodnadatta)	2,888,720.00
UMOONA TJUTAGKU HEALTH SERVICE ABORIGINAL CORPORATION ICN 7460	Drug, Alcohol and Substance Misuse Service	Coober Pedy Lake Eyre - Lake Torrens	52,600.00
UNITING CHURCH HOMES	1000 Jobs Package Tranche Two - Uniting Church Homes Juniper	Stirling - Inner South	641,021.82
UNITING COUNTRY SA LTD	4AP- Co-design	Flinders Ranges	100,000.00
UNIVERSITY OF TASMANIA	Tasmanian Aboriginal Business Supply	Hobart	10,000.00
VICTORIA DALY REGIONAL COUNCIL	IBM - 2020-21 - RIBS - Provision of Remote Indigenous Broadcasting Services	Douglas-Daly Katherine exc. Town Camps Walangeri Outstations Yarralin	162,956.00
VICTORIAN ABORIGINAL CHILD CARE AGENCY CO OP LTD	Linking our Mob, Healing Our Spirit 2018-22	Brunswick	1,050,187.00
VICTORIAN ABORIGINAL EDUCATION ASSOCIATION INCORPORATED	COVID 19 - Maintaining Indigenous Connection to Education	Northcote	100,000.00
VIVA ENERGY AUSTRALIA PTY LTD	LAF Distribution Subsidy	Melbourne - Central	100,000.00
WA COUNTRY HEALTH SERVICE	Social and Emotional Programme (SEWB) - Wheatbelt	Perth - Central	125,000.00
WA COUNTRY HEALTH SERVICE	Midwest - Substance Use & Harm Reduction Project	Perth - Central	275,000.00
WALGETT ABORIGINAL MEDICAL SERVICE LTD.	Murdi Paaki Drug & Alcohol Service	Walgett	495,960.00
WANGKI YUPURNANUPURRU ABORIGINAL CORP	IBM - 2020-21 -WA -KIM - IRS - Provision of Indigenous Radio Services	Junjuwa	436,684.00
WARINGARRI ARTS ABORIGINAL CORPORATION	Waringarri Studio Development	Kununurra exc. Town Camps	25,000.00
WARINGARRI MEDIA ABORIGINAL CORPORATION	IBM - 2020-21 - WA - KIM - Waringarri Media	Kununurra exc. Town Camps	378,426.00
WARLPA THOMPSON	Baaka Curation Project	Broken Hill	65,000.00

**Indigenous Advancement Strategy (IAS) grants decided and executed (grant agreement signed by both parties)
between 1 February 2020 and 30 September 2020**

Attachment A

Organisation Name	Activity Title	Delivery Locations	Amount \$ (GST Exclusive)
WARLPIRI MEDIA ABORIGINAL CORPORATION	IBM - 2020-2021 - NT - CA - Provision of Remote Indigenous Media Organisation Support Services	Ali Curung Engawala Laramba Mount Liebig and Outstations Tanami Outstations Walungurru (Kintore) Willowra Yuelamu Yuendumu and Outstations	795,773.00
WARLPIRI YOUTH DEVELOPMENT ABORIGINAL CORPORATION	Warlpiri Youth Development	Nyirripi Santa Teresa (Ltyentye Purte) Tanami Outstations Willowra	4,647,324.00
WARMUN COMMUNITY (TURKEY CREEK) INC	Gija Youth Program	Great Sandy Desert	734,449.31
WARMUN COMMUNITY (TURKEY CREEK) INC	Warmun Community ICT Upgrade	Great Sandy Desert	82,316.00
WARMUN COMMUNITY (TURKEY CREEK) INC	Warmun Community Red Shed Fence	Great Sandy Desert	27,456.00
WATTI-WATTI CUSTODIAL SERVICES PTY LIMITED	Watti-Watti Keeping Place and Cultural Tour Project	Diamantina	100,000.00
WAYNINGGARRI ABORIGINAL CORPORATION	Fodder and Food Project for two leases over parts of Reserve 9656	Fitzroy Crossing	15,000.00
WEIGELLI CENTRE ABORIGINAL CORPORATION INC	Weigelli Centre Residential Rehabilitation and Community Based program	Cowra	2,766,725.00
WELLWAYS AUSTRALIA LIMITED	Red Dust Healing - Far South Coast NSW	Yarra	20,000.00
WEST ARNHAM REGIONAL COUNCIL	IBM 2020-2021 NT West Arnhem Regional Council	Cobourg Peninsula - Demed Homelands Kakadu - Marrakai - Surrounds Maningrida	35,000.00
WEST ARNHAM REGIONAL COUNCIL	Sport and Recreation - West Arnhem	Cobourg Peninsula - Demed Homelands Kakadu - Marrakai - Surrounds Maningrida	1,545,000.00
WEST ARNHAM REGIONAL COUNCIL	Community Night Patrols in Minjilang, Warruwi, Gunbalanya	Cobourg Peninsula - Demed Homelands Jabiru Warruwi	475,000.00
WEST COAST YOUTH AND COMMUNITY SUPPORT INCORPORATED	Intensive Case Support incorporating Operation Flinders	Port Lincoln	35,000.00
WEST DALY REGIONAL COUNCIL	Community Night Patrol	Darwin - Central Nganmariyanga (Palumpa) Peppimenarti Wadeye	130,000.00

**Indigenous Advancement Strategy (IAS) grants decided and executed (grant agreement signed by both parties)
between 1 February 2020 and 30 September 2020**

Attachment A

Organisation Name	Activity Title	Delivery Locations	Amount \$ (GST Exclusive)
WESTERN AUSTRALIAN FAMILY VIOLENCE PREVENTION LEGAL SERVICE ABORIGINAL CORPORATION	Family Violence Prevention Legal Services	Broome - North Carnarvon Town exc. Mungullah Geraldton - Central Kalgoorlie Kununurra exc. Town Camps South Hedland Victoria Park	155,874.00
WESTERN DESERT LANDS ABORIGINAL CORPORATION	WDLAC COVID-19 Isolation Accommodation	Perth - Central	100,000.00
WESTERN DESERT NGANAMPA WALYTJA PALYANTJAKU TJUTAKU ABORIGINAL CORPORATION	Wangka Kutju Translation Project	Flynn	60,000.00
WESTERN HEALTH ALLIANCE LIMITED	Small Aboriginal communities suicide prevention and after-hours crisis support trial	Dubbo - North	100,000.00
WESTUG PTY LTD	Supporting Local Aboriginal People and Communities	Perth - Central	101,998.84
WETENNGERR ABORIGINAL CORPORATION	School Nutrition Project - Epenarra	Charles Tanami Outstations	1,000.00
WHY WARRIORS PTY LIMITED	Yolngu Business Radio Programs Part 2	Nhulunbuy	268,500.00
WILINGGIN ABORIGINAL CORPORATION	Wilinggin Indigenous Protected Area Project	Outer Derby - West Kimberley	996,886.00
WILL BROTHERS PTY LTD	1000 Job Tranche Two Will Brothers Pty Ltd	Bourke	50,999.42
WINANGAKIRRI ABORIGINAL CORPORATION	Infrastructure Upgrade Mawonga IPA	Griffith	12,000.00
WINNUNGA NIMMITYJAH ABORIGINAL HEALTH AND COMMUNITY SERVICES LTD.	Road to Recovery Program	Narrabundah - Weston	1,242,962.00
WINNUNGA NIMMITYJAH ABORIGINAL HEALTH AND COMMUNITY SERVICES LTD.	Bringing Them Home Counselling	Narrabundah - Weston	635,410.00
WINUN NGARI ABORIGINAL CORPORATION	1000 Jobs Tranche One - Winun Ngari Aboriginal Corporation	Outer Derby - West Kimberley	152,998.25
WINYAMA PTY LTD	Winyama Investment in Technology	Victoria Park	63,470.00
WIRLIYAJARRAYI ABORIGINAL CORPORATION	School Nutrition Program - Willowra	Marrara - Winnellie - Berrimah	156,817.50
WIRRAKA MAYA HEALTH SERVICE ABORIGINAL CORPORATION	Health Promotion, Community Safety and Wellbeing project	South Hedland	210,109.00
WIRRIMANU ABORIGINAL CORPORATION	Wirrimanu Youth Service Programme	Great Sandy Desert	500,000.00

**Indigenous Advancement Strategy (IAS) grants decided and executed (grant agreement signed by both parties)
between 1 February 2020 and 30 September 2020**

Attachment A

Organisation Name	Activity Title	Delivery Locations	Amount \$ (GST Exclusive)
WOMEN'S LEGAL RESOURCES LTD	Indigenous Women's Program	Auburn	884,074.00
WOMEN'S LEGAL SERVICE (SA) LIMITED	Indigenous Women's Program	Adelaide - Central	354,784.00
WORKPAC PTY LTD	Murri's in the Mine Weipa	Brisbane City - Inner North Mapoon Napranum Weipa	198,500.00
WORKPAC PTY LTD	Murri's in the Mines - Daunia 2020	Brisbane City - Inner North	119,004.00
WORLDVIEW FOUNDATION LIMITED	Indigenous ex-Detainee Employment and Reintegration Pilot Extension (7 Participants)	Narrabundah - Weston	350,000.00
WRECK BAY ABORIGINAL COMMUNITY COUNCIL	Wreck Bay Aboriginal Community Housing Upgrades	Shoalhaven	3,000,000.00
WRECK BAY ABORIGINAL COMMUNITY COUNCIL	Wreck Bay Rangers Project	Shoalhaven	1,050,000.00
WUGULARR SCHOOL COUNCIL INC	Wugubank Uniting Two Schools	Mornington - West Wugular (Beswick)	12,500.00
WUGULARR SCHOOL COUNCIL INC	School Nutrition Project - Wugularr	Wugular (Beswick)	5,000.00
WUJAL WUJAL ABORIGINAL COUNCIL	IBM-2020-21-FNQ-Wujal Wujal Aboriginal Shire Council	Wujal Wujal	66,430.00
WUJAL WUJAL JUSTICE GROUP INDIGENOUS CORPORATION	Wujal Wujal Restorative Justice Programme	Wujal Wujal	97,500.00
WUJAL WUJAL JUSTICE GROUP INDIGENOUS CORPORATION	1000 Jobs Package Tranche Two - Wujal Wujal Justice Group	Wujal Wujal	98,551.64
WUJAL WUJAL JUSTICE GROUP INDIGENOUS CORPORATION	Wujal Wujal Youth Leadership Program	Wujal Wujal	150,000.00
WULLI WULLI NATION ABORIGINAL CORPORATION RNTBC	Wulli Wulli Capacity Building Project	Brisbane City - Inner North	1,174,800.00
WUNAN FOUNDATION INC.	Governance Support for the Tjurabalan Region	North-East Kimberley	50,000.00
WUNAN FOUNDATION INC.	Intensive Support to Indigenous Parents	Kununurra exc. Town Camps	120,000.00
WUNGENING ABORIGINAL CORPORATION	Safety and wellbeing	Perth - Central	642,735.00
WUNGENING ABORIGINAL CORPORATION	Alcohol and Other Drugs	Perth - Central	3,326,037.00
WURLI WURLINJANG ABORIGINAL CORPORATION	Alcohol and Other Drugs Management Program	Katherine exc. Town Camps	865,737.00

**Indigenous Advancement Strategy (IAS) grants decided and executed (grant agreement signed by both parties)
between 1 February 2020 and 30 September 2020**

Attachment A

Organisation Name	Activity Title	Delivery Locations	Amount \$ (GST Exclusive)
YAANDINA COMMUNITY SERVICES LIMITED	Roebourne - Out of School Childrens Service	Roebourne	300,000.00
YAANDINA COMMUNITY SERVICES LIMITED	Turner River Drug & Alcohol Facility	Roebourne	6,979,686.00
YAANDINA COMMUNITY SERVICES LIMITED	Safe Children Make Stronger Children	Roebourne	10,000.00
YADU HEALTH ABORIGINAL CORPORATION	Social Health Services (counselling, support and liaison)	Ceduna Koonibba South-West Coast	95,000.00
YADU HEALTH ABORIGINAL CORPORATION	AOD Mental Health Service	Ceduna	60,000.00
YAGBANI ABORIGINAL CORPORATION	School Nutrition Project Warruwi	Warruwi	33,000.00
YALAGAN GROUP PTY LTD	YALAGAN INDIGENOUS EMPLOYMENT PROJECT	Beechboro Dubbo - Surrounds Gosford - West Ipswich Marrickville Randwick Redfern Salisbury - Central Wyong - South-West	399,316.00
YALATA ANANGU ABORIGINAL CORPORATION	Yalata Caravan Park refurbishment and management AACAP underspend	South-West Coast	650,000.00
YALATA ANANGU ABORIGINAL CORPORATION	Yalata Refrigerated transportation project	South-West Coast	80,000.00
YAMATJI MARLPA ABORIGINAL CORPORATION	Native Title Representation and Services	Perth - Central	5,217,125.00
YARLIYIL ART CENTRE ABORIGINAL CORPORATION	Halls Creek Outdoor Art and Culture Project	Halls Creek exc. Town Camps	25,000.00
YARTAWARLI ABORIGINAL CORPORATION RESOURCE AGENCY	Yappala Water Filtration System	Adelaide Hills	10,000.00
YAWOORROONG MIRIUWUNG GAJERRONG YIRRGEB NOONG DAWANG ABORIGINAL CORPORATION	100 Jobs Employment Project	Kununurra exc. Town Camps	500,000.00
YAWOORROONG MIRIUWUNG GAJERRONG YIRRGEB NOONG DAWANG ABORIGINAL CORPORATION	One Family at a Time	Kununurra exc. Town Camps	225,000.00
YEDDUNG MURA (GOOD PATHWAYS) ABORIGINAL CORPORATION	Yeddung Mura Indoor Facility Clean-up Project	Tuggeranong	40,000.00
YEDDUNG MURA (GOOD PATHWAYS) ABORIGINAL CORPORATION	Kitchen Hand	Tuggeranong	50,000.00
YERIN ABORIGINAL HEALTH SERVICES LIMITED	Empower Youth Summit	Gosford - West Wyong - South-West	15,000.00
YOK DJAKOORLINY ABORIGINAL CORPORATION	Indigenous Female Patient's Dignity	Kalamunda - Surrounds	5,200.00

**Indigenous Advancement Strategy (IAS) grants decided and executed (grant agreement signed by both parties)
between 1 February 2020 and 30 September 2020**

Attachment A

Organisation Name	Activity Title	Delivery Locations	Amount \$ (GST Exclusive)
YOORANA GUNYA FAMILY HEALING CENTRE ABORIGINAL CORPORATION	Binaal Billa Family Violence Prevention Legal Service	Forbes	19,131.81
YOORANA GUNYA FAMILY HEALING CENTRE ABORIGINAL CORPORATION	Binaal Billa Family Violence Prevention Legal Service	Forbes	28,267.43
YOOWINNA WURNALUNG ABORIGINAL HEALING SERVICE LIMITED	Time Out Service - Orbost	East Gippsland	269,812.00
YOOWINNA WURNALUNG ABORIGINAL HEALING SERVICE LIMITED	Men's Time Out Service - Orbost	East Gippsland	80,000.00
YOOWINNA WURNALUNG ABORIGINAL HEALING SERVICE LIMITED	Men's Behaviour Change Program	East Gippsland	1,021,739.12
YORGUM HEALING SERVICES ABORIGINAL CORPORATION	Workforce Development and Support Unit	Perth - Central	489,115.00
YORGUM HEALING SERVICES ABORIGINAL CORPORATION	Link Up Program	Kalgoorlie Perth - Central South Hedland	4,000,000.00
YORGUM HEALING SERVICES ABORIGINAL CORPORATION	Community Safety, Wellbeing and Education Strategy	Perth - Central	600,000.00
YOUTH EMPOWERED TOWARDS INDEPENDENCE INCORPORATED	Inhalant Supply Reduction and Improved Support for young people at risk of engaging in Volatile Substance Use (VSU)	Manunda - Portsmith	1,693,340.00
YOUTH INVOLVEMENT COUNCIL INC	Mingle Mob - Port Hedland	South Hedland	360,000.00
YUNAGA CIVIL & EARTH PTY LTD	Yunaga Civil Earth - Capability Development	Singleton	100,000.00
YURA YUNGI MEDICAL SERVICE ABORIGINAL CORPORATION	Halls Creek Social and Emotional Wellbeing Project	Halls Creek exc.Town Camps	664,800.00

**Unsuccessful Indigenous Advancement Strategy (IAS) applications
(decisions made in the period 1 May 2019 to 30 September 2020)**

Attachment B

Organisation Name	Activity Title	Organisation Locality *	Funding requested \$ (GST exclusive)
A.C.N. 637 241 037 PTY LTD	GRAS - Grass Roots - Advisory Services (GRASs) - Helping others achieve their potential	Cairns	50,625
ABIS COMMUNITY CO-OPERATIVE SOCIETY LIMITED	Celebrating NAIDOC 2020 in the Townsville Community	GULLIVER	50,000
ABORIGINAL DRUG & ALCOHOL COUNCIL (SA) ABORIGINAL CORPORATION	Mobile Assistance Patrol and Assertive Outreach Service (MAP & AOS Combined projects 1 & 2)	Underdale	2,570,381
ABORIGINAL LEGAL RIGHTS MOVEMENT	Men Empowering & Nurturing Spirit (M.E.N.S)	Adelaide	694,416
Aboriginal Resource and Development Services Aboriginal Corporation	Support for the Commercialisation of Cultural Competence Training business opportunity	Winnellie	469,250
ANANGU NGANGKARI TJUTAKU ABORIGINAL CORPORATION	ANTAC business growth and upskill	Semaphore Park	600,000
AUSTIN HEALTH	Having fun with and learning from our elders	Heidelberg West	4,687
AUSTRALIAN NATIONAL UNIVERSITY	Ancestor, Artifacts, Empire - Indigenous Australia in British and Irish Museums	Acton	10,000
AWABAKAL UNITED RLFC	NAIDOC Indigenous round for Newcastle/Hunter Rugby League Competition.	Edgeworth	5,000
BAAKA CULTURAL CENTRE WILCANNIA ABORIGINAL CORPORATION	Baak Cultural Centre Wilcannia Construction project	Wilcannia	3,525,402
BLACKROCK INDUSTRIES JV PTY LTD & PROTECH IPS PTY LTD	Blackrock Protech Partnership Indigenous Employment Program	Springwood	1,699,027
BLACKROCK INDUSTRIES PTY LTD	Second Chance For Change	Muswellbrook	9,356,409
BUNGALA ABORIGINAL CORPORATION	Bungala Mobile Assistance Patrol and Assertive Outreach Service	Port Augusta	2,329,500
BURRAGA FOUNDATION LTD	Storylines Program 2019-2021	Peakhurst	1,095,000
CAIRNS QUALITY CARE PTY LTD	Naidoc Cairns 2020	CAIRNS	50,000
CAREY TRAINING PTY LTD	Carey Bindjareb Program,	Osborne Park	1,271,286
CAREY TRAINING PTY LTD	Carey Construction Program	Flinders Park	80,200
CENTRAL LAND COUNCIL	Support financially for the ongoing Cadetship program within Central Land Council	Alice Springs	121,368
CHANDLER MACLEOD GROUP LIMITED	New Pathways Program - NPP	Brisbane City	920,000

**Unsuccessful Indigenous Advancement Strategy (IAS) applications
(decisions made in the period 1 May 2019 to 30 September 2020)**

Attachment B

Organisation Name	Activity Title	Organisation Locality *	Funding requested \$ (GST exclusive)
CITY OF FREMANTLE	City of Fremantle Indigenous Employment Initiative	Fremantle	405,000
COFFS HARBOUR & DISTRICT LOCAL ABORIGINAL LAND COUNCIL	Gumbaynggirr Bulmuun - Gumbaynggirr Strong Pathways Program	Coffs Harbour	240,000
COMMUNITY RESOURCES LIMITED	First Nation Waste Workers in Western NSW	Tuncurry	525,700
COOLINGAH PTY LTD	Sustainable solution for civil and mining services in the Pilbara Region (IEF)	Port Hedland	4,510,746
DARLING POINT SPECIAL SCHOOL	Darling Point Special School celebrates NAIDOC week	MANLY	750
DB RESULTS PTY LTD	Improving uptake of hepatitis C therapy in Indigenous Australians in the Northern Territory	Melbourne	350,000
DEBBIE HATFIELD	Visual Reality/3D Display of Ngadjuri Country Pre Colonisation.	BLYTH	50,000
Department of Human Services	The Reflections On The Ongoing Struggles of My Life is a story of four special Indigenous individuals living in Disability Supported Accommodation (Tom Karpany House).	ADELAIDE	1,000
EAST KIMBERLEY JOB PATHWAYS PTY LTD	Yaruman Arts Centre Complex Refurbishment	Kununurra	100,000
EBENEZER ABORIGINAL CORPORATION	Deadly Foundations	Balga	831,606
EMAMA NGUDA ABORIGINAL CORPORATION	The West Kimberley Food Bowl	Derby	255,251
ENTERPRISE MANAGEMENT GROUP PTY LTD	Torres Strait Iconic Cultural Sites Upgrade Project	Cairns	2,500,000
ESPERANCE TJALTJRAAK NATIVE TITLE ABORIGINAL CORPORATION	Provision of Native Title Representative Body Services in Esperance Nyungar native title determination area	Esperance	6,000,000
FIBA IN OCEANIA LIMITED	FIBA Australian Indigenous Basketball For Good Project	Southport	536,520
FIDUCIARY ADMINISTRATION SERVICES PTY LTD	Native title service provision in the Goldfields	Perth	6,147,917
FIRST PEOPLE PROJECT LTD	Helping young Indigenous people achieve their goals after school	Double Bay	930,000
FIVE BRIDGES LTD	Bail/Safe House programme	Ipswich	779,208
FOUNDATION FOR INDIGENOUS SUSTAINABLE HEALTH LIMITED	FISH-Bawoorrooga Social, Education, Training, Employment & Self-Sufficiency Initiative	Canning Vale	1,489,480
GAWLER EAST PRIMARY SCHOOL	True Kurna Vibes at Gawler East Primary School.	GAWLER	1,500

**Unsuccessful Indigenous Advancement Strategy (IAS) applications
(decisions made in the period 1 May 2019 to 30 September 2020)**

Attachment B

Organisation Name	Activity Title	Organisation Locality *	Funding requested \$ (GST exclusive)
GOLDFIELDS NATIVE TITLE ABORIGINAL CORPORATION	Goldfields Native Title Aboriginal Corporation	Perth	6,000,000
GOLDFIELDS NATIVE TITLE SERVICES LIMITED	Application for funding as a native title service provider in the Goldfields region	Kalgoorlie	14,439,000
GOLDFIELDS REGIONAL NATIVE TITLE SERVICES LTD	This is an application to be appointed as the native title service provider for the Goldfields region in Western Australia on behalf of Goldfields Regional Native Title Services Limited (Goldfields RNTSL)	East Perth	3,646,930
GOOLARRI MEDIA ENTERPRISES PTY LTD	Critical equipment to meet industry standards and provide job security, training and employment opportunities for Indigenous Australians. IEF	Broome	357,830
GROW HOPE FOUNDATION LIMITED	Gunbalanya Employment Transition Program - Grow Hope Foundation (Darwin)	Sandringham	793,038
GUMATJ CORPORATION LIMITED	Gumatj timber - Plant and equipment funding grant	Gunyangara	1,004,100
GUR A BARADHARAW KOD TORRES STRAIT SEA AND LAND COUNCIL TORRES STRAIT ISLANDER CORPORATION	Capital equipment to support CDP delivery in the Torres Strait	Thursday Island	173,680
GYNDARNA PRE SCHOOL	Let's Work Together - Building Relationships within our Community	Dareton	22,000
HAKC ENTERPRISES PTY LTD	Supporting the growth of a local Aboriginal owned and operating business.	Karratha	107,585
JEMALONG PRODUCTIONS PTY LTD	IEF Grant Application - BullRoarer Pro Sound, Stage and Lighting Upgrade	Murgon	432,043
JENKINSON WILSON CHARTERS PTY LTD	MARINE FISHING CHARTER/ RAINING/EMPLOYMENT (IEF)	Kalbarri	970,500
JOBFIND CENTRES AUSTRALIA PTY LTD	Capital Equipment for Incoming CDP Providers in New Regions	Sydney	200,000
JOBS SOUTH WEST INC	YOUTH CONNECT PROGRAM	Bunbury	163,537
JOII COMMUNITY LIMITED	Expanding Indigenous Youth Engagement Across the Scenic Rim	Underwood	290,000

**Unsuccessful Indigenous Advancement Strategy (IAS) applications
(decisions made in the period 1 May 2019 to 30 September 2020)**

Attachment B

Organisation Name	Activity Title	Organisation Locality *	Funding requested \$ (GST exclusive)
KALGOORLIE NAIDOC COMMITTEE HAVE APPROACHED ART GOLD KALGOORLIE AUSPICING	Kalgoorlie-Boulder NAIDOC Opening Ceremony	Kalgoorlie	7,804
KornarWinmil Yunti Aboriginal Corporation	KWY Our Spirit Our Culture Mens Program	Goodwood	693,417
KornarWinmil Yunti Aboriginal Corporation	Co design phase 1. KWY Regional Aboriginal Family & Domestic Violence Stronger, Safer Families Hubs	Goodwood	100,002
Langford Aboriginal Association Inc	Cultural, Social and Emotional Wellbeing Program (CSEWB) National Empowerment Project (NEP)	Langford	900,000
LEGAL AID COMMISSION OF NSW	Legal Aid NSW request for funding to employ five Aboriginal and Torres Strait Islander Legal Cadets.	Haymarket	210,000
LISA MACFARLANE	NAIDOC & Yuggera Language Campaign	KINGSTON	40,024
MAJUN CONSTRUCTION PTY LTD	Current and Future Works, Traineeships and Apprenticeships for Majun Construction - IEF	Dampier	929,771
MAMABULANJIN ABORIGINAL CORPORATION	Mamabulanjin Diversionary Program	Broome	465,543
MARAWAR PTY LTD	Marawar AES (IEF)	West Leederville	800,000
MEGT (AUSTRALIA) LTD	TAFE NSW Aboriginal Recruitment Project	Liverpool	1,200,000
MILLIYA RUMURRA ABORIGINAL CORPORATION	Employment of four Residential Rehabilitation After-Hours Support Workers	Broome	689,648
MINGAAN WIRADJURI ABORIGINAL CORPORATION	NAIDOC 2020. Always was, Always will be	LITHGOW	5,000
MOOKAI ROSIE-BI-BAYAN	Many Hats, One Mob - Indigenous Family Empowerment Program (The Program).	Edmonton	4,438,028
MOONDAREWA INC	PROVIDE ONLINE DETAILED INSTRUCTIONAL VIDEO OF HOW TO PREPARE AND DELIVER AN AUTHENTIC ACKNOWLEDGEMENT OF WELCOME TO COUNTRY FOR MULTICULTURAL GROUPS AND ORGANISATIONS. 1 FILM VIDEO USING PROPS AND LANGUAGE. 2 UPDATE WEBSITE ON A VIDEO GALLERY	UPPER COOMERA	1,500
Moreton Bay Gateball Club Inc	Cultural Gateball Family Day	DECEPTION BAY	1,200
MOUNT ISA CENTRAL STATE SCHOOL	NAIDOC 2020 'Always was, Always will be.' Mount Isa Central State School	MOUNT ISA	1,000

**Unsuccessful Indigenous Advancement Strategy (IAS) applications
(decisions made in the period 1 May 2019 to 30 September 2020)**

Attachment B

Organisation Name	Activity Title	Organisation Locality *	Funding requested \$ (GST exclusive)
MUNGALLA ABORIGINAL CORPORATION FOR BUSINESS	Mungalla Station NAIDOC Celebrations. Celebrating our day at Mungalla Station where our elders are honoured and special achievements are recognised. A kupmurri (underground cook feast) will be held for lunch with a live band and performances.	ALLINGHAM	1,100
NATIONAL INDIGENOUS EDUCATION FOUNDATION LTD	National Indigenous Education Foundation Ltd (NIEF)	Kew	13,856,890
NGAANYATJARRA PITJANTJATJARA YANKUNYTJATJARA WOMEN'S COUNCIL (ABORIGINAL CORPORATION)	UTI KULINTJAKU	Alice Springs	1,233,939
NGALANG BOODJA COUNCIL ABORIGINAL CORPORATION	Journey Ways An Aboriginal Restorative Justice Process	Collie	200,000
NGALIA HERITAGE RESEARCH COUNCIL ABORIGINAL CORPORATION	Native title service provision in the North East Goldfields	Leonora	1,861,300
NGALLA MAYA ABORIGINAL CORPORATION	National Child Sexual Abuse Trauma Recovery Project	Belmont	13,000,000
NGALLA MAYA ABORIGINAL CORPORATION	National Critical Response Trauma Recovery Project	Belmont	12,600,000
NGOPAMULDI ABORIGINAL CORPORATION	Pipi Harvest Equipment (IEF)	Raukkan	298,000
NHULUNBUY COMMUNITY NEIGHBOURHOOD CENTRE INCORPORATED	Nhulunbuy Community Neighbourhood Centre Naidoc Celebrations	NHULUNBUY	2,000
NPA FAMILY AND COMMUNITY SERVICES ABORIGINAL & TORRES STRAIT ISLANDER CORPORATION	Capital Equipment for Incoming CDP Providers in New Regions	Bamaga	68,150
NSW GOVERNMENT SCHOOLS	Aboriginal for a Day	Dubbo	2,310
NSW GOVERNMENT SCHOOLS	Yarning Circle and edible indigenous garden	TEMORA	8,000
OUTBACK TRACKING PTY LTD	Outback Tracking (IEF)	Derby	346,039
PAPULU APPARR-KARI ABORIGINAL CORPORATION	PAK INDIGENOUS BAKERY JOBS INITIATIVE	Tennant Creek	744,900

**Unsuccessful Indigenous Advancement Strategy (IAS) applications
(decisions made in the period 1 May 2019 to 30 September 2020)**

Attachment B

Organisation Name	Activity Title	Organisation Locality *	Funding requested \$ (GST exclusive)
PEEDAC PTY LTD	Waabiny Time Supported Playgroup (City of Albany proof of concept trial). Waabiny is the Noongar language word for playing, and the City of Albany is located on the boodja, or land, of the Noongar People.	Bentley	500,000
PILA CONTRACTING PTY LTD	Yilka Business at Gruyere	Perth	376,686
PLAYABILITY INCORPORATED	FOOTPRINTS IN COMMUNITY-This proposal seeks to foster the foundations for a life long and intergenerational trajectory that builds autonomy and wellness for the Indigenous community across the Bega Valley and beyond.	Eden	2,750,000
PORT AUGUSTA YOUTH CENTRE INCORPORATED	Family Fun Day	PORT AUGUSTA	1,500
POWER STATION STRENGTH & PERFORMANCE PTY LTD	Grant for Heavy Weights Club	Mackay	51,290
PRICE HARVEY PTY LTD	Indigenous Workforce Foundations - Western Sydney	Pearce	800,000
PROGRAMMED SKILLED WORKFORCE LIMITED	Indigenous Workforce Services Employment Program	Moonah	1,380,000
Prosperity Gateway Pty Ltd	Changing Lives Through Changes in Training	South Perth	6,586,000
RED ROSE FOUNDATION LTD	Yarning from the Red Bench. Local people talking about their experiences of domestic and family violence, telling their story in their words, their time.	ORMISTON	27,250
REDCLIFFE GATEBALL CLUB INC	Cultural Family Fun Day	KIPPA-RING	1,200
REDLYNCH STATE COLLEGE	Redlynch State College 2020 NAIDOC Week Festival	REDLYNCH	8,500
RIVERINA MURRAY TRAINING INDIGENOUS CORPORATION	The Gahna Project	Wagga Wagga	290,000
SIX SEASONS RESOURCES PTY LTD	SSR Broker and Employment Initiative	Midland	495,000
SOUTH AUSTRALIAN NATIVE TITLE SERVICES LTD	Application for Native Title Service Provider for Goldfields Region	Adelaide	9,500,000
SOUTH COAST WOMENS HEALTH & WELFARE ABORIGINAL CORPORATION	Balaang Healing	Nowra	1,156,647
SOUTHERN ABORIGINAL CORP	'Moorditj Koort Kaat' (meaning Solid Heart and Head)	Albany	2,713,058

**Unsuccessful Indigenous Advancement Strategy (IAS) applications
(decisions made in the period 1 May 2019 to 30 September 2020)**

Attachment B

Organisation Name	Activity Title	Organisation Locality *	Funding requested \$ (GST exclusive)
SOUTH-WEST ABORIGINAL MEDICAL SERVICE ABORIGINAL CORPORATION	Youth Project (Noongar name for project to be determined)	Bunbury	400,000
STEPHEN KOOP	Locals outing Ferals	Ballarat	783,927
TAL KIN JERI DANCE GROUP	NAIDOC Cultural Healing Camp - Wellbeing camp to celebrate & share our rich Aboriginal culture in a safe & nurturing environment by immersing participants in the oldest living Culture in the world, led by Elders on the lands of the Ngarrindjeri.	FINDON	50,000
The Carers Portland Inc	New skills upgrade for new skills development and jobs	Portland	225,000
THE TRUSTEE FOR GUMALA ENTERPRISES TRUST	Karijini Eco Retreat Upgrade (IEF)	Perth	2,000,000
THE TRUSTEE FOR KRED ENTERPRISES CHARITABLE TRUST	Provision of Native Title Services in the Goldfields Region of Western Australia	Broome	14,825,000
THE TRUSTEE FOR SAVE THE CHILDREN AUSTRALIA TRUST	Armadale Youth Engagement Project	East Melbourne	1,509,963
The Trustee for The Gray Family Trust	we employ any person willing to work. No experience needed as we train them in there position.	Hughenden	94,356
THE TRUSTEE FOR THE RUSS FAMILY TRUST	Equipment procurement for Remote Solar Solutions (IEF)	Derby	306,625
THE YOUTH DEVELOPMENT FOUNDATION LIMITED	COMMUNITY ELDERS ENGAGEMENT PROGRAM	STRATHPINE	1,000
THE YOUTH DEVELOPMENT FOUNDATION LIMITED	YDF COMMUNITY CONNECT 2020	STRATHPINE	1,500
TITANS RUGBY LEAGUE PTY LTD	The Gold Coast Titans Deadly Futures program (TDF)	Parkwood	1,175,718
TORRES SHIRE COUNCIL	Torres Strait Cultural Gathering - The Winds of Zenadth Cultural Festival	Thursday Island	140,000
TRAKKA MINING SERVICES PTY LTD	Expansion of Trakka Mining Services including labour/recruitment hire initiative (IEF)	Bicton	6,253,919
Under the Southern Cross Outreach Ministries Incorporated	Naidoc mid week church service and food parcel give away.	TOO	2,700
VASEY CORPORATION PTY LTD	Pathways	BARGARA	6,000
VRD QUARRIES PTY LTD	VRD Quarries Indigenous Entrepreneur Funding project (IEF)	Katherine	1,670,810

**Unsuccessful Indigenous Advancement Strategy (IAS) applications
(decisions made in the period 1 May 2019 to 30 September 2020)**

Attachment B

Organisation Name	Activity Title	Organisation Locality *	Funding requested \$ (GST exclusive)
WAJARRI HOLDINGS PTY LTD	Wajarri Holdings Growth Plan For Working On Country (IEF)	Webborton	1,505,000
WARRIJA CONSTRUCTION AND CIVIL PTY. LTD.	Secure financial assistance for the acquisition of Construction Plant and Equipment (IEF)	Knuckey Lagoon	614,858
WIK TIMBER HOLDINGS PTY LTD	Timber harvesting and sawmilling plant and equipment (IEF)	North Cairns	2,307,748
WUNAN FOUNDATION INC.	Plant & Equipment for a Purpose- Built Health and Well Being Centre in Kununurra	Kununurra	500,000
WURUNDJERI WOI WURRUNG CULTURAL HERITAGE ABORIGINAL CORPORATION	Voce, Treaty, Truth - Wurundjeri Corporation Symposium	Abbotsford	5,000
YAMATJI MARLPA ABORIGINAL CORPORATION	Proposal for the management of the Goldfields region NTRB functions	Perth	13,500,000
YAMATJI MARLPA ABORIGINAL CORPORATION	Delivering Indigenous Owned Renewable Energy Projects in the Pilbara, WA	Perth	2,877,325
YAWOORRONG MIRIUWUNG GAJERRONG YIRRGEB NOONG DAWANG ABORIGINAL CORPORATION	Indigenous Entrepreneurs Capital for MG Corporation (IEF)	Kununurra	1,872,000
YONGERUP ABORIGINAL CORPORATION	Kadadjiny - Thinking Listening Learning	Albany	862,629
YUNYTJU ABORIGINAL CORPORATION	Mens Tjilirra Movement MTM Community Hubs for Healing and Empowerment	Kintore	3,201,000

* Organisation locality is provided as location of grant activity is not available.

**Aboriginals Benefit Account Section 64.4 (ABA) (Small) grants decided and executed (grant agreement signed by both parties) Attachment C
between 1 May 2019 and 30 September 2020**

Organisation Name	Activity Title	Organisation Locality	Delivery Locations	Recommended by ABAAC (Yes/No)	Amount \$ (GST Exclusive)*
BAGALA ABORIGINAL CORPORATION	Barunga Community Store Energy Efficiency Project	CASUARINA NT	CASUARINA NT	Yes	95,417.00
CENTRECORP FOUNDATION	Australian Aboriginal Children Education Sponsorship and Remote Community Excursion Project	ALICE SPRINGS NT	ALICE SPRINGS NT	Yes	248,000.00
COUNCIL FOR ABORIGINAL ALCOHOL PROGRAM SERVICES ABORIGINAL CORPORATION	Solar Panel Installation at CAAPS	BERRIMAH NT	BERRIMAH NT	Yes	77,680.00
IRONBARK ABORIGINAL CORPORATION	Ironbark CDP Food Trailer and Aboriginal Bush Traders Food Trailer	HOLTZE NT	HOLTZE NT	Yes	168,424.00
KALANO COMMUNITY ASSOCIATION ABORIGINAL CORPORATION	Financial Administration Offices	KATHERINE NT	KATHERINE NT	Yes	99,969.79
KALANO COMMUNITY ASSOCIATION ABORIGINAL CORPORATION	Truck / Garbage Compactor	KATHERINE NT	KATHERINE NT	Yes	190,000.00
LARRAKIA NATION ABORIGINAL CORPORATION	Larrakia Kitchen - building our capacity to support our community	COCONUT GROVE NT	COCONUT GROVE NT	Yes	243,552.00
MUNUPI ARTS AND CRAFTS ASSOCIATION-ABORIGINAL CORPORATION	New Vehicle for Munupi Arts	MELVILLE ISLAND NT	PIRLANGIMPI NT	Yes	65,616.00
TARNTIPI HOMELANDS ABORIGINAL CORPORATION	Upgrades to the Cultural enterprise for Tarntipi Bush Camp	BATHURST ISLAND NT	BATHURST ISLAND NT	Yes	73,979.00

**Aboriginals Benefit Account Section 64.4 (ABA) (Small) grants decided and executed (grant agreement signed by both parties) Attachment C
between 1 May 2019 and 30 September 2020**

Organisation Name	Activity Title	Organisation Locality	Delivery Locations	Recommended by ABAAC (Yes/No)	Amount \$ (GST Exclusive)*
TIWI BOMBERS FOOTBALL CLUB INCORPORATED	Tiwi Bombers Womens Team - bringing equity and wellbeing to community	MARRARA NT	MARRARA NT, MILIKAPITI NT, PIRLANGIMPI NT, WURRUMIYANGA NT	Yes	115,000.00
TIWI ISLANDS REGIONAL COUNCIL	Ranku Generator	WURRUMIYANGA, NT	WURRUMIYANGA, NT	Yes	60,000.00
TIWI ISLANDS REGIONAL COUNCIL	Drill and cap a water bore for Paru Outstation - Melville Island	WURRUMIYANGA, NT	WURRUMIYANGA, NT	Yes	113,588.00
WALTJA TJUTANGKU PALYAPAYI CORP	2 x 4WD Mobility Support Vehicles	ALICE SPRINGS NT	ALICE SPRINGS NT	Yes	136,004.00
YANTJARRWU OUTSTATION RESOURCE CENTRE ABORIGINAL CORPORATION	Installation of 20 solar powered street lights in Emu Point Outstation	DALY RIVER NT	DALY RIVER NT	Yes	100,000.00
YIPIRINYA SCHOOL COUNCIL INC	Yipirinya School Solar System Installation	ALICE SPRINGS NT	ALICE SPRINGS NT	Yes	218,332.00

* Note: Small ABA grants are \$250,000 or less

**Aboriginals Benefit Account Section 64.4 (ABA) (Large) grants decided and executed (grant agreement signed by both parties) Attachment D
between 1 May 2019 and 30 September 2020**

Organisation Name	Activity Title	Organisation Locality	Delivery Locations	Recommended by ABAAC (Yes/No)	Amount \$ (GST Exclusive)*
DANILA DILBA BILURU BUTJI BINNILUTLUM HEALTH SERVICE ABORIGINAL CORPORATION	Construction and Fit-out of a new Indigenous Health Clinic in Humpty Doo.	DARWIN NT	DARWIN NT, HUMPTY DOO NT	Yes	500,000.00
DEMED ABORIGINAL CORPORATION	ABA Homelands Project Gumarrirnbang Araru Point and Manmoyi	OENPELLI NT	ARARU POINT NT, GUMARRIRNBANG NT, MANMOYI NT	Yes	641,000.00
JAWOYN ASSOCIATION ABORIGINAL CORPORATION	Purchase of Property for Jawoyn Association	KATHERINE NT	KATHERINE NT	Yes	520,000.00
KALANO COMMUNITY ASSOCIATION ABORIGINAL CORPORATION	Sealed Hardstand for Vehicles & Overhead Structures	KATHERINE NT	KATHERINE NT	Yes	534,426.24
NORTH BARKLY ABORIGINAL CORPORATION	Burudu Hybrid Solar Power Project	TENNANT CREEK NT	TENNANT CREEK NT	Yes	434,849.00
THE TRUSTEE FOR JAWOYN ABORIGINAL CHARITABLE TRUST NO. 1	Nitmiluk Tours Boat Replacement	KATHERINE NT	KATHERINE NT	Yes	360,000.00
TIWI LAND COUNCIL	ABA Homelands - Condor Point, Putjamirra and Taracumbi	WINNELLIE NT	TIWI ISLANDS NT, TIWI LAND COUNCIL NT	Yes	850,000.00
TJUWANPA OUTSTATION RESOURCE CENTRE ABORIGINAL CORPORATION	Tjuwanpa Media Enterprise Project	VIA HERMANNSBURG NT	VIA HERMANNSBURG NT	No	467,296.71
VRD QUARRIES PTY LTD	VRD Quarries Machinery Acquisition project	YARRALIN NT	YARRALIN NT	Yes	1,507,560.00
WARDDEKEN LAND MANAGEMENT LIMITED	ABA Homelands Project - Kabulwarnamyo	VIA JABIRU NT	VIA JABIRU NT	Yes	500,842.00
WARRIJA CONSTRUCTION AND CIVIL PTY. LTD.	Purchase of Plant and Equipment for Civil and Constructions Works.	NIGHTCLIFF NT	HOWARD SPRINGS NT	Yes	468,600.00

**Aboriginals Benefit Account Section 64.4 (ABA) (Large) grants decided and executed (grant agreement signed by both parties) Attachment D
between 1 May 2019 and 30 September 2020**

Organisation Name	Activity Title	Organisation Locality	Delivery Locations	Recommended by ABAAC (Yes/No)	Amount \$ (GST Exclusive)*
WEST DALY REGIONAL COUNCIL	Homelands Power Upgrades	DARWIN NT	DARWIN NT	Yes	1,141,126.00
WURLI WURLINJANG ABORIGINAL CORPORATION	Community Pharmacy Infrastructure Project	KATHERINE NT	KATHERINE NT	No	308,090.91
WURLI WURLINJANG ABORIGINAL CORPORATION	Infrastructure Expansion Strategy Stage 1	KATHERINE NT	KATHERINE NT	Yes	736,447.00
YANTJARRWU OUTSTATION RESOURCE CENTRE ABORIGINAL CORPORATION	Upgrade Sewerage System for the Emu Point Outstation	DALY RIVER NT	DALY RIVER NT	Yes	1,400,000.00
YILLI RREUNG HOUSING ABORIGINAL CORPORATION	Bulgul Solar Hybrid Systems	BERRIMAH, NT	BERRIMAH, NT	Yes	439,648.00
YILLI RREUNG HOUSING ABORIGINAL CORPORATION	Bulgul Solar Hybrid Systems	BERRIMAH NT	BERRIMAH NT	Yes	439,648.00
YILLI RREUNG HOUSING ABORIGINAL CORPORATION	Refurbishment of the Newly Purchased YRHAC Office Building.	BERRIMAH NT	BERRIMAH NT	Yes	1,000,000.00

* Note: Large ABA grants are over \$250,000

IAS Program	Higher-level KPI Menu Grouping	Menu Description	KPI Code and Description	Target
All	Mandatory	Mandatory key performance indicator – employment	MKPI.M1 - Indigenous Employment	[target] per cent of hours worked in the 6 month reporting period under the activity, are worked by an Indigenous person. Source: Service provider.
All	Mandatory	Mandatory key performance indicator – employment	MKDI.D1 - Employment Numbers	Number of Indigenous people employed and the total number of people employed, under the activity (by gender). Source: Service provider.
All	Mandatory	Mandatory key performance indicator – employment	MKDI.D2 - Hours Worked - Indigenous Staff	Number of hours worked in the reporting period by all Indigenous people employed under the activity. Source: Service provider.
All	Mandatory	Mandatory key performance indicator – employment	MKDI.D3 - Hours Worked - All Staff	Number of hours worked in the reporting period by all people employed under the activity. Source: Service provider.
All	Mandatory	Mandatory key performance indicator – employment	MKPI.M2 - Core Service Provision	Core activities or service being delivered meet or exceed requirements. Source: Agreement Manager review of Service Provider performance reporting.
Program 1.1	Indigenous Rangers and Protected Areas	Indigenous Rangers projects	D101.01 - Activities Planned	Number of different activities planned for the reporting period. Source: Service provider.
Program 1.1	Indigenous Rangers and Protected Areas	Indigenous Rangers projects	D101.02 - Activities Completed	Number of different activities completed in the reporting period. Source: Service provider.
Program 1.1	Indigenous Rangers and Protected Areas	Indigenous Rangers projects	P101.03 - Training	At least 50 per cent of unique employees participated in accredited training. Source: Service provider.
Program 1.1	Indigenous Rangers and Protected Areas	Indigenous Rangers projects	P101.04 - Employee Satisfaction	80 per cent of Indigenous employees agree that their technical and leadership skills have increased through their participation in the Ranger program. Source: Staff survey. Frequency: 12 monthly.
Program 1.1	Indigenous Rangers and Protected Areas	IPA Consultation Stage (pre-dedication)	D102.01 - Activities Planned	Number of different activities planned for the reporting period. Source: Service provider.
Program 1.1	Indigenous Rangers and Protected Areas	IPA Consultation Stage (pre-dedication)	D102.02 - Activities Completed	Number of different activities completed in the reporting period. Source: Service provider.
Program 1.1	Indigenous Rangers and Protected Areas	IPA Consultation Stage (pre-dedication)	D102.03 - Committee Meetings Held	Number of IPA Advisory Committee meetings held in the reporting period. Source: Service provider.
Program 1.1	Indigenous Rangers and Protected Areas	IPA Consultation Stage (pre-dedication)	P102.04 - Stakeholder Satisfaction	[Target] per cent of Traditional owners and other community members are satisfied with the level of community consultation: The level of community consultation meets or exceeds requirements.
Program 1.1	Indigenous Rangers and Protected Areas	IPA Implementation Stage (post-dedication)	D103.01 - Number of Activities	Number of different activities planned for the reporting period. Source: Service provider.
Program 1.1	Indigenous Rangers and Protected Areas	IPA Implementation Stage (post-dedication)	D103.02 - Activities Completed	Number of different activities completed in the reporting period. Source: Service provider.
Program 1.1	Indigenous Rangers and Protected Areas	IPA Implementation Stage (post-dedication)	D103.03 - Committee Meetings Held	Number of IPA Advisory Committee meetings held in the reporting period. Source: Service provider.
Program 1.1	Indigenous Rangers and Protected Areas	IPA Implementation Stage (post-dedication)	P103.04 - Stakeholder Satisfaction	[Target] per cent of Traditional owners on the IPA Committee are satisfied with the progress made on land and sea management by the provider: The level of progress made meets or exceeds expectations of progress.
Program 1.1	Indigenous Rangers and Protected Areas	IPA Implementation Stage (post-dedication)	P103.05 - Land Management Improvements	Land management activities are improved by the use of a Monitoring and Evaluation Reporting and Improvement (MERI) plan (or equivalent): Decisions are made on the basis of analysis. Source: Service provider. Frequency: 12 monthly.
Program 1.1	Business Development activities	Capital from PMC direct to business	D104.01 - Capital Purchases or Leasing	From capital granted, dollar amount spent on purchasing or leasing equipment / facilities in the reporting period. Source: Service provider.
Program 1.1	Business Development activities	Capital from PMC direct to business	D104.02 - Capital Staff	From capital granted, dollar amount spent on staff salaries and benefits in the reporting period. Source: Service provider.
Program 1.1	Business Development activities	Capital from PMC direct to business	D104.03 - Capital Other	From capital granted, dollar amount spent on other things or activities in the reporting period. Source: Service provider.
Program 1.1	Business Development activities	Capital from intermediary to business	D105.01 - Financed Businesses	Number of individual financed businesses and organisations in the reporting period. Source: Service provider.

IAS Program	Higher-level KPI Menu Grouping	Menu Description	KPI Code and Description	Target
Program 1.1	Business Development activities	Capital from intermediary to business	D105.02 - Capital Provided	Total capital provided to financed businesses and organisations in the reporting period. Source: Service provider.
Program 1.1	Business Development activities	Capital from intermediary to business	D105.03 - Female Ownership	Number of individual financed businesses and organisations in the reporting period that have a female owner. Source: Service provider.
Program 1.1	Business Development activities	Capital from intermediary to business	P105.04 - Participation in Service	100 per cent of [number specified in Funding Agreement] individual businesses and organisations are financed. Source: Service provider.
Program 1.1	Business Development activities	Business Support Activities Provided as a General Resource	D106.01 - In-House Advisory Support	Number of individual businesses and organisations in the reporting period that received in-house advisory support. Source: Service provider.
Program 1.1	Business Development activities	Business Support Activities Provided as a General Resource	D106.02 - Professional Services	Number of individual businesses and organisations in the reporting period that received professional advice. Source: Service provider.
Program 1.1	Business Development activities	Business Support Activities Provided as a General Resource	D106.03 - Events / Activities	Number of individual events / activities run. Source: Service provider.
Program 1.1	Business Development activities	Business Support Activities Provided as a General Resource	D106.04 - Collaborative Partnerships	Number of third parties with whom a collaborative partnership has been formed. Source: Service provider.
Program 1.1	Business Development activities	Business Support Activities Provided as a General Resource	D106.05 - Gender Products	Number of gender products developed. Source: Service provider.
Program 1.1	Business Development activities	Business Support Activities Provided as a General Resource	P106.06 - Participation in Service	100 per cent of [number specified in Funding Agreement] individual businesses and organisations are supported. Source: Service provider.
Program 1.1	Business Development activities	Business Support Activities Provided as a General Resource	P106.07 - Regional / Remote Participation in Service	[target] per cent of supported businesses are classified as regional / remote. Source: Service provider.
Program 1.1	Business Development activities	Business Support Activities Provided as a General Resource	P106.08 - Quality of Support	At least 80 per cent of supported businesses are satisfied with the level of support received. Source: Service provider. Frequency: 12 monthly.
Program 1.1	Business Development activities	Business Support Activities Provided as Case Management	D107.01 - Business Support	Number of individual supported businesses and organisations in the reporting period. Source: Service provider.
Program 1.1	Business Development activities	Business Support Activities Provided as Case Management	D107.02 - Collaborative Partnerships	Number of third parties with whom a collaborative partnership has been formed. Source: Service provider.
Program 1.1	Business Development activities	Business Support Activities Provided as Case Management	D107.03 - Gender Products	Number of gender products developed. Source: Service provider.
Program 1.1	Business Development activities	Business Support Activities Provided as Case Management	P107.04 - Participation in Service	100 per cent of [number specified in Funding Agreement] individual businesses and organisations are supported. Source: Service provider.
Program 1.1	Business Development activities	Business Support Activities Provided as Case Management	P107.05 - Regional / Remote Participation in Service	[target] per cent of supported businesses are classified as regional / remote. Source: Service provider.
Program 1.1	Business Development activities	Business Support Activities Provided as Case Management	P107.06 - Early Stage / Pre-Bank participation in service	At least 40 per cent of supported businesses are classified as Early Stage / Pre-Bank. Source: Service provider.

IAS Program	Higher-level KPI Menu Grouping	Menu Description	KPI Code and Description	Target
Program 1.1	Business Development activities	Indigenous Business Direct Registration Activities	D108.01 - Registration Activities	Number of individual Indigenous businesses registered in the IBD at the time of reporting. Source: Service provider.
Program 1.1	Business Development activities	Indigenous Business Direct Registration Activities	D108.02 - Female Ownership	Number of individual Indigenous businesses registered in the IBD at the time of reporting that are owned by a woman. Source: Service provider.
Program 1.1	Business Development activities	Indigenous Business Direct Registration Activities	D108.03 - Government Users	Number of individual government users of the IBD in the reporting period. Source: Service provider.
Program 1.1	Business Development activities	Indigenous Business Direct Registration Activities	D108.04 - Corporate Users	Number of individual corporate users of the IBD in the reporting period. Source: Service provider.
Program 1.1	Business Development activities	Indigenous Business Direct Registration Activities	P108.05 - Participation in Service	100 per cent of [number specified in Funding Agreement] individual businesses registered in the IBD are audited every 12 months. Source: Indigenous Business Direct. Frequency: 12 monthly.
Program 1.1	Business Development activities	Indigenous Business Direct Registration Activities	P108.06 - Satisfaction with IBD	At least 80 per cent of registered suppliers and government and corporate users of the IBD are satisfied with the quality of the IBD. Source: Service provider.
Program 1.1	Business Development activities	Indigenous Business Direct Registration Activities	P108.07 - Indigenous Business Contracts	At least 3 per cent of the total value of contracts were awarded to Indigenous Businesses. Source: Contractor. Frequency: Over the life of the contract.
Program 1.1	Land (Native Title)	Native Title Claims	P112.01 - Efficiency	At least 80 per cent of milestones specified in the operational plan for the 6-month period have been met in the 6-month period. Source: Service provider.
Program 1.1	Land (Native Title)	Native Title Claims	P112.02 - Cost-effectiveness	Expenditure in the 6-month period is 100 per cent or less [target] of the available budget. Source: Service Provider.
Program 1.1	Land (Native Title)	PBC Establishment	P113.01 - Effectiveness	At least 40 per cent of established PBCs have reached the development stage identified in their 12 monthly plan. Source: Service provider. Frequency: 12 monthly.
Program 1.1	Land (Native Title)	PBC Establishment	P113.02 - Efficiency	At least 80 per cent of milestones specified in the operational plan for the 6-month period have been met in the 6-month period. Source: Service provider.
Program 1.1	Land (Native Title)	PBC Establishment	P113.03 - Cost-effectiveness	Expenditure in the 6-month period is 100 per cent or less [target] of the available budget. Source: Service provider.
Program 1.1	Land (Native Title)	PBC Establishment	P113.04 - PBC established	A PBC has been established for 100 per cent of claims that have achieved a determination of native title. Source: Service provider.
Program 1.2	Early Childhood	Children aged 0-5 years - playgroup, pre-school, childcare services	D201.01 - Number of Funded Positions	Number of funded early childhood positions (playgroups, child care, preschools, etc.). Source: Service provider.
Program 1.2	Early Childhood	Children aged 0-5 years - playgroup, pre-school, childcare services	D201.02 - Preschool Enrolments	Number of children enrolled in preschool. Source: Service provider.
Program 1.2	Early Childhood	Children aged 0-5 years - playgroup, pre-school, childcare services	D201.03 - Preschool Attendance	Number of unique children attending preschool (by gender). Source: Service provider.
Program 1.2	Early Childhood	Children aged 0-5 years - playgroup, pre-school, childcare services	D201.04 - Participation Numbers - Early Childhood	Number of children participating in early childhood activities excluding preschool (by gender). Source: Service provider.
Program 1.2	Early Childhood	Children aged 0-5 years - playgroup, pre-school, childcare services	D201.05 - Number of Referrals	Number of referrals to appropriate support services. Source: Service provider.
Program 1.2	Early Childhood	Children aged 0-5 years - playgroup, pre-school, childcare services	D201.06 - Number of Events	Number of funded events held. Source: Service provider.
Program 1.2	Early Childhood	Children aged 0-5 years - playgroup, pre-school, childcare services	P201.07 - Preschool Attendance Rate	80 per cent of enrolled children attended preschool for at least 15 hours in the reference week. Source: Service provider.

IAS Program	Higher-level KPI Menu Grouping	Menu Description	KPI Code and Description	Target
Program 1.2	Early Childhood	Children aged 0-5 years - playgroup, pre-school, childcare services	P201.08 - Childcare Attendance Rate	80 per cent of registered children attended service at least 50 per cent of their registered days across the 6-month reporting period. Source: Service provider.
Program 1.2	Early Childhood	Children aged 0-5 years - playgroup, pre-school, childcare services	P201.09 - Participation	70 per cent of funded places were filled across the 6-month reporting period. Source: Service provider.
Program 1.2	Early Childhood	Children aged 0-5 years - playgroup, pre-school, childcare services	P201.10 - Parent or Carer Feedback	80 per cent of parents or carers whose children attend the service agree the service has improved their child's language skills, social skills, confidence, health and/or learning outcomes. Source: Feedback form.
Program 1.2	Early Childhood	Parents / Carers - case management including referrals, parent education and community events	D202.01 - Participation Numbers - Parents	Number of parents or carers (by gender) receiving services. Source: Service provider.
Program 1.2	Early Childhood	Parents / Carers - case management including referrals, parent education and community events	D202.02 - Number of Referrals	Number of referrals to appropriate support services. Source: Service provider.
Program 1.2	Early Childhood	Parents / Carers - case management including referrals, parent education and community events	D202.03 - Number of Events	Number of events held. Source: Service provider.
Program 1.2	Early Childhood	Parents / Carers - case management including referrals, parent education and community events	P202.04 - Parent or Carer Confidence	80 per cent of parents, carers or training recipients receiving services feel more confident in their ability to provide a safe, nurturing and educational environment for their children. Source: Feedback form.
Program 1.2	Early Childhood	Stronger Communities for Children	P203.01 - Stakeholder Satisfaction	80 per cent of stakeholders agree that services were delivered by the right people, at the right time, in the right place and using the right language. Source: Feedback form.
Program 1.2	School Infrastructure	School Infrastructure	D204.01 - Infrastructure Progress	Progress against schedule of infrastructure development including completion. Source: Service provider.
Program 1.2	School Infrastructure	School Infrastructure	P204.02 - Infrastructure Usage	100 per cent of the infrastructure created is in use by the school or school personnel. Source: Service provider. Frequency: 6 months after building completion.
Program 1.2	Workforce Development	Workforce Development	D205.01 - Participation Numbers	Number of staff (by gender) participating in the funded activity(ies). Source: Service provider.
Program 1.2	Workforce Development	Workforce Development	P205.02 - Participation	100 per cent of (number specified in Funding Agreement) school staff or schools participated in activity. Source: Service provider.
Program 1.2	Workforce Development	Workforce Development	P205.03 - Service Quality	80 per cent of participants receiving the services are satisfied they were useful and well-delivered. Source: Participant survey.
Program 1.2	Workforce Development	Workforce Development	P205.04 - Participant Job Confidence	80 per cent of participants agree they feel more adequately prepared to perform their job as a result of the services received. Source: Participant survey.
Program 1.2	Engagement	School Students	D206.01 - Participation Numbers	Number of unique students (by gender) participating in the funded activity(ies). Source: Service provider.
Program 1.2	Engagement	School Students	P206.02 - Participation	80 per cent of (number specified in Funding Agreement) unique students participated in the service. Source: Service provider.
Program 1.2	Engagement	School Students	P206.03 - Retention in Education	80 per cent of all serviced students in the reporting period are participating in education or training at the end of the reporting period. Source: Service provider.
Program 1.2	Engagement	Disengaged children and youth	D207.01 - Participation Numbers	Number of children and/or youth and/or young mothers supported through the funded activities (by gender). Source: Service provider.
Program 1.2	Engagement	Disengaged children and youth	P207.02 - Participation	80 per cent of (number specified in Funding Agreement) unique people participated in the service. Source: Service provider.

IAS Program	Higher-level KPI Menu Grouping	Menu Description	KPI Code and Description	Target
Program 1.2	Engagement	Disengaged children and youth	P207.03 - Client Engagement	60 per cent of unique serviced clients are participating in education or employment-related activities at the end of the 6-month reporting period. Source: Service provider.
Program 1.2	Engagement	Services delivered to parents/carers of children and youth	D208.01 - Participation Numbers	Number of unique parents or carers (by gender) who have participated in the funded activity(ies). Source: Service provider.
Program 1.2	Engagement	Services delivered to parents/carers of children and youth	P208.02 - Participation	80 per cent of (number specified in Funding Agreement) unique people participated in the service. Source: Service provider.
Program 1.2	Engagement	Services delivered to parents/carers of children and youth	P208.03 - Parent or Carer Feedback	[target] per cent of serviced parents or carers agree the service was useful and beneficial. Source: Feedback form.
Program 1.2	Health and Nutrition Services	Health and Nutrition Services	D209.01 - Number of Meals Provided	Number of meals provided. Source: Service provider.
Program 1.2	Health and Nutrition Services	Health and Nutrition Services	D209.02 - Participation Numbers	Number of unique students (by gender) receiving meals. Source: Service provider.
Program 1.2	Health and Nutrition Services	Health and Nutrition Services	D209.03 - Parental Engagement	Number of parents or carers who volunteered in the reporting period. Source: Service provider.
Program 1.2	Health and Nutrition Services	Health and Nutrition Services	P209.04 - Participation	100 per cent of (number specified in Funding Agreement) people receive meals in the 6-month reporting period. Source: Service provider.
Program 1.2	Health and Nutrition Services	Health and Nutrition Services	P209.05 - School Attendance	[target] per cent of students attending the school where meals are provided have attended school for at least 90 per cent of school days. Source: Service provider.
Program 1.2	Mentoring and Scholarships	Mentoring and Scholarships	D210.01 - Participation Numbers	Number of unique students (by gender) receiving scholarships or mentoring. Source: Service provider.
Program 1.2	Mentoring and Scholarships	Mentoring and Scholarships	D210.02 - Attainment Numbers	Number of Year 10 and Year 12 students (by gender) participating in the activity have attained their Year 10 or Year 12 certificate. Source: Service provider.
Program 1.2	Mentoring and Scholarships	Mentoring and Scholarships	P210.03 - Participation	[target] per cent of (number specified in Funding Agreement) unique students receive scholarships or mentoring. Source: Service provider. Frequency: 12 monthly
Program 1.2	Mentoring and Scholarships	Mentoring and Scholarships	P210.04 - School Attendance	[target] per cent of participating students have a school attendance rate of at least 70 per cent of school days attended. Source: Service provider.
Program 1.2	Mentoring and Scholarships	Mentoring and Scholarships	P210.05 - School Attainment Rate	80 per cent of Year 10 or Year 12 serviced students due to graduate in that year have attained their Year 10 or Year 12 certificate. Source: Service provider. Frequency: 12 monthly.
Program 1.2	Mentoring and Scholarships	Mentoring and Scholarships	P210.06 - Further Education Pathways	[target] per cent of participating students who are due to graduate Year 10 or Year 12 and exit secondary school in that year, intend to enrol in tertiary education within the next 6 months. Source: Client Survey. Frequency: 12 monthly.
Program 1.2	Attainment	Attainment	D211.01 - Participation Numbers - Children	Number of children receiving services (by gender). Source: Service provider.
Program 1.2	Attainment	Attainment	D211.02 - Participation Numbers - Family	Number of family members receiving services (by gender). Source: Service provider.
Program 1.2	Attainment	Attainment	P211.03 - Participation	100 per cent of (number specified in Funding Agreement) unique people receiving services. Source: Service provider.
Program 1.2	School Attendance (RSAS)	School Attendance (RSAS)	P212.01 - School Attendance	At least 40 per cent of serviced students have attended school for 90 per cent of possible school days. Source: Department of Education.
Program 1.2	Tertiary Education	Pre-Tertiary	D213.01 - Utilisation of Budget	Percentage utilisation of available budget in line with Funding Agreement. Source: Service provider. Frequency: 12 monthly.
Program 1.2	Tertiary Education	Pre-Tertiary	D213.02 - Participation Numbers	Number of unique pre-tertiary people receiving services (by gender). Source: Service Provider.
Program 1.2	Tertiary Education	Pre-Tertiary	P213.03 - Participation - Pre-Tertiary	100 per cent of (number specified in Funding Agreement) unique pre-tertiary people receiving services. Source: Service provider. Frequency: 12 monthly.

IAS Program	Higher-level KPI Menu Grouping	Menu Description	KPI Code and Description	Target
Program 1.2	Tertiary Education	Pre-Tertiary	P213.04 - Further Education Pathways	[target] per cent of pre-tertiary people receiving services say they intend to enrol in tertiary education within the next 6 months. Source: Feedback form.
Program 1.2	Tertiary Education	Pre-Tertiary	P213.05 - Tertiary Enrolments	One month prior to leaving services, 80 per cent of pre-tertiary people receiving services are enrolled in VET or university studies. Source: HEIMS.
Program 1.2	Tertiary Education	Tertiary Students	D214.01 - Utilisation of Budget	Percentage utilisation of available budget in line with Funding Agreement. Source: Service provider. Frequency: 12 monthly.
Program 1.2	Tertiary Education	Tertiary Students	D214.02 - Participation Numbers	Number of unique tertiary students receiving services (by gender). Source: Service Provider.
Program 1.2	Tertiary Education	Tertiary Students	P214.03 - Participation - Tertiary	100 per cent of (number specified in Funding Agreement) unique tertiary students receiving services. Source: Service provider. Frequency: 12 monthly.
Program 1.2	Tertiary Education	Tertiary Students	P214.04 - Service Delivery	90 per cent of tertiary students receiving services are satisfied that the services provided met their immediate needs and were well-delivered. Source: Feedback form.
Program 1.2	Tertiary Education	Tertiary Students	P214.05 - Practical Barriers	No more than 80 per cent of tertiary students receiving services report practical barriers to tertiary attendance. Source: Feedback form.
Program 1.2	Tertiary Education	Tertiary Students	P214.06 - Completion Rates	80 per cent of tertiary students receiving services are enrolled in VET or university studies at the end of the 12 month reporting period, or have completed their qualification during that period. Source: HEIMS. Frequency: 12 monthly.
Program 1.3	Safe and Functional Communities	Safe and Functional Communities	D301.01 - Patrol Hours	Number of hours of active patrol. Source: Service provider.
Program 1.3	Safe and Functional Communities	Safe and Functional Communities	D301.02 - Safety Issues Addressed	Number of safety issues addressed. Source: Service Provider.
Program 1.3	Safe and Functional Communities	Safe and Functional Communities	P301.03 - Formal Training	100 per cent of tenured staff commenced some formal training. Source: Service provider.
Program 1.3	Safe and Functional Communities	Safe and Functional Communities	P301.04 - Stakeholder Satisfaction	70 per cent of stakeholders in the community surveyed are satisfied that night patrol is well-delivered and appropriate. Source: Stakeholder feedback. Frequency: 12 monthly
Program 1.3	Safe and Functional Communities	Safe and Functional Communities	P301.05 - Safety and Security	70 per cent of stakeholders in the community surveyed agree that night patrol is helping to increase feelings of safety and security in the community. Source: Stakeholder feedback. Frequency: 12 monthly.
Program 1.3	Violence Reduction	Perpetrator Interventions	D302.01 - Client Numbers	Number of unique clients serviced (by gender). Source: Service provider.
Program 1.3	Violence Reduction	Perpetrator Interventions	D302.02 - Completion of Treatment	Number of unique clients completing treatment (by gender). Source: Service provider.
Program 1.3	Violence Reduction	Perpetrator Interventions	P302.03 - Participation	75 per cent of (number specified in Funding Agreement) clients complete all relevant activities or courses of treatment outlined in their case plan. Source: Service provider.
Program 1.3	Violence Reduction	Perpetrator Interventions	P302.04 - Client Progress	75 per cent of (number specified in Funding Agreement) clients make progress against their individualised support plan. Source: Service provider.
Program 1.3	Violence Reduction	Perpetrator Interventions	P302.06 - Objective Safety	85 per cent of clients show a reduction in violent re-offending. Source: Police Records.
Program 1.3	Violence Reduction	Strengthening families to address violence	D303.01 - Client Numbers	Number of unique clients using the service (by gender). Source: Service provider.
Program 1.3	Violence Reduction	Strengthening families to address violence	P303.02 - Treatment Attendance and Completion	85 per cent of (number specified in Funding Agreement) clients attend and complete all relevant activities or course of treatment outlined in their case plan. Source: Service provider.
Program 1.3	Violence Reduction	Strengthening families to address violence	P303.03 - Support Plan Progress	85 per cent of (number specified in Funding Agreement) clients make progress against their individualised support plan. Source: Service provider.
Program 1.3	Violence Reduction	Strengthening families to address violence	P303.04 - Client Satisfaction	90 per cent of clients receiving services are satisfied that the services provided met their immediate needs and were well-delivered. Source: Service provider.
Program 1.3	Violence Reduction	Strengthening families to address violence	P303.05 - Psychological Wellbeing	85 per cent of clients agree that they feel safer, more in control of their lives; or have lower levels of distress. Source: Feedback form.
Program 1.3	Violence Reduction	Strengthening families to address violence	P303.06 - Reduced Distress	85 per cent of clients have reported fewer violent incidents and/or reduced severity of incidents. Source: Feedback form.
Program 1.3	Violence Reduction	Child and Youth Victims	D304.01 - Client Numbers	Number of unique clients using the service (by gender). Source: Service provider.
Program 1.3	Violence Reduction	Child and Youth Victims	D304.02 - Safety Plans	Number of clients with up to date safety plan in place (by gender). Source: Service provider.

IAS Program	Higher-level KPI Menu Grouping	Menu Description	KPI Code and Description	Target
Program 1.3	Violence Reduction	Child and Youth Victims	P304.03 - Participation	85 per cent of (number specified in Funding Agreement) clients attend and complete all relevant activities or course of treatment outlined in their case plan. Source: Service provider.
Program 1.3	Violence Reduction	Child and Youth Victims	P304.04 - Support Plan Progress	85 per cent of (number specified in Funding Agreement) clients make progress against their individualised support plan. Source: Service provider.
Program 1.3	Family Violence Prevention – Victim Support	Victims of family violence and sexual assault	D305.01 - Client Numbers	Number of unique clients using the service (by gender). Source: Service provider.
Program 1.3	Family Violence Prevention – Victim Support	Victims of family violence and sexual assault	P305.02 - Client Satisfaction	90 per cent of clients receiving services are satisfied that the services provided met their immediate needs and were well-delivered. Source: Feedback form.
Program 1.3	Family Violence Prevention – Victim Support	Victims of family violence and sexual assault	P305.03 - Understanding of Legal Rights	90 per cent of clients agree they understand their legal rights and needs. Source: Feedback form.
Program 1.3	Family Violence Prevention – Victim Support	Victims of family violence and sexual assault	P305.04 - Client Safety	90 per cent of clients accessing services agree that they feel safer and more in control of their lives. Source: Feedback form.
Program 1.3	Family Violence Prevention – Victim Support	General Population - primary prevention services, including FVPLS community legal education	D306.01 - Number of Events	Number of events conducted. Source: Service provider.
Program 1.3	Family Violence Prevention – Victim Support	General Population - primary prevention services, including FVPLS community legal education	D306.02 - Number of Attendees	Number of attendees (by gender). Source: Service provider.
Program 1.3	Family Violence Prevention – Victim Support	General Population - primary prevention services, including FVPLS community legal education	P306.03 - Impact of Family Violence	95 per cent of participants provided with CLE and/or prevention activities agree with statements regarding the definition and impact of family violence. Source: Feedback form.
Program 1.3	Family Violence Prevention – Victim Support	General Population - primary prevention services, including FVPLS community legal education	P306.04 - Awareness	95 per cent of participants provided with CLE and/or prevention activities feel confident they would know where to go for help if they were a victim of family violence or sexual assault. Source: Feedback form.
Program 1.3	Family Violence Prevention – Victim Support	Victim support activities - non-legal services	D307.01 - Client Numbers	Number of clients using the service (by gender). Source: Service provider.
Program 1.3	Family Violence Prevention – Victim Support	Victim support activities - non-legal services	D307.02 - Referrals into the Service	Number of client referrals into the service (by gender). Source: Service provider.
Program 1.3	Family Violence Prevention – Victim Support	Victim support activities - non-legal services	D307.03 - Referrals to Other Services	Number of clients referred to other services (by gender). Source: Service provider.
Program 1.3	Family Violence Prevention – Victim Support	Victim support activities - non-legal services	D307.04 - Safety Plans	Number of clients with an up to date safety plan. Source: Service provider.
Program 1.3	Family Violence Prevention – Victim Support	Victim support activities - non-legal services	P307.05 - Client Satisfaction	90 per cent of clients receiving services are satisfied that the services provided met their immediate needs and were well-delivered. Source: Feedback form.
Program 1.3	Family Violence Prevention – Victim Support	Victim support activities - non-legal services	P307.06 - Subjective safety	85 per cent of clients receiving services agree that they feel safer, more in control of their lives and less distressed. Source: Feedback form.
Program 1.3	Family Violence Prevention – Victim Support	Victim support activities - non-legal services	P307.07 - Psychological wellbeing	85 per cent of clients' level of distress is reduced as a result of accessing the service. Source: Service provider.
Program 1.3	Mental Health and Wellbeing	Critical response service	D308.01 - Number of Incidents	Number of unique incidents responded to. Source: Service provider.
Program 1.3	Mental Health and Wellbeing	Critical response service	D308.02 - Client Numbers	Number of individual families supported. Source: Service provider.
Program 1.3	Mental Health and Wellbeing	Critical response service	D308.03 - Client Follow up	Number of individual families who received at least one follow-up contact. Source: Service provider.
Program 1.3	Mental Health and Wellbeing	Critical response service	D308.04 - Number of Service Providers	Number of service providers supported. Source: Service provider.

IAS Program	Higher-level KPI Menu Grouping	Menu Description	KPI Code and Description	Target
Program 1.3	Mental Health and Wellbeing	Critical response service	D308.05 - Number of communities engaged	Number of communities engaged. Source: Service Provider.
Program 1.3	Mental Health and Wellbeing	Critical response service	D308.06 - Suicide Response and Prevention Plans	Number of community suicide response and prevention plans put in place. Source: Service provider.
Program 1.3	Mental Health and Wellbeing	Critical response service	D308.07 - Community Consultation	Number of community consultation sessions held. Source: Service provider.
Program 1.3	Mental Health and Wellbeing	Critical response service	P308.08 - Staff Qualifications	100 per cent of people employed as Critical Response Advocates under the activity have or are working towards relevant qualifications. Source: Service provider.
Program 1.3	Mental Health and Wellbeing	Critical response service	P308.09 - Participation	30 per cent of (number specified in Community Consultation Plans) relevant service providers (as identified in community specific plans) participate in community consultation processes. Source: Service provider.
Program 1.3	Mental Health and Wellbeing	Critical response service	P308.10 - Stakeholder Feedback Stream 1	70 per cent of key stakeholders agree that the family's needs have been met by the activity. Source: Feedback form. Frequency: 12 monthly.
Program 1.3	Mental Health and Wellbeing	Critical response service	P308.11 - Stakeholder Feedback Stream 2	70 per cent of key stakeholders agree that the activity has had a positive impact on the ability of the community to respond to critical incidents. Source: Feedback form. Frequency: 12 monthly.
Program 1.3	Mental Health and Wellbeing	Link up services	D309.01 - Client Numbers	Number of individual reunion clients supported (by gender and generation). Source: Service provider.
Program 1.3	Mental Health and Wellbeing	Link up services	D309.02 - Number of Group Activities	Number of unique occasions of group activities. Source: Service provider.
Program 1.3	Mental Health and Wellbeing	Link up services	D309.03 - Community Events	Number of community events held. Source: Service provider.
Program 1.3	Mental Health and Wellbeing	Link up services	D309.04 - Family Tracing Processes	Number of family tracing and/or reunion processes that have resulted in completed family history research. Source: Service provider.
Program 1.3	Mental Health and Wellbeing	Link up services	D309.05 - Family Reunions	Number of family tracing and/or reunion processes that have resulted in reunion. Source: Service provider.
Program 1.3	Mental Health and Wellbeing	Link up services	D309.06 - Family Closures	Number of family tracing and/or reunion processes that have closed. Source: Service provider.
Program 1.3	Mental Health and Wellbeing	Link up services	P309.07 - Duration of Processes	60 per cent of family tracing and/or reunion processes have resulted in completed family history research and/or reunion within 18 months of commencement. Source: Service provider.
Program 1.3	Mental Health and Wellbeing	Link up services	P309.08 - Client Feedback	90 per cent of clients are moderately to highly satisfied with the quality of support received throughout the family tracing and/or reunion processes and the way the process was handled. Source: Feedback form.
Program 1.3	Mental Health and Wellbeing	Link up services	P309.09 - Client Feedback - Closed Processes	60 per cent of clients whose family tracing process is closed are moderately to highly satisfied that they have progressed on their healing journey. Source: Feedback form.
Program 1.3	Mental Health and Wellbeing	Social emotional well-being services	D310.01 - Client Numbers	Number of individual clients supported (by gender). Source: Service provider.
Program 1.3	Mental Health and Wellbeing	Social emotional well-being services	D310.02 - Number of Group Activities	Number of unique occasions of group activities. Source: Service Provider.
Program 1.3	Mental Health and Wellbeing	Social emotional well-being services	D310.03 - Community Events	Number of community events held. Source: Service provider.
Program 1.3	Mental Health and Wellbeing	Social emotional well-being services	D310.04 - Number of Feedback Forms	Number of client feedback forms submitted. Source: Service Provider.
Program 1.3	Mental Health and Wellbeing	Social emotional well-being services	P310.05 - Appropriate Qualifications	100 per cent of people employed under the activity have or are working towards relevant qualifications. Source: Service provider.
Program 1.3	Mental Health and Wellbeing	Social emotional well-being services	P310.06 - Client Feedback	85 per cent of feedback forms show moderate to high satisfaction with the quality of support received. Source: Service provider.
Program 1.3	Mental Health and Wellbeing	Social emotional well-being services	P310.07 - Client Satisfaction	60 per cent of feedback forms show moderate to high satisfaction that needs have been met by this interaction Source: Feedback form.
Program 1.3	Mental Health and Wellbeing	Workforce support services	D311.01 - Professionally Supported Clients	Number of individual PM&C funded workers (participants) currently receiving professional support (by gender). Source: Service provider.

IAS Program	Higher-level KPI Menu Grouping	Menu Description	KPI Code and Description	Target
Program 1.3	Mental Health and Wellbeing	Workforce support services	D311.02 - Training Enrolments	Number of individual PM&C funded workers (participants) currently enrolled in accredited training funded by this activity (by gender). Source: Service provider.
Program 1.3	Mental Health and Wellbeing	Workforce support services	P311.03 - Participant Feedback	90 per cent of participants are moderately to highly satisfied with the quality of training and/or PD support received. Source: Feedback form.
Program 1.3	Mental Health and Wellbeing	Workforce support services	P311.04 - Stakeholder Feedback	80 per cent of host organisations strongly agree that the activity has had a positive impact on the ability of SEWB workers funded under the activity to support individuals and families in the community. Source: Feedback form.
Program 1.3	Mental Health and Wellbeing	Mental Health First Aid	D312.01 – Participation numbers by gender	Number of people who commence the workshops (by gender). Source: Service Provider.
Program 1.3	Mental Health and Wellbeing	Mental Health First Aid	D312.02 – Completion numbers by gender	Number of people who complete the workshops (by gender). Source: Service Provider.
Program 1.3	Mental Health and Wellbeing	Mental Health First Aid	P312.03 – Participation by registration and commencement	Refer to registrations and commencements in the table at paragraph 3.2. Source: Service Provider.
Program 1.3	Mental Health and Wellbeing	Mental Health First Aid	P312.04 – Completion	Refer to completions in table at paragraph 3.2. Source: Service Provider.
Program 1.3	Mental Health and Wellbeing	Mental Health First Aid	P312.05 – Representation	80 per cent of the core family groups and core stakeholders as identified in the Community Profile for each high-risk community. Source: Service Provider.
Program 1.3	Mental Health and Wellbeing	Mental Health First Aid	P312.06 – Knowledge	60 per cent improvement in knowledge of the ALGEE five point action plan. Source: Service Provider.
Program 1.3	Mental Health and Wellbeing	Mental Health First Aid	P312.07 – Knowledge	60 per cent increase in ability to see if someone needs help with mental health. Source: Service Provider.
Program 1.3	Mental Health and Wellbeing	Indigenous Sport	D313.01 - Number of Volunteers	Number of volunteers (by gender). Source: Service provider.
Program 1.3	Mental Health and Wellbeing	Indigenous Sport	D313.02 - Number of Activities	Number of activities held. Source: Service provider.
Program 1.3	Mental Health and Wellbeing	Indigenous Sport	D313.03 - Participation Numbers	Number of individual people participating in events (by gender). Source: Service provider.
Program 1.3	Mental Health and Wellbeing	Indigenous Sport	D313.04 - Session Numbers	Number of sessions held. Source: Service provider.
Program 1.3	Mental Health and Wellbeing	Indigenous Sport	D313.05 - Participation Average	Average participants per session. Source: Service provider.
Program 1.3	Mental Health and Wellbeing	Indigenous Sport	P313.06 - Participation	At least 80 per cent of (number specified in the Funding Agreement) individual people participate in activities. Source: Service provider.
Program 1.3	Mental Health and Wellbeing	Indigenous Sport	P313.07 - Stakeholder Feedback	80 per cent of key stakeholders strongly agree that the activity has had a positive impact on participants' anti-social behaviours, school attendance and level of community engagement. Source: Feedback form.
Program 1.3	Reducing Substance Misuse and Harm	Residential Treatment	D314.01 - Residential Availability	Number of available bed days. Source: Service provider.
Program 1.3	Reducing Substance Misuse and Harm	Residential Treatment	D314.02 - Residential Program Type	Number of residential program/s run (by program type i.e. 6, 8 or 12 week). Source: Service provider.
Program 1.3	Reducing Substance Misuse and Harm	Residential Treatment	D314.03 - Client Numbers	Number of individual clients who commenced the program (by gender). Source: Service provider.
Program 1.3	Reducing Substance Misuse and Harm	Residential Treatment	D314.04 - Indigenous Client Numbers	Number of Indigenous clients (by gender). Source: Service provider.
Program 1.3	Reducing Substance Misuse and Harm	Residential Treatment	D314.05 - Repeat Client Numbers	Number of repeat clients (by gender). Source: Service provider.
Program 1.3	Reducing Substance Misuse and Harm	Residential Treatment	D314.06 - Episodes of Care	Number of episodes of care. Source: Service provider.
Program 1.3	Reducing Substance Misuse and Harm	Residential Treatment	D314.07 - Completion Rate	Number of individual clients who completed the full treatment programme (by gender). Source: Service provider.
Program 1.3	Reducing Substance Misuse and Harm	Residential Treatment	D314.08 - Indigenous Treatment Completion	Number of Indigenous clients who completed the full treatment programme (by gender). Source: Service provider.
Program 1.3	Reducing Substance Misuse and Harm	Residential Treatment	D314.09 - Client Rejections	Number individual clients who could not be accepted for treatment due to capacity. Source: Service provider.

IAS Program	Higher-level KPI Menu Grouping	Menu Description	KPI Code and Description	Target
Program 1.3	Reducing Substance Misuse and Harm	Residential Treatment	P314.10 - Occupancy Rate	The occupancy rate is minimum 80 per cent. Source: Service provider.
Program 1.3	Reducing Substance Misuse and Harm	Residential Treatment	P314.11 - Episodes of Care - Treatment	80 per cent of clients who completed treatment underwent, on average, five treatment therapy or activity sessions per week whilst in the program. Source: Service provider.
Program 1.3	Reducing Substance Misuse and Harm	Residential Treatment	P314.12 - Residential Care	At least 40 per cent of individual serviced clients completed treatment. Source: Service provider.
Program 1.3	Reducing Substance Misuse and Harm	Residential Treatment	P314.13 - Reduction in Substance Misuse	At least 20 per cent of individual clients who completed treatment ceased substance misuse 3 months after exit from residential treatment. Source: Service provider.
Program 1.3	Reducing Substance Misuse and Harm	Non-residential episodic therapeutic treatment	D315.01 - Client Numbers	Number of individual clients who commenced the program (by gender). Source: Service provider.
Program 1.3	Reducing Substance Misuse and Harm	Non-residential episodic therapeutic treatment	D315.02 - Indigenous Client Numbers	Number of Indigenous clients (by gender). Source: Service provider.
Program 1.3	Reducing Substance Misuse and Harm	Non-residential episodic therapeutic treatment	D315.03 - Repeat Client Numbers	Number of repeat clients (by gender). Source: Service provider.
Program 1.3	Reducing Substance Misuse and Harm	Non-residential episodic therapeutic treatment	D315.04 - Episodes of Care	Number of episodes of care. Source: Service provider.
Program 1.3	Reducing Substance Misuse and Harm	Non-residential episodic therapeutic treatment	D315.05 - Completion Rate	Number of individual clients who completed the full treatment programme (by gender). Source: Service provider.
Program 1.3	Reducing Substance Misuse and Harm	Non-residential episodic therapeutic treatment	D315.06 - Indigenous Treatment Completion	Number of Indigenous clients who completed the full treatment programme (by gender). Source: Service provider.
Program 1.3	Reducing Substance Misuse and Harm	Non-residential episodic therapeutic treatment	D315.07 - Client Rejections	Number of individual clients who could not be accepted for treatment due to capacity. Source: Service provider.
Program 1.3	Reducing Substance Misuse and Harm	Non-residential episodic therapeutic treatment	P315.08 - Completion of Care	At least 40 per cent of individual serviced clients completed treatment. Source: Service provider.
Program 1.3	Reducing Substance Misuse and Harm	Non-residential episodic therapeutic treatment	P315.09 - Episodes of Care - Treatment	80 per cent of clients who completed treatment underwent a minimum of 40 treatment therapy / activity sessions whilst in the program. Source: Service provider.
Program 1.3	Reducing Substance Misuse and Harm	Non-residential episodic therapeutic treatment	P315.10 - Reduction in Substance Misuse	At least 20 per cent of individual clients who completed treatment ceased substance misuse 3 months after exit from treatment. Source: Service provider.
Program 1.3	Reducing Substance Misuse and Harm	Intermediary services (one-on-one case management, referral to other services)	D316.01 - Client Numbers	Number of individual clients serviced (by gender). Source: Service provider.
Program 1.3	Reducing Substance Misuse and Harm	Intermediary services (one-on-one case management, referral to other services)	D316.02 - Indigenous Client Numbers	Number of Indigenous clients (by gender). Source: Service provider.
Program 1.3	Reducing Substance Misuse and Harm	Intermediary services (one-on-one case management, referral to other services)	D316.03 - Repeat Client Numbers	Number of repeat clients (by gender). Source: Service provider.
Program 1.3	Reducing Substance Misuse and Harm	Intermediary services (one-on-one case management, referral to other services)	D316.04 - Session Numbers	Number of case management sessions provided. Source: Service provider.
Program 1.3	Reducing Substance Misuse and Harm	Intermediary services (one-on-one case management, referral to other services)	P316.05 - Participation	80 per cent of (number specified in Funding Agreement) participants for intermediary activities (inc case management and/or referral supports) were assisted. Source: Service provider.
Program 1.3	Reducing Substance Misuse and Harm	Intermediary services (one-on-one case management, referral to other services)	P316.06 - Treatment Access	At least 70 per cent of individual people who received an intervention accessed treatment and / or referral within one month of the intervention. Source: Feedback form.

IAS Program	Higher-level KPI Menu Grouping	Menu Description	KPI Code and Description	Target
Program 1.3	Reducing Substance Misuse and Harm	Community education/awareness and events	D317.01 - Community Events	Number of group/community activities held. Source: Service provider.
Program 1.3	Reducing Substance Misuse and Harm	Community education/awareness and events	P317.02 - Client Feedback	75 per cent of event participants are confident regarding how to seek help. Source: Service provider.
Program 1.3	Crime Prevention	Indigenous Offenders - Prisoners through Care	D318.01 - Client Numbers	Number of unique clients serviced (by gender). Source: Service provider.
Program 1.3	Crime Prevention	Indigenous Offenders - Prisoners through Care	D318.02 - Completed Treatment	Number of unique clients who completed care (by gender). Source: Service provider.
Program 1.3	Crime Prevention	Indigenous Offenders - Prisoners through Care	P318.03 - Case Load	Average current caseload per FTE staff member is no more than the maximum number of clients as specified in the funding agreement. Source: Minimum Data tool.
Program 1.3	Crime Prevention	Indigenous Offenders - Prisoners through Care	P318.04 - Duration	80 per cent of Stage 5 or 6 clients received active service for 18 months or more. Source: Minimum Data tool.
Program 1.3	Crime Prevention	Indigenous Offenders - Prisoners through Care	P318.05 - Criminogenic Needs	50 per cent of Stage 1-6 clients have a lower criminogenic need index score than at intake. Source: Criminogenic Need assessment tool.
Program 1.3	Crime Prevention	Indigenous Offenders - Prisoners through Care	P318.06 - Recidivism	40 per cent of Stage 1-6 clients have not been convicted or charged with any new criminal offence since imprisonment. Source: Minimum Data Tool.
Program 1.3	Crime Prevention	Indigenous Offenders - Non-Prisoner Case Management and Diversion	D319.01 - Client Numbers	Number of unique clients serviced (by gender). Source: Service provider.
Program 1.3	Crime Prevention	Indigenous Offenders - Non-Prisoner Case Management and Diversion	P319.02 - Participation	100 per cent of (number specified in Funding Agreement) unique clients serviced. Source: Minimum Data tool.
Program 1.3	Crime Prevention	Indigenous Offenders - Non-Prisoner Case Management and Diversion	P319.03 - Case Load	Average current caseload per FTE staff member is no more than the maximum number of clients as specified in the funding agreement. Source: Minimum Data tool.
Program 1.3	Crime Prevention	Indigenous Offenders - Non-Prisoner Case Management and Diversion	P319.04 - Criminogenic Needs	50 per cent of Stage 1 to 3 clients have a lower criminogenic need index score than at intake. Source: Criminogenic Needs assessment tool.
Program 1.3	Crime Prevention	Indigenous Offenders - Non-Prisoner Case Management and Diversion	P319.05 - Recidivism	40 per cent of Stage 1 to 3 clients have not been convicted or charged with any new criminal offence since intake. Source: Service provider.
Program 1.3	Crime Prevention	Youth Crime Prevention - Low to Moderate Risk	D320.01 - Client Numbers	Estimated number of clients (by gender). Source: Service provider.
Program 1.3	Crime Prevention	Youth Crime Prevention - Low to Moderate Risk	P320.02 - Participation	90 per cent of (number specified in Funding Agreement) unique clients participating. Source: Service provider.
Program 1.3	Crime Prevention	Youth Crime Prevention - Low to Moderate Risk	P320.03 - Implementation Quality	75 per cent of stakeholders agree that the events were well-run. Source: Stakeholder survey.
Program 1.3	Crime Prevention	Youth Crime Prevention - Low to Moderate Risk	P320.04 - Assessment of Impact	75 per cent of stakeholders agree that these events reduced the risk of participating youth committing crimes. Source: Stakeholder survey.
Program 1.3	Crime Prevention	Youth Prevention - High Risk	D321.01 - Client Numbers	Number of clients (by gender). Source: Service provider.
Program 1.3	Crime Prevention	Youth Prevention - High Risk	D321.02 - Number of Referrals	Number of referrals made (by gender). Source: Service provider.
Program 1.3	Crime Prevention	Youth Prevention - High Risk	P321.03 - Participation	100 per cent of (number specified in Funding Agreement) unique clients participating. Source: Minimum Data tool.
Program 1.3	Crime Prevention	Youth Prevention - High Risk	P321.04 - Episodes of Care	80 per cent of Stage 3 clients have 25 or more episodes of care. Source: Minimum Data tool.
Program 1.3	Crime Prevention	Youth Prevention - High Risk	P321.05 - Criminogenic Needs	50 per cent of Stage 1-2 clients have a lower criminogenic need index score than at intake. Source: Criminogenic Needs assessment tool.

IAS Program	Higher-level KPI Menu Grouping	Menu Description	KPI Code and Description	Target
Program 1.3	Crime Prevention	Community Mediation activities	D322.01 - Attempted Mediation Sessions	Number of attempted mediations (initiated or ongoing). Source: Service Provider.
Program 1.3	Crime Prevention	Community Mediation activities	P322.02 - Community Consultation	100 per cent of community mediation projects demonstrate adequate community consultation. Source: Agreement Manager assessment.
Program 1.3	Crime Prevention	Community Mediation activities	P322.03 - Successful Outcomes	80 per cent of all community mediation projects funded have resulted in a Type 1 or Type 4 outcome scenario, or are still in the process of being resolved. Source: Service provider. Frequency: Within 6 months of end of process.
Program 1.3	Custody Notification Services	Custody Notification Services	D323.01 - Client Referrals (Total by Gender)	Number of client referrals (total police notifications) into the service (by gender).
Program 1.3	Custody Notification Services	Custody Notification Services	D323.02 - Client Referrals (Juvenile/Adult Status)	Number of client referrals in to service by juvenile/adult status.
Program 1.3	Custody Notification Services	Custody Notification Services	D323.03 - Client Referrals (Custody Status)	Number of client referrals into the service by custody status (charged/not charged).
Program 1.3	Custody Notification Services	Custody Notification Services	D323.04 - Client Referrals (Other Services)	Number of clients referred to other services (by gender).
Program 1.3	Custody Notification Services	Custody Notification Services	D323.05 - Calls Received	Number of calls received within six month reporting period
Program 1.3	Custody Notification Services	Custody Notification Services	D323.06 - Calls Answered	Number of calls answered within six month reporting period
Program 1.3	Custody Notification Services	Custody Notification Services	D323.07 - Calls Missed	Number of calls missed within six month reporting period
Program 1.3	Custody Notification Services	Custody Notification Services	P323.08 - Stakeholder Satisfaction	Stakeholder satisfaction with quality of service provided: 50 per cent of stakeholders surveyed are satisfied that activity is well-delivered and appropriate
Program 1.4	Indigenous Broadcasting	Indigenous Broadcasting	D401.01 - Broadcasting Organisations	Number of broadcasting organisations supported. Source: Service provider.
Program 1.4	Indigenous Broadcasting	Indigenous Broadcasting	D401.02 - Broadcast Hours Per Day	Number of broadcasting hours per day. Source: Service provider.
Program 1.4	Indigenous Broadcasting	Indigenous Broadcasting	D401.03 - Content	Number of hours of locally produced content and cultural programming per week. Source: Service provider.
Program 1.4	Indigenous Broadcasting	Indigenous Broadcasting	P401.04 - Broadcasting Service Satisfaction	80 per cent of Indigenous broadcasting services report satisfaction with support services provided by their media organisation. Source: Survey form. Frequency: 12 monthly.
Program 1.4	Capability	Indigenous Communities	D402.01 - Activities Delivered	Number of activities delivered. Source: Service provider.
Program 1.4	Capability	Indigenous Communities	D402.02 - Participation in Service	Number of participants/service partners involved in community capability development. Source: Service provider.
Program 1.4	Capability	Indigenous Communities	P402.03 - Participant Feedback	80 per cent of participants or service partners report improved community governance and capability. Source: Feedback form.
Program 1.4	Capability	Indigenous Organisations	D403.01 - Activities Delivered	Number of activities delivered. Source: Service provider.
Program 1.4	Capability	Indigenous Organisations	D403.02 - Participation in Service	Number of participants or service partners involved in organisational capability development. Source: Service provider.
Program 1.4	Capability	Indigenous Organisations	D403.03 - Training Activities	Number of training or organisational development activities delivered. Source: Service provider.
Program 1.4	Capability	Indigenous Organisations	P403.04 - Implementation	80 per cent of participants or service partners report improved organisational governance and capability. Source: Feedback form.
Program 1.4	Capability	Indigenous Individuals	D404.01 - Activities Delivered	Number of activities delivered. Source: Service provider.
Program 1.4	Capability	Indigenous Individuals	D404.02 - Participation in Service	Number of participants (by gender). Source: Service provider.
Program 1.4	Capability	Indigenous Individuals	D404.03 - Training Activities	Number of training or capability development activities delivered. Source: Service provider.
Program 1.4	Capability	Indigenous Individuals	D404.04 - Participation Completions	Number of participants completing activities (by gender). Source: Service provider.
Program 1.4	Capability	Indigenous Individuals	P404.05 - Participant Feedback	80 per cent of participants report improved knowledge, skills and capabilities. Source: Feedback form.
Program 1.4	Culture and Heritage	Interpreting Services	D405.01 - Number of Hours	Total number of hours delivered by interpreters. Source: Service provider.

IAS Program	Higher-level KPI Menu Grouping	Menu Description	KPI Code and Description	Target
Program 1.4	Culture and Heritage	Interpreting Services	D405.02 - Number of Languages Offered	Number of languages in which interpretation was provided. Source: Service provider.
Program 1.4	Culture and Heritage	Interpreting Services	D405.03 - Number of Organisations	Number of organisations using the interpreter service. Source: Service provider.
Program 1.4	Culture and Heritage	Interpreting Services	D405.04 - Number of Hours - Trained Interpreters	Total number of hours delivered by trained interpreters. Source: Service provider.
Program 1.4	Culture and Heritage	Interpreting Services	P405.05 - Agency Feedback	80 per cent of organisations / agencies using the interpreting service report the services met their needs. Source: Feedback form.
Program 1.4	Culture and Heritage	Interpreting Services	P405.06 - Quality of Service	70 per cent of services are provided by trained interpreters. Source: Service provider.
Program 1.4	Culture and Heritage	Cultural activities, community events and festivals	D406.01 - Number of Events	Number of cultural activities held/conducted. Source: Service provider.
Program 1.4	Culture and Heritage	Cultural activities, community events and festivals	D406.02 - Participation	Number of participants. Source: Service provider.
Program 1.4	Culture and Heritage	Cultural activities, community events and festivals	D406.03 - Indigenous Participation	Number of Aboriginal and Torres Strait Islander participants. Source: Service provider.
Program 1.4	Culture and Heritage	Cultural activities, community events and festivals	P406.04 - Participant Feedback	80 per cent of participants report the cultural activity increased their knowledge and understanding of Aboriginal and Torres Strait Islander cultures. Source: Feedback form.
Program 1.4	Culture and Heritage	Cultural heritage services, support and maintenance	D407.01 - Number of Events	Number of cultural activities held/conducted. Source: Service provider.
Program 1.4	Culture and Heritage	Cultural heritage services, support and maintenance	D407.02 - Participation	Number of participants (by gender). Source: Service provider.
Program 1.4	Culture and Heritage	Cultural heritage services, support and maintenance	D407.03 - Sites Maintained	Number of cultural heritage sites maintained. Source: Service provider.
Program 1.4	Culture and Heritage	Cultural heritage services, support and maintenance	D407.04 - Indigenous Participation	Number of Aboriginal and Torres Strait Islander participants. Source: Service provider.
Program 1.4	Culture and Heritage	Cultural heritage services, support and maintenance	P407.05 - Visitor Feedback	80 per cent of participants or users of services / assets report the activity increased their knowledge and understanding of Aboriginal and Torres Strait Islander cultures. Source: Feedback form.
Program 1.4	Culture and Heritage	Intergenerational Cultural Exchange	D408.01 - Cultural Activities	Number of cultural activities held/conducted. Source: Service provider.
Program 1.4	Culture and Heritage	Intergenerational Cultural Exchange	D408.02 - Aboriginal and Torres Strait Islander Participants	Number of Aboriginal and Torres Strait Islander participants (by gender). Source: Service provider.
Program 1.4	Culture and Heritage	Intergenerational Cultural Exchange	P408.03 - Recipient Feedback	80 per cent of knowledge exchange recipients report the activity increased their understanding and knowledge of Aboriginal and Torres Strait Islander cultures. Source: Feedback form.
Program 1.4	Reconciliation and Recognition	One off, short term events	D409.01 - Activities/Events	Number of activities/events. Source: Service provider.
Program 1.4	Reconciliation and Recognition	One off, short term events	D409.02 - Aboriginal and Torres Strait Islander Participants	Number of Aboriginal and Torres Strait Islander participants (by gender). Source: Service provider.
Program 1.4	Reconciliation and Recognition	One off, short term events	D409.03 - Participants	Number of participants (by gender). Source: Service provider.
Program 1.4	Reconciliation and Recognition	One off, short term events	P409.04 - Participation in Service	100 per cent of (number specified in Funding Agreement) people participate in the event. Source: Service provider.
Program 1.4	Reconciliation and Recognition	One off, short term events	P409.05 - Attendee Satisfaction	80 per cent of attendees felt the event was well-organised. Source: Feedback form.

IAS Program	Higher-level KPI Menu Grouping	Menu Description	KPI Code and Description	Target
Program 1.4	Reconciliation and Recognition	One off, short term events	P409.06 - Promotion of Reconciliation outcomes	80 per cent of attendees that report the event promoted, supported and encouraged reconciliation between Aboriginal and Torres Strait Island peoples and non-Indigenous Australians. Source: Feedback form.
Program 1.4	Reconciliation and Recognition	Public events and Initiatives	D410.01 - Activities/Events	Number of activities/events. Source: Service provider.
Program 1.4	Reconciliation and Recognition	Public events and Initiatives	D410.02 - Participants/Service Providers	Number of participants/service partners. Source: Service provider.
Program 1.4	Reconciliation and Recognition	Public events and Initiatives	D410.03 - Aboriginal and Torres Strait Islander Participants	Number of Aboriginal and Torres Strait Islander participants. Source: Service provider.
Program 1.4	Reconciliation and Recognition	Public events and Initiatives	D410.04 - Reconciliation Action Plans	Number of Reconciliation Action Plans. Source: Service provider.
Program 1.4	Reconciliation and Recognition	Public events and Initiatives	P410.05 - Participation in Service	100 per cent of (number specified in Funding Agreement) people participate in the event. Source: Service provider.
Program 1.4	Reconciliation and Recognition	Public events and Initiatives	P410.06 - General public agreement with Reconciliation messages	80 per cent of attendees that report the event promoted, supported and encouraged reconciliation between Aboriginal and Torres Strait Island peoples and non-Indigenous Australians. Source: Australian Reconciliation Barometer. Frequency: 24 monthly.
Program 1.4	Reconciliation and Recognition	Media Campaigns	D411.01 - Media Campaigns	Number of media campaigns. Source: Service provider.
Program 1.4	Reconciliation and Recognition	Media Campaigns	D411.02 - Audience Reach	Number of audience reach (actual or estimate). Source: Service provider.
Program 1.4	Reconciliation and Recognition	Media Campaigns	P411.03 - Campaign Awareness	80 per cent of Australians are aware of the campaign and can recall its key messages. Source: Campaign Survey.
Program 1.4	Reconciliation and Recognition	Media Campaigns	P411.04 - Agreement with Reconciliation messages	80 per cent of attendees that report the event promoted, supported and encouraged reconciliation between Aboriginal and Torres Strait Island peoples and non-Indigenous Australians. Source: Australian Reconciliation Barometer. Frequency: 24 monthly.
Program 1.5	Remote Australia Strategy	Infrastructure, physical asset and housing projects	P501.01 - Timeline Compliance	Practical completion / installation occurs within the timeframe [target] specified in the Funding Agreement. Source: Service provider.
Program 1.5	Remote Australia Strategy	Infrastructure, physical asset and housing projects	P501.02 - Community Satisfaction	80 per cent of Community members indicate they are satisfied that adequate consultation has occurred and the project reflects their local needs. Source: Feedback form.
Program 1.5	Remote Australia Strategy	Festival Projects	P502.01 - Participation in service	[target] per cent of Funding Agreement deliverables (ticket sales*) are met. * Estimated attendees in lieu of ticket sales for free events. Source: Service provider.
Program 1.5	Remote Australia Strategy	Festival Projects	P502.02 - Community Satisfaction	80 per cent of Community members indicate they are satisfied that adequate consultation has occurred and the project reflects their local needs. Source: Feedback form.
Program 1.5	Remote Australia Strategy	Training Projects	P503.01 - Training Completion	[target] per cent of training attendees obtain relevant certificate. Source: Service provider.
Program 1.5	Remote Australia Strategy	Training Projects	P503.02 - Community Satisfaction	80 per cent of Community members indicate they are satisfied that adequate consultation has occurred and the project reflects their local needs. Source: Feedback form.
Program 1.5	Remote Australia Strategy	Economic Development Projects	P504.01 - Community Satisfaction	80 per cent of Community members indicate they are satisfied that adequate consultation has occurred and the project reflects their local needs. Source: Feedback form.

Co-design meetings and working group meetings

Senior Advisory Group

DATE	MEETING	METHOD	MTG	WG
14-October-2020	SAG meeting	Virtual	11	
29-September-2020	SAG meeting (L&R and Stage 2 engagement focus)	Virtual	10	
21-September-2020	SAG meeting (national focus)	Virtual	9	
31-August-2020	SAG Engagement working group	Virtual		1
27-August-2020	SAG meeting (L&R focus)	Virtual	8	
25-August-2020	SAG meeting (national focus)	Virtual	7	
23-July-2020	SAG meeting (engagement focus)	Virtual	6	
08-July-2020	SAG meeting (consolidating feedback)	Virtual	5	
30-June-2020	SAG meeting (L&R focus)	Virtual	4	
23-June-2020	SAG meeting (national focus)	Virtual	3	
17-February-2020	SAG meeting	Virtual	2	
13-November-2019	SAG meeting	Canberra - Old Parliament House	1	
TOTAL			11	1
TOTAL			12	

National Co-design Group

DATE	MEETING	METHOD	MTG	WG
06-October-2020	National group meeting	Virtual	6	
08-September-2020	National group meeting	Virtual	5	
18-August-2020	National group meeting	Virtual	4	
10-August-2020	National Options working group	Virtual		6
06-August-2020	National Functions working group	Virtual		5
06-August-2020	National Structure and Membership working group	Virtual		4
21-July-2020	National group meeting (presentation of SAG feedback)	Virtual	3	
14-July-2020	National Establishment working group	Virtual		3
12-May-2020	National group meeting	Virtual	2	
26-March-2020	National Structure and Membership working group	Virtual		2
24-March-2020	National Functions working group	Virtual		1
25-26 Feb-2020	National group meeting	Canberra - Charles Perkins House	1	
TOTAL			6	6
TOTAL			12	

Local & Regional Co-design Group

DATE	MEETING	METHOD	MTG	WG
07-October-2020	L&R group meeting	Virtual	10	
14-September-2020	L&R group meeting	Virtual	9	
21-August-2020	L&R group meeting	Virtual	8	
13-August-2020	L&R supplementary session	Virtual	7	
29-July-2020	L&R group meeting (presentation of SAG feedback)	Virtual	6	
28-July-2020	L&R Linkages & Impact working groups (follow up)	Virtual		5
24-July-2020	L&R Impact working group	Virtual		4
01-July-2020	L&R supplementary session	Virtual	5	
19-June-2020	L&R Regions working group	Virtual		3
16-June-2020	L&R supplementary session	Virtual	4	
26-May-2020	L&R group meeting	Virtual	3	
16-April-2020	L&R Structures & Interface working group	Virtual		2
08-April-2020	L&R Framework working group	Virtual		1
12-March-2020	L&R supplementary session	Virtual	2	
10-11 March-2020	L&R group meeting	Sydney - Novotel Sydney	1	
TOTAL			10	5
TOTAL			15	

Linkages Working Group

	DATE	MEETING	METHOD
2	17-August-2020	Linkages working group – all groups	Virtual
1	20-July-2020	Linkages working group - all groups	Virtual
TOTAL 2			

All co-chair meetings

	DATE	MEETING	METHOD
7	8-October-2020	All co-chair meeting	Virtual
6	1-October-2020	All co-chair meeting	Virtual
5	17-September-2020	All co-chair meeting	Virtual
4	25-August-2020	All co-chair meeting	Virtual
3	17-June-2020	All co-chair meeting	Virtual
2	18-May-2020	All co-chair briefing on the Coalition of Peaks	Virtual
1	22-April-2020	All co-chair meeting	Virtual
TOTAL 7			



Australian Government
National Indigenous
Australians Agency



NIAA

Senior Advisory Group
on the co-design of local, regional and national voices

MEETING AGENDA

Wednesday, 13 November 2019

7:30 am to 12:30 pm

Venue: Private Dining Room 2, Old Parliament House, Canberra

(Queen Victoria Terrace entry)

Time	Item	Lead	
7:00am	Tea and coffee on arrival		
7:20 - 7:30	Gather for group photograph at 7:30am		
1 7:35-7:45	10min	Welcome to Country	Aunty Matilda House Ngambri - Ngunawal Elder Presentation (Media Present)
2 7:45-7:55	10min	Minister Wyatt's opening statement	Minister Wyatt Presentation (Media Present)
3 7:55-8:05	10min	Overview - group purpose and engagement	Minister Wyatt Presentation
4 8:05-8:20	15min	Housekeeping	Co-Chairs Presentation
8:20-8:50	Breakfast with Minister Wyatt (buffet style)		
5 8:50-9:00	10min	Overview of co-design process	NIAA Presentation
	9:00-9:30	30min	Co-design process Co-Chairs Discussion
6 9:30-10:00	30min	Terms of Reference	Co-Chairs Discussion
7 10:00-10:30	30min	National and Local & Regional Co-design Groups	Co-Chairs Discussion
10:30-11:00	Morning Tea Break		
8 11:00-11:30	30min	Operating model	Co-Chairs Discussion
9 11:30-12:00	30min	Next meeting, action items, and communicate	Co-Chairs Discussion
10 12:00-12:30	30min	Reflections and close	Co-Chairs Discussion
12:30	Lunch		



Australian Government
National Indigenous
Australians Agency



NIAA

Senior Advisory Group
on the co-design of local, regional and national voices

SENIOR ADVISORY GROUP TELECONFERENCE AGENDA

11:00am – 1:00pm (AEST), Monday, 17 February 2020

Dial in details:
1800 701 826 - then enter:
Participant pin: 20760808 #

Item	Discussion
1	Progress update Update from Co-chairs and introduction of Ms Atkinson
2	Draft Terms of Reference Overview of terms of reference for the two co-design groups and preparation for the first meeting of these groups.
3	Work-plan and schedule Stage one activities and proposed schedule: First meeting - November Second meeting - March Third Meeting - April Interim report - May
4	Consultation & engagement strategies Initial discussion about development of advice and ideas for stage 2 consultation



SENIOR ADVISORY GROUP MEETING

MEETING AGENDA

23 June 2020


13:00 pm to 17:00 pm AEDT

12:30 pm to 16:30 pm SA/NT

11:00 am to 15:00 pm WA

Location: Videoconferencing – details provided in meeting invitation

Co-chairs will facilitate breaks as required throughout the meeting

#	Time AEDT	Item	Presenter	Paper
1	13.00	Welcome from co-chairs	<i>Senior Advisory Group co-chairs</i>	<i>Verbal</i>
2	13.10	Overview of related work and issues	<i>NIAA CEO</i>	<i>Verbal</i>
3	13.30	Senior Advisory Group general discussion	<i>Senior Advisory Group co-chairs</i>	<i>Verbal</i>
4	14.00	Status update on co-design process, including co-design timeframes	<i>Senior Advisory Group co-chairs</i>	<i>Verbal</i>
5	14.15	National Co-design Group development of options for a national Indigenous voice: 	<i>Facilitated by Senior Advisory Group co-chairs (National co-design co-chairs provide overview and key issues)</i>	<i>Paper & slide deck</i>
6	16.45	Next steps: <ul style="list-style-type: none"> • How to provide any further feedback to National Co-design Group • Linkages Working Group nomination process – further conversation on linkages working group planned for the next meeting 	<i>Facilitated by Senior Advisory Group co-chairs</i>	<i>Nil</i>
	17.00pm	End		



Australian Government
National Indigenous
Australians Agency



NIAA

Senior Advisory Group

SENIOR ADVISORY GROUP MEETING

MEETING AGENDA

30 June 2020

13:00 to 16:00 AEST

12:30 to 15:30 SA/NT

11:00 to 14:00 WA

Location: Videoconferencing – details provided in meeting invitation

Co-chairs will facilitate breaks as required throughout the meeting

#	Time AEST	Item	Presenter	Paper
1	13:00	Welcome from co-chairs	<i>Senior Advisory Group co-chairs</i>	
2	13:15	Local & Regional Co-design Group progress <ul style="list-style-type: none">• [REDACTED]	<i>Discussion facilitated by Senior Advisory Group co-chairs (Local & Regional co-chairs provide overview and key issues)</i>	<i>Paper & slide deck</i>
3	15:45	Next steps: <ul style="list-style-type: none">• How to provide any further feedback to Local & Regional Co-design Group		<i>Verbal</i>
	16:00	End		



Australian Government
National Indigenous
Australians Agency



NIAA

Senior Advisory Group

SENIOR ADVISORY GROUP MEETING MEETING AGENDA – revised focus 8 July 2020

14:00 pm to 16:30 pm AEDT

13:30 pm to 16:00 pm SA/NT

12:00 pm to 14:30 pm WA

Location: Videoconferencing – details provided in meeting invitation

Co-chairs will facilitate breaks as required throughout the meeting

#	Time AEDT	Item	Presenter	Paper
1	14.00	Welcome from co-chairs	<i>Senior Advisory Group co-chairs</i>	<i>Verbal</i>
2	14.15	Discussion to finalise national and local & regional co-design feedback to groups	<i>10 minutes per member</i>	<i>Paper</i>
3	16.15	Final remarks from co-chairs and next steps	<i>Senior Advisory Group co-chairs</i>	<i>Verbal</i>
	16.30pm	End		



SENIOR ADVISORY GROUP MEETING

MEETING AGENDA:

Stage Two Consultation & Engagement

23 July 2020

14:15 to 17:00 AEST

Location: Videoconferencing – details provided in meeting invitation
Co-chairs will facilitate breaks as required throughout the meeting

#	Time AEST	Item	Presenter	Paper
1	14.15	Welcome from co-chairs	<i>Senior Advisory Group co-chairs</i>	
2	14.30	Senior Advisory Group Progress: <ul style="list-style-type: none"> • Non-Indigenous & Youth working groups Stage 2 communication, consultation and engagement <ul style="list-style-type: none"> • Overview • Feedback from members 	<i>Senior Advisory Group co-chairs and working group members to provide update</i> <i>Member feedback</i>	<i>Paper & slide deck</i>
3	16.45	Next steps: <ul style="list-style-type: none"> • How to provide any further feedback • Stage 2 forward work plan • Data focused working group nominations 		<i>Verbal</i>
	17.00	End		



**SENIOR ADVISORY GROUP USE ONLY -
Not for further distribution**

Senior Advisory Group Meeting: 25 August 2020

Agenda

#	Time AEST	Item	Presenter	Paper
1	14.00	Welcome from co-chairs	Co-chairs	Nil
2	14.15	National Co-design Group Considerations of SAG feedback & National Voice Design	Co-chairs	Paper pack
3	14.30	Member feedback	All	Nil
4	15.45	Co-chair wrap up and next steps	Co-chairs	Nil
5	16.00	End meeting		




**SENIOR ADVISORY GROUP USE ONLY -
Not for further distribution**

Senior Advisory Group Meeting: 27 August 2020

Agenda

#	Time AEST	Item	Presenter	Paper
1	14.00	Welcome from co-chairs	Co-chairs	Nil
2	14.10	Local & Regional Indigenous Voice Design	Co-chairs	Paper pack
3	14.20	Member feedback	All	Nil
4	15.45	Co-chair wrap up and next steps	Co-chairs	Nil
5	16.00	End meeting		



**SENIOR ADVISORY GROUP USE ONLY -
Not for further distribution**

Senior Advisory Group Working Group: 31 August 2020

Agenda

#	Time AEST	Item	Presenter	Paper
1	14.00	Welcome from co-chairs	Co-chairs	Nil
2	14:05	Stage 2 Consultation and Engagement overview	Co-chairs	Meeting Paper
		Consultation Methodology	All	Attachment A
		Consultation Questions & Data Collection	All	Attachment B
		Implementation Considerations	All	Attachment C
		Supporting Communications	All	Attachment D
		Key Messages	All	Attachment E
		Network Maps & Gaps	All	Attachment F
3	16.15	Co-chair wrap up and next steps	Co-chairs	Nil
	16.30	End meeting		

Meeting Papers

Consultation and Engagement Working Group (Meeting Paper)

Consultation and Implementation Plan (Attachments A – F):

- Attachment A: Consultation Methodology
- Attachment B: Consultation Questions & Data Collection
- Attachment C: Implementation Considerations
- Attachment D: Supporting Communications
- Attachment E: Key Messages
- Attachment F: Network Maps & Gaps



SENIOR ADVISORY GROUP USE ONLY -
Not for further distribution

Senior Advisory Group Meeting: 21 September 2020

National Co-design Interim Report [REDACTED]

Agenda

#	Time AEST	Item	Presenter	Paper
1	14.00	Welcome from co-chairs	Co-chairs	Nil
2	14.10	Structure and status of interim report	Co-chairs	Paper
3	14.20	[REDACTED] Member feedback <ul style="list-style-type: none"> Members to provide feedback to the National Co-design Group, including reflections on how SAG advice has been incorporated and any additional points to be considered, noting SAG reflections can also be included [REDACTED] 	All	Paper
5	15.45	Co-chair wrap up and next steps	Co-chairs	Nil
6	16.00	End meeting		

Attachments

Agenda Item 2 – Draft report structure

[REDACTED]







SENIOR ADVISORY GROUP USE ONLY -
Not for further distribution

Senior Advisory Group Meeting: 29 September 2020

Local and Regional Co-design & Stage 2 Consultation



Agenda

#	Time AEST	Item	Presenter	Paper
1	14.30	Welcome from co-chairs	Co-chairs	Nil
2	14.35	 Member Feedback	All	
3	15.30	 Member Feedback	All	
5	16.25	Co-chair wrap up and next steps	Co-chairs	Nil
6	16.30	End meeting		

Attachments





SENIOR ADVISORY GROUP USE ONLY -
Not for further distribution

Senior Advisory Group Meeting: 14 October 2020

Interim Report Finalisation Meeting

Agenda

#	Time AEDST	Item	Presenter	Paper
1	14.00	Welcome from co-chairs	Co-chairs	Nil
2	14.10	Follow up from recent meetings <ul style="list-style-type: none"> • 21 & 29 Senior Advisory Group • Incorporation of feedback into interim report 	Co-chairs	SAG 21 & 29 September 2020 - Outcomes & Actions (and member feedback table)
3	14.20	[REDACTED]	All	Draft Interim Report
5	15.45	Co-chair wrap up and next steps <ul style="list-style-type: none"> • Stage 2 timelines 	Co-chairs	Nil
6	16.00	End meeting		

Attachments

Agenda Item 2 – SAG 21 & 29 September 2020 – Outcomes and Actions (and member feedback table)

Agenda Item 3 – Consolidated draft interim report



Australian Government
National Indigenous
Australians Agency



NIAA

NATIONAL CO-DESIGN GROUP MEETING AGENDA

Tuesday 25 – Wednesday 26 February 2020

DAY 1: Tuesday, 25 February 2020

7:30 am to 5.00 pm

Location: Ground Floor, Charles Perkins House, Woden, ACT

#	Time	Item	Lead
	7am	Tea and coffee on arrival – Ground Floor, Charles Perkins House	
1	7:30am	Welcome <ul style="list-style-type: none"> Welcome to Country Minister Wyatt – Presentation Senior Advisory Group Co-chairs 	National Group Co-Chairs Uncle Wally Bell Minister Wyatt Senior Advisory Group Co-Chairs
	8am	Breakfast with Minister Wyatt – No. 10 Restaurant, Abode Hotel	
2	9am	Senior Advisory Group Update <ul style="list-style-type: none"> The task and challenges ahead How we'll work together 	Senior Advisory Group Co-Chairs
	10:30am	Morning Tea	
3	11am	Purpose of the National Co-Design Group Discuss the purpose of the National co-design group (terms of reference, business rules, code of conduct etc.)	National Group Co-Chairs
	12:00pm	Lunch (<i>Dr Odegaard Meeting with Minister Wyatt 12:45-1:15pm</i>)	
4	1:30pm	National voice design and National Co-Design Group Work Plan The design task, and determine the forward work plan and meeting dates for stage one	National Group Co-Chairs
	3pm	Afternoon Tea	
5	3:30	Purpose of a voice Determine the purpose of a voice	National Group Co-Chairs
	5pm	End	

6:30pm *Dinner: A table has been booked at No.10 Restaurant (Abode Hotel), should members wish to dine together.*



Australian Government
National Indigenous
Australians Agency



NIAA



DAY 2: Wednesday, 26 February 2020

9:00am to 1:30pm

Location: Ground Floor, Charles Perkins House, Woden, ACT

#	Time	Item	Lead
	8:30am	Tea and coffee on arrival – Ground Floor, Charles Perkins House	House
6	9:00am	Advice Function of a voice Discussion on the advice functions for a voice (paper)	National Group Co-Chairs
	10:30am	Morning Tea	
7	11am	Structure and Membership Discussion on structure and membership (paper)	National Group Co-Chairs
8	12:30pm	Summary of the day and wrap up	All Co-Chairs
	1:30pm	Lunch and close	

Co-chairs Meetings

Time	Item	Lead
8:00am	Co-Chairs breakfast <i>Venue: No.10 Restaurant (Abode Hotel)</i>	All Co-Chairs
4:00pm	Co-Chairs meeting with Minister [REDACTED] [REDACTED] <i>Venue: Minister's Office Parliament House</i>	Minister Wyatt



Australian Government
National Indigenous
Australians Agency



NIAA

NATIONAL CO-DESIGN GROUP FUNCTIONS WORKING GROUP MEETING AGENDA

Tuesday 24 March 2020

12:00 pm to 5:00 pm AEDT


11:30 am to 4:30 pm SA

11.00 am to 4.00 pm QLD

10:30 am to 3:30 pm NT

9:00 am to 2:00 pm WA

Location: Videoconferencing – details provided in meeting invitation
Co-Chairs will facilitate breaks as required throughout the workshop

#	Time AEDT	Time SA	Time QLD	Time NT	Time WA	Item
1	12.00pm	11:30am	11.00am	10.30am	9.00am	Welcome
2	12.15pm	11:45am	11.15am	10.45am	9.15am	Principles of design <ul style="list-style-type: none"> The task and challenges ahead Framing options with the agreed JSC principles
3	1.00pm	12:30pm	12.00pm	11.30am	10.00am	Developing options 
4	4:30pm	4:00pm	3.30pm	3.00pm	1.30pm	<ul style="list-style-type: none"> Recap of the day and next steps
	5.00pm	4:30pm	4.00pm	3.30pm	2.00pm	End



Australian Government
National Indigenous
Australians Agency



NIAA



NATIONAL CO-DESIGN GROUP STRUCTURE AND MEMBERSHIP WORKING GROUP MEETING AGENDA

Thursday 26 March 2020

12:00 pm to 5:00 pm AEDT
11:30 am to 4:30 pm SA
11.00 am to 4.00 pm QLD
10:30 am to 3:30 pm NT
9:00 am to 2:00 pm WA

Location: Videoconferencing – details provided in meeting invitation
Co-Chairs will facilitate breaks as required throughout the workshop

#	Time AEDT	Time SA	Time QLD	Time NT	Time WA	Item
1	12.00pm	11:30am	11.00am	10.30am	9.00am	Welcome
2	12.15pm	11:45am	11.15am	10.45am	9.15am	Principles of design <ul style="list-style-type: none"> • The task and challenges ahead • Framing options with the agreed JSC principles
3	1.00pm	12:30pm	12.00pm	11.30am	10.00am	Developing options 
4	4:30pm	4:00pm	3.30pm	3.00pm	1.30pm	<ul style="list-style-type: none"> • Recap of the day and next steps
	5.00pm	4:30pm	4.00pm	3.30pm	2.00pm	End



NATIONAL CO-DESIGN GROUP MEETING AGENDA

Tuesday 12 May 2020

13:00 pm to 17:00 pm AEDT

12:30 pm to 16:30 pm SA/NT

11:00 am to 13:00 pm WA

Location: Videoconferencing – details provided in meeting invitation
Co-Chairs will facilitate breaks as required throughout the workshop

#	Time AEDT	Time SA/NT	Time WA	Item
1	13.00pm	12.30pm	11.00am	Welcome
2	13.15pm	12.45pm	11.15am	Functions <ul style="list-style-type: none"> • Endorse outcomes from Functions Working Group (WG). • Provide feedback on the proposed spectrum of functions. • Agree the spectrum of functions and issues requiring further consideration at the next Functions WG meeting.
3	13.45pm	13.15pm	11.45am	Structure and Membership <ul style="list-style-type: none"> • Agree outcomes from Structure and Membership WG. • Provide feedback on the proposed options for structure and membership. • Agree proposed options and issues requiring further consideration at the next Structure and Membership WG meeting.
4	14.15pm	13.45pm	12.15pm	Establishment <ul style="list-style-type: none"> • Agree an establishment framework for a national Indigenous voice. • Refer establishment to a working group to consider in more detail how to give effect to the establishment framework.
	14.30pm	14.00pm	12.30pm	BREAK
	14.45pm	14.15pm	12.45pm	Proposed and example models <ul style="list-style-type: none"> • Discuss models detailed in slide deck, • Agree options to be sent out for feedback and developed further.
	16.15pm	15.45pm	14.15pm	Wrap up and next steps <ul style="list-style-type: none"> • Highlight purpose paper in packs, for further discussion with broader group • Discuss timelines for subsequent meetings and SAG involvement.
	17.00pm	16.30pm	15.00pm	End



NATIONAL CO-DESIGN GROUP ESTABLISHMENT WORKING GROUP

AGENDA

Tuesday 14 JULY 2020

Eastern: 1.00 pm to 3.45 pm
SA, NT: 12.30 am to 3:15 pm
WA: 11.00 am to 1:45 pm

Location: Videoconferencing – details provided in meeting invitation
Co-Chairs will facilitate breaks as required

#	Time Eastern	Time SA, NT	Time WA	Item
1	1.00pm	12.30am	11.00am	Welcome
2	1.15pm	12.45am	11.15am	
3	2.00pm	1.30pm	12.00am	
4	2.45pm	2.15pm	12.45am	
5	3.30pm	3.00pm	1.30pm	Recap of the day and next steps
	3.45pm	3.15pm	1.45pm	End



Australian Government
National Indigenous
Australians Agency



NIAA



NATIONAL CO-DESIGN GROUP SAG Feedback Session AGENDA Tuesday 21 JULY 2020

Eastern: 3.30 pm to 5.00 pm
SA, NT: 3.00 pm to 4.30 pm
WA: 1.30 pm to 3.00 pm

Location: Videoconferencing - details provided in meeting invitation
Co-Chairs will facilitate breaks as required

#	Time Eastern	Time SA, NT	Time WA	Item
1	3.30pm	3.00pm	1.30pm	Welcome
2	3.40pm	3.10pm	11.40pm	SAG feedback
3	4.25pm	3.55pm	2.25pm	National Co-design Group next steps
4	4.55pm	4.25pm	2.55pm	Wrap up
	5.00pm	4.30pm	3.00pm	End



NATIONAL CO-DESIGN GROUP

AGENDA

Tuesday 8 September 2020

Eastern: 2.00 pm to 4.00 pm

SA, NT: 1.30 pm to 3.30 pm

WA: 12.00 pm to 2.00 pm

Location: Videoconferencing – details provided in meeting invitation

Co-chairs will facilitate breaks as required

#	Time Eastern	Time SA, NT	Time WA	Item
1	2.00 pm	1.30 pm	12.00 pm	Welcome
2	2.10 pm	1.40 pm	12.10 pm	Senior Advisory Group feedback
3	2.40 pm	2.10 pm	12.40 pm	██████████ Interim Report
4	3.20 pm	2.50 pm	1.20 pm	Stakeholder Engagement Paper
	4.00 pm	3.30 pm	2.00 pm	End



AGENDA

Tuesday 6 October 2020

Eastern Daylight Saving 2.00 pm to 4.00 pm | SA 1.30pm to 3.30pm | QLD 1.00pm to 3.00pm

NT 12.30pm to 1.30pm | WA 11.00am to 1.00pm

Location: Videoconferencing – details provided in meeting invitation

#	Time EDST	Time SA	Time QLD	Time NT	Time WA	Item	Paper
1	2.00pm	1.30pm	1.00pm	12.30pm	11.00am	Welcome	
2	2.10pm	1.40pm	1.10pm	12.40pm	11.10am	<p>National Voice</p> <p>[REDACTED]</p> <ul style="list-style-type: none"> For agreement – consideration of further SAG feedback and recommended edits to address 	<ul style="list-style-type: none"> Meeting paper – [REDACTED] Attachment A – Register of feedback Attached separately [REDACTED] with marked up edits
3	2.30pm	2.00pm	1.30pm	1.00pm	11.30am	[REDACTED]	<ul style="list-style-type: none"> Meeting paper – [REDACTED] Attachment A – Relevant excerpts from Chapter 2 Attachment B – [REDACTED]
4	2.55pm	2.25pm	1.55pm	1.25pm	11.55am	<p>Draft of the Interim Report</p> <ul style="list-style-type: none"> For information and feedback 	<ul style="list-style-type: none"> Meeting paper – Draft of the Interim Report Attached separately Draft version of Interim Report
5	3.45pm	3.15pm	2.45pm	2.15pm	12.45pm	<p>Ongoing co-design work during stage 2</p> <ul style="list-style-type: none"> For information 	<ul style="list-style-type: none"> Meeting paper – Ongoing Co-design Work during stage 2
	4.00pm	3.30pm	3.00pm	2.30pm	1.00pm	End	



LOCAL & REGIONAL CO-DESIGN GROUP MEETING AGENDA

Tuesday 10 – Wednesday 11 March 2020

DAY 1: Tuesday, 10 March 2020

9.00 am to 5.00 pm

Location: Hunter Room, Novotel Sydney on Darling Harbour NSW

#	Time	Item	Lead
8:30am Tea and Coffee on arrival			
1	9am	Welcome <ul style="list-style-type: none"> Welcome to Country Introductions 	Local & Regional Group Co-Chairs Uncle Chicka Madden All
2	9.30am	Opening <ul style="list-style-type: none"> The task and challenges ahead How we'll work together Outcomes from the first meeting of the National Co-Design Group 	Senior Advisory Group Co-Chairs National Co-Design Group Co-Chair
10.30am Morning Tea			
3	11am	Role of the Local & Regional Co-Design Group <ul style="list-style-type: none"> Co-design process, work ahead and timeframes Terms of Reference, Business Rules, Code of Conduct and Media Protocols 	Local & Regional Group Co-Chairs
12.00pm Lunch			
4	1pm	Existing landscape and learnings <ul style="list-style-type: none"> Existing landscape Key themes from past and current local and regional approaches 	Local & Regional Group Co-Chairs
3.00pm Afternoon Tea			
5	3.30pm	Approach to local & regional co-design – Part 1 <ul style="list-style-type: none"> Key issues for consideration 	Local & Regional Group Co-Chairs
6	4.30pm	Wrap up of Day 1	Local & Regional Group Co-Chairs
5pm Close			



DAY 2: Wednesday, 11 March 2020

8.30am to 12.30pm

Location: Hunter Room, Novotel Sydney on Darling Harbour NSW

#	Time	Item	Lead
8:00am Tea and Coffee on arrival			
7	8.30am	Recap from Day 1	Local & Regional Group Co-Chairs
8	9am	Approach to local & regional co-design – Part 2 <ul style="list-style-type: none">• Key design elements• Possible principles based framework	Local & Regional Group Co-Chairs
10.30am Morning Tea			
9	11am	Stage 1 deliverables <ul style="list-style-type: none">• Approach to work in stage one (including consideration of working groups)• Next steps	Local & Regional Group Co-Chairs
10	12pm	Wrap up of Day 2	Local & Regional Group Co-Chairs
12.30pm Lunch and close			



CO-DESIGN GROUP USE ONLY NOT FOR DISTRIBUTION

LOCAL & REGIONAL VOICE FRAMEWORK WORKING GROUP MEETING AGENDA

Wednesday 8 April 2020

Wednesday 8 April 2020

9.30am to 2.00pm (AEST)

9.00am to 1.30pm (ACST)

Location: Virtual meeting (details TBC)

Co-chairs will facilitate breaks as required through the workshop

#	AEST	ACST	Item	Lead
1	9.30am	9.00am	Welcome	Local & Regional Group Co-Chairs
2	9.40am	9.10am	Outcomes sought from the workshop	Local & Regional Group Co-Chairs
3	10.00am	9.30am	Local & Regional Indigenous Voice Framework	Local & Regional Group Co-Chairs
4	10.30am	10.00am	Developing Scope Identify what will be in scope and out of scope for the local & regional voice	Local & Regional Group Co-Chairs
5	11.30am	11.00am	Developing Principles Develop guiding principles to underpin the Framework and enable the local & regional voice	Local & Regional Group Co-Chairs
6	12.30pm	12.00pm	Developing Purpose Develop a description of the purpose of local & regional Indigenous voice	Local & Regional Group Co-Chairs
7	1.30pm	1.00pm	Next steps	Local & Regional Group Co-Chairs
	2.00pm	1.30pm	End	

Please note: The papers prepared for this meeting have been developed based on analysis of publicly available information and do not necessarily represent the policy position of the Australian Government. The Government Co-chair will present the views and position of the Australian Government throughout the co-design process, as part of the discussion on the policy papers presented.



CO-DESIGN GROUP USE ONLY NOT FOR DISTRIBUTION

LOCAL & REGIONAL VOICE INDIGENOUS STRUCTURES AND INTERFACE WORKING GROUP

MEETING AGENDA

Thursday 16 April 2020

Workshop: Thursday 16 April 2020

11.00am to 3.30pm (AEST)

10.30am to 3.00pm (ACST)

9.00am to 1.30pm (AWST)

Location: Virtual meeting (details TBC)

Co-chairs will facilitate breaks as required through the workshop

#	AEST	ACST	AWST	Item	Lead
1	11.00am	10.30am	9.00am	Welcome	Local & Regional Group Co-Chairs
2	11.10am	10.40am	9.10am	Outcomes sought from the workshop	Local & Regional Group Co-Chairs
3	11.30am	11.00am	9.30am	Local & Regional Indigenous Voice Framework	Local & Regional Group Co-Chairs
4	12.00pm	11.30am	10am	Indigenous Voice Structures <ul style="list-style-type: none"> [Redacted] 	Local & Regional Group Co-Chairs
5	1.30pm	1.00pm	11.30am	Interface with government <ul style="list-style-type: none"> [Redacted] 	Local & Regional Group Co-Chairs
6	3.00pm	2.30pm	1.00pm	Next steps	Local & Regional Group Co-Chairs
	3.30pm	3.00pm	1.30pm	End	

Please note: The papers prepared for this meeting have been developed based on analysis of publicly available information and do not necessarily represent the policy position of the Australian Government. The Government Co-chair will present the views and position of the Australian Government throughout the co-design process, as part of the discussion on the policy papers presented.



Working with Aboriginal and Torres Strait Islander peoples

CO-DESIGN GROUP USE ONLY NOT FOR DISTRIBUTION

LOCAL & REGIONAL CO-DESIGN GROUP

MEETING AGENDA

Tuesday 26 May 2020

Meeting date: Tuesday 26 May 2020


Time: 1.00pm to 5.00pm (AEST)

Time: 12.30pm to 4.30pm (ACST)

Time: 11.00am to 3.00pm (AWST)

Location: Virtual meeting (details TBC)

Co-chairs will facilitate breaks as required through the meeting

#	AEST	ACST	AWST	Item	Lead
1	1.00pm 5 mins	12.30pm	11.00am	Welcome	Local & Regional Group Co-Chairs
2	1.05pm 10 mins	12.35pm	11.05am	Voice co-design process <ul style="list-style-type: none"> National Co-design Group update 	National Group Government Co-Chair
3	1.15pm 1 hour 30 mins	12.45pm	11.15am	Local & Regional Voice Framework 	Local & Regional Group Co-Chairs
4	2.45pm 1 hour 15 mins	2.15pm	12.45pm	Outstanding Issues <ul style="list-style-type: none"> Authorising environment Approach to determining regions 	Local & Regional Group Co-Chairs
5	4.00pm 45 mins	3.30pm	2.00pm	Next phase of work <ul style="list-style-type: none"> Working Groups 	Local & Regional Group Co-Chairs
6	4.45pm 15 mins	4.15pm	2.45pm	Wrap up <ul style="list-style-type: none"> Summary of outcomes 	Local & Regional Group Co-Chairs
	5.00pm	4.30pm	3.00pm	End	



Working with Aboriginal and Torres Strait Islander peoples

CO-DESIGN GROUP USE ONLY NOT FOR DISTRIBUTION

LOCAL & REGIONAL CO-DESIGN GROUP REGIONS WORKING GROUP MEETING AGENDA

Friday 19 June 2020

Workshop: Friday 19 June 2020

Time: 1.00pm to 5.00pm (AEST)

Time: 12.30pm to 4.30pm (ACST)

Time: 11.00am to 3.00pm (AWST)

Location: Virtual meeting (details TBC)

Co-chairs will facilitate breaks as required through the meeting

#	AEST	ACST	AWST	Item	Lead
1	1.00pm <i>10 mins</i>	12.30pm	11.00am	Welcome	Local & Regional Group Co-Chairs
2	1.10pm <i>20 mins</i>	12.40pm	11.10am	Outcomes sought from the workshop	Local & Regional Group Co-Chairs
3	1.30pm <i>3 hours</i>	1.00pm	11.30am	Approach to regional groupings <ul style="list-style-type: none"> Key considerations Overall number of regions 	Local & Regional Group Co-Chairs
4	4.30pm <i>30 mins</i>	4.00pm	2.30pm	Wrap up and next steps	Local & Regional Group Co-Chairs
	5.00pm	4.30pm	3.00pm	End	

CO-DESIGN GROUP USE ONLY NOT FOR DISTRIBUTION



Working with Aboriginal and Torres Strait Islander peoples

CO-DESIGN GROUP USE ONLY NOT FOR DISTRIBUTION

LOCAL & REGIONAL CO-DESIGN GROUP IMPACT WORKING GROUP MEETING AGENDA

Friday 24 July 2020

Workshop: Friday 24 July 2020

Time: 1.00pm to 4.00pm (AEST)

Time: 12.30pm to 3.30pm (ACST)

Time: 11.00am to 2.00pm (AWST)

Location: Virtual meeting (details TBC)

Co-chairs will facilitate breaks as required through the meeting

#	AEST	ACST	AWST	Item	Lead
1	1.00pm 10 mins	12.30pm	11.00am	Welcome	Local & Regional Group Co-Chairs
2	1.10pm 20 mins	12.40pm	11.10am	Purpose and outcomes sought <ul style="list-style-type: none"> Update on co-design progress 	Local & Regional Group Co-Chairs
3	1.30pm 2 hours	1.00pm	11.30am	Impact - Analysis and Key Issues <ul style="list-style-type: none"> Alignment between draft framework and key existing initiatives Transitional issues 	Local & Regional Group Co-Chairs
4	3.30pm 30 mins	3.00pm	1.30pm	Wrap up and next steps	Local & Regional Group Co-Chairs
	4.00pm	3.30pm	2.00pm	End	

CO-DESIGN GROUP USE ONLY NOT FOR DISTRIBUTION



Working with Aboriginal and Torres Strait Islander peoples

CO-DESIGN GROUP USE ONLY NOT FOR DISTRIBUTION

LOCAL & REGIONAL CO-DESIGN GROUP IMPACT WORKING GROUP – FOLLOW UP MEETING AGENDA

Tuesday 28 July 2020

Workshop: Tuesday 28 July 2020

Time: 2.30pm to 5.00pm (AEST)

Time: 2.00pm to 4.30pm (ACST)

Time: 12.30pm to 3.00pm (AWST)

Location: Virtual meeting (details TBC)

Co-chairs will facilitate breaks as required through the meeting

#	AEST	ACST	AWST	Item	Lead
1	2.30pm 10 mins	2.00pm	12.30pm	Welcome, purpose and outcomes sought	Local & Regional Group Co-Chairs
2	2.40pm 1 hour 30 mins	2.10pm	12.40pm	Impact – Analysis and Key Issues <ul style="list-style-type: none"> Alignment between draft framework and key existing initiatives Transitional issues 	Local & Regional Group Co-Chairs
3	4.10pm 45 mins	3.40pm	2.10pm	Follow up to Linkages Working Group discussion	Local & Regional Group Co-Chairs
4	4.55pm 5 mins	4.25pm	2.55pm	Wrap up and next steps	Local & Regional Group Co-Chairs
	5.00pm	4.30pm	3.00pm	End	

CO-DESIGN GROUP USE ONLY NOT FOR DISTRIBUTION



Working with Aboriginal and Torres Strait Islander peoples

CO-DESIGN GROUP USE ONLY NOT FOR DISTRIBUTION

LOCAL & REGIONAL CO-DESIGN GROUP SENIOR ADVISORY GROUP FEEDBACK MEETING AGENDA

29 July 2020

Wednesday 29 July 2020

Time: 2.30pm to 4.00pm (AEST)

Time: 2.00pm to 3.30pm (ACST)

Time: 12.30am to 2.00pm (AWST)

Location: Virtual meeting

Co-chairs will facilitate breaks as required through the meeting

#	AEST	ACST	AWST	Item	Lead
1	2.30pm 10 mins	2.00pm 10 mins	12.30pm 10 mins	Welcome	Local & Regional Group Co-Chairs
2	2.40pm 20 mins	2.10pm 20 mins	12.40pm 20 mins	Senior Advisory Group Feedback Overview	Local & Regional Group Co-Chairs
3	3.00pm 50 mins	2.30pm 50 mins	1.00pm 50 mins	Group Discussion	Local & Regional Group Members
4	3.50pm 10 mins	3.20pm 10 mins	1.50pm 10 mins	Wrap up and next steps	Local & Regional Group Co-Chairs
	4.00pm	3.30pm	2.00pm	End	

CO-DESIGN GROUP USE ONLY NOT FOR DISTRIBUTION



Working with Aboriginal and Torres Strait Islander peoples

CO-DESIGN GROUP USE ONLY NOT FOR DISTRIBUTION

SUPPLEMENTARY BRIEFING

MEETING AGENDA

Thursday 13 August 2020

Meeting: Thursday 13 August 2020

Time: 1.30pm to 3.00pm (AEST)

Time: 1.00pm to 2.30pm (ACST)

Location: Virtual meeting (details TBC)

#	AEST	ACST	Item	Lead
1	1.30pm 5 mins	1.00pm	Welcome, purpose and outcomes sought	Local & Regional Group Co-Chairs
2	1.35pm 15 mins	1.05pm	Update - Senior Advisory Group (SAG) Feedback	Local & Regional Group Co-Chairs
3	1.50pm 15 mins	1.20pm	Update - Outcomes from Working Groups <ul style="list-style-type: none"> • Impact • Linkages 	Local & Regional Group Co-Chairs
4	2.05pm 50 mins	1.35pm	Discussion - Member Feedback	Local & Regional Group Members
5	2.55pm 5 mins	2.25pm	Wrap up and next steps	Local & Regional Group Co-Chairs
	3.00pm	2.30pm	End	

CO-DESIGN GROUP USE ONLY NOT FOR DISTRIBUTION



CO-DESIGN GROUP USE ONLY NOT FOR DISTRIBUTION

LOCAL & REGIONAL CO-DESIGN GROUP MEETING 4 AGENDA

Friday 21 August 2020

Meeting: Friday 21 August 2020

Time: 1.00pm to 4.30pm (AEST)

Time: 12.30pm to 4.00pm (ACST)

Time: 11.00am to 2.30pm (AWST)

Location: Virtual meeting (details TBC)

Co-chairs will facilitate breaks as required through the meeting

#	AEST	ACST	AWST	Item	Lead
1	1.00pm <i>10 mins</i>	12.30pm	11.00am	Welcome, purpose and outcomes sought	Local & Regional Group Co-Chairs
2	1.10pm <i>45 mins</i>	12.40pm	11.10am	Transitional arrangements	Local & Regional Group Co-Chairs
3	1.55pm <i>45 mins</i>	1.25pm	11.55am	Minimum expectations and recognition mechanisms	Local & Regional Group Co-Chairs
4	2.40pm <i>45 mins</i>	2.10pm	12.40pm	Regional groupings	Local & Regional Group Co-Chairs
5	3.25pm <i>45 mins</i>	2.55pm	1.25pm	Framework and Narrative	Local & Regional Group Co-Chairs
6	4.10pm <i>15 mins</i>	3.40pm	2.10pm	Linkages - verbal update	Local & Regional Group Co-Chairs
7	4.25pm <i>5 mins</i>	3.55pm	2.25pm	Wrap up and next steps	Local & Regional Group Co-Chairs
	4.30pm	4.00pm	2.30pm	End	

CO-DESIGN GROUP USE ONLY NOT FOR DISTRIBUTION



CO-DESIGN GROUP USE ONLY NOT FOR DISTRIBUTION

LOCAL & REGIONAL CO-DESIGN GROUP MEETING 5 AGENDA

Monday 14 September 2020

Meeting: Monday 14 September 2020

Time: 1.00pm to 3.00pm (AEST)

Time: 12.30pm to 2.30pm (ACST)

Time: 11.00am to 1.00pm (AWST)

Location: Virtual meeting (details TBC)

Co-chairs will facilitate breaks as required through the meeting

#	AEST	ACST	AWST	Item	Lead
1	1.00pm 5 mins	12.30pm	11.00am	Welcome	Local & Regional Group Co-Chairs
2	1.05pm 1 hour 20 mins	12.35pm	11.05am	Interim Report (including Senior Advisory Group feedback)	Local & Regional Group Co-Chairs
3	2.25pm 30 mins	1.55pm	12.25pm	Regions Discussion	Local & Regional Group Co-Chairs
4	2.55pm 5 mins	2.25pm	12.55pm	Wrap up and next steps	Local & Regional Group Co-Chairs
	3.00pm	2.30pm	1.00pm	End	

CO-DESIGN GROUP USE ONLY NOT FOR DISTRIBUTION



Working with Aboriginal and Torres Strait Islander peoples

CO-DESIGN GROUP USE ONLY NOT FOR DISTRIBUTION

LOCAL & REGIONAL CO-DESIGN GROUP MEETING 6 AGENDA

Wednesday 7 October 2020

Meeting: Wednesday 7 October 2020
Time: 2.00pm to 4.00pm (AEDT)
Time: 1.00pm to 3.00pm (AEST)
Time: 1.30pm to 3.30pm (ACDT)
Time: 12:30pm to 2:30pm (ACST)
Time: 11.00am to 1.00pm (AWST)
Location: Virtual meeting (details TBC)

#	AEDT	AEST	ACDT	ACST	AWST	Item	Lead
1	2.00pm <i>5 mins</i>	1.00pm	1.30pm	12:30pm	11.00am	Welcome	Local & Regional Group Co-Chairs
2	2.05pm <i>40 mins</i>	1.05pm	1.35pm	12:35pm	11.05am	Interim Report <ul style="list-style-type: none"> For agreement – minor refinements and additions arising from 14 September meeting and further Senior Advisory Group feedback 	Local & Regional Group Co-Chairs
3	2.45pm <i>50 mins</i>	1.45pm	2.15pm	1:15pm	11.45am	Draft Interim Report <ul style="list-style-type: none"> For information 	Local & Regional Group Co-Chairs
4	3.35pm <i>15 mins</i>	2.35pm	3.05pm	2.05pm	12.35pm	Stage 2 ongoing co-design work <ul style="list-style-type: none"> For information 	Local & Regional Group Co-Chairs
5	3.50pm <i>10 mins</i>	2.50pm	3.20pm	2.20pm	12.50pm	Wrap up and next steps	Local & Regional Group Co-Chairs
	4.00pm	3.00pm	3.30pm	2.30pm	1.00pm	End	

Co-chairs will facilitate breaks as required through the meeting

CO-DESIGN GROUP USE ONLY NOT FOR DISTRIBUTION



CO-DESIGN USE ONLY - NOT FOR DISTRIBUTION

Indigenous Voice Co-Design Linkages Working Group

MEETING AGENDA

Monday 20 July 2020

Workshop: Monday 20 July 2020

Time: 1:00pm to 5:00pm (AEST)

Time: 12:30pm to 4:30pm (ACST)

Time: 11:00am to 3:00pm (AWST)

Location: Virtual meeting (details TBC)

Co-chairs will facilitate breaks as required through the meeting

#	AEST	ACST	AWST	Item	Lead
1	1:00pm <i>10 mins</i>	12:30pm	11:00am	Welcome	Linkage WG Co-Chairs
2	1:10pm <i>20 mins</i>	12:40pm	11:10am	Purpose and task of the working group Outcomes sought from the workshop	Linkage WG Co-Chairs
3	1:30pm <i>3 hours</i>	1:00pm	11:30am	Approach to linkage <ul style="list-style-type: none"> Context, Purpose and Issues Advice Function Links Structural Link Options 	Linkage WG Co-Chairs
4	4:30pm <i>30 mins</i>	4:00pm	2:30pm	Wrap up and next steps	Linkage WG Co-Chairs
	5:00pm	4:30pm	3:00pm	End	