

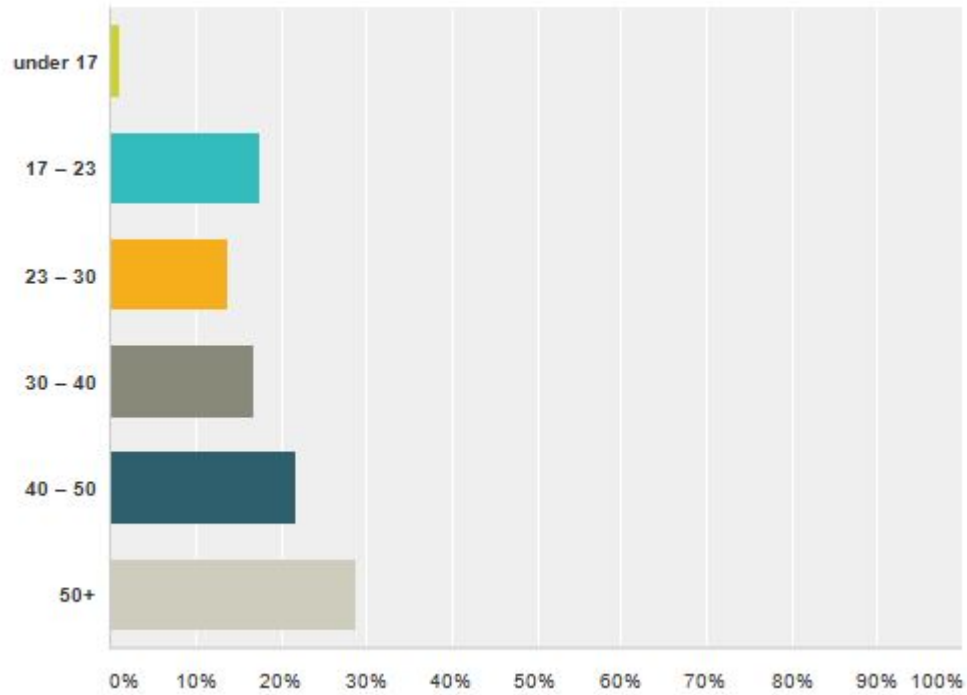
Appendix D – Student survey results

This appendix presents the questions asked and the quantitative data results for the Committee's student survey (as outlined in Chapter 1). Questions 18 to 21 were answered in free format text. A selection of responses from these questions has been provided throughout Chapter 4.

Question 1 – Please select the age group to which you belong

Answered: 6 635

Skipped: 14

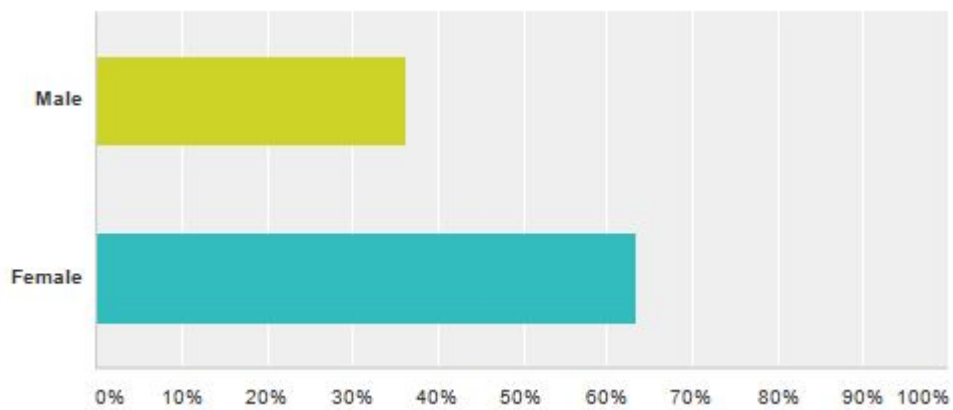


Answer Choices	Responses	
under 17	1.07%	71
17 – 23	17.48%	1,160
23 – 30	13.69%	908
30 – 40	16.85%	1,118
40 – 50	21.96%	1,457
50+	28.95%	1,921
Total		6,635

Question 2 – Please select your gender

Answered: 6 635

Skipped: 14

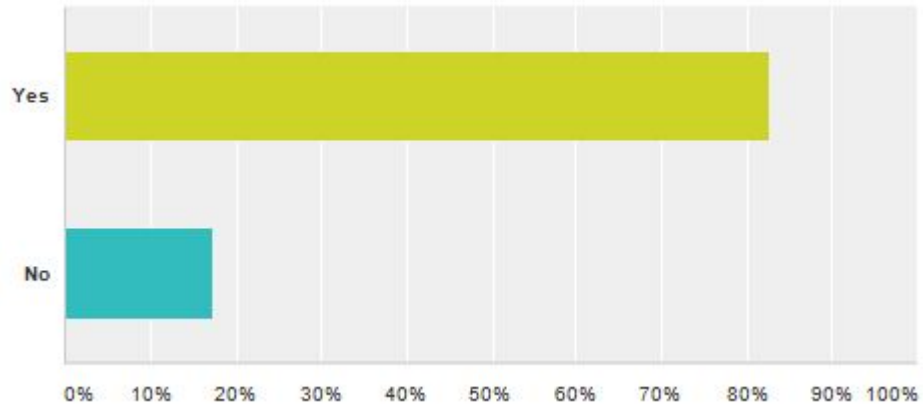


Answer Choices	Responses
Male	36.50% 2,422
Female	63.50% 4,213
Total	6,635

Question 3: Is English your primary (first) language?

Answered: 6 635

Skipped: 14

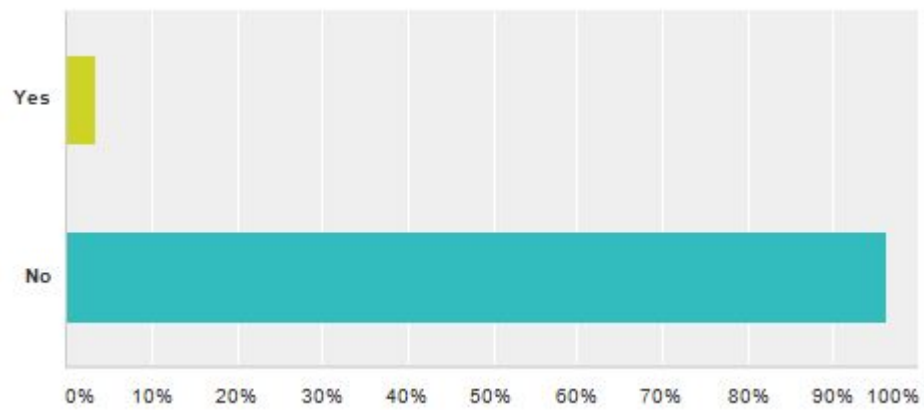


Answer Choices	Responses
Yes	82.64% 5,483
No	17.36% 1,152
Total	6,635

Question 4: Are you of Aboriginal or Torres Strait Islander origin?

Answered: 6 635

Skipped: 14

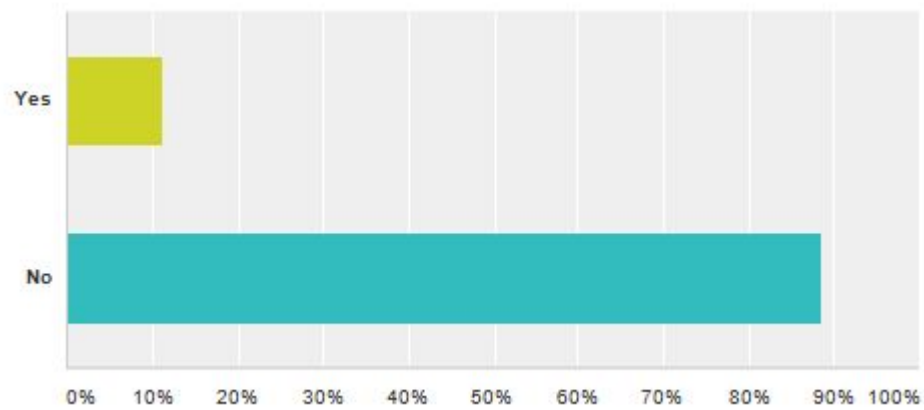


Answer Choices	Responses	
Yes	3.47%	230
No	96.53%	6,405
Total		6,635

Question 5: Do have a disability that affects you in terms of work and/or study options?

Answered: 6 635

Skipped: 14

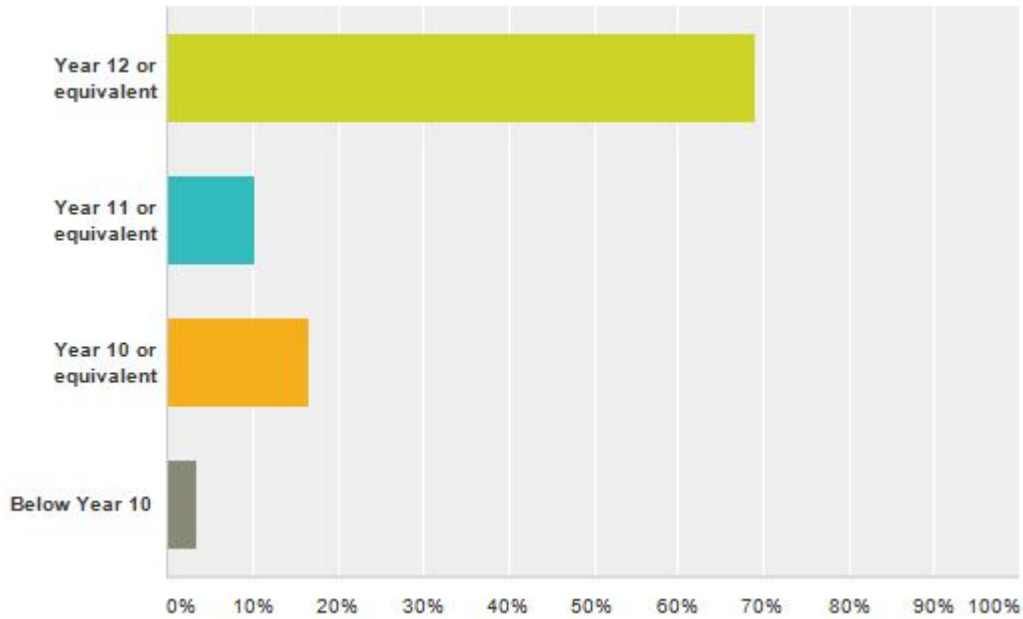


Answer Choices	Responses
Yes	11.24% 746
No	88.76% 5,889
Total	6,635

Question 6: What is the highest level of schooling you have completed?

Answered: 6 635

Skipped: 14

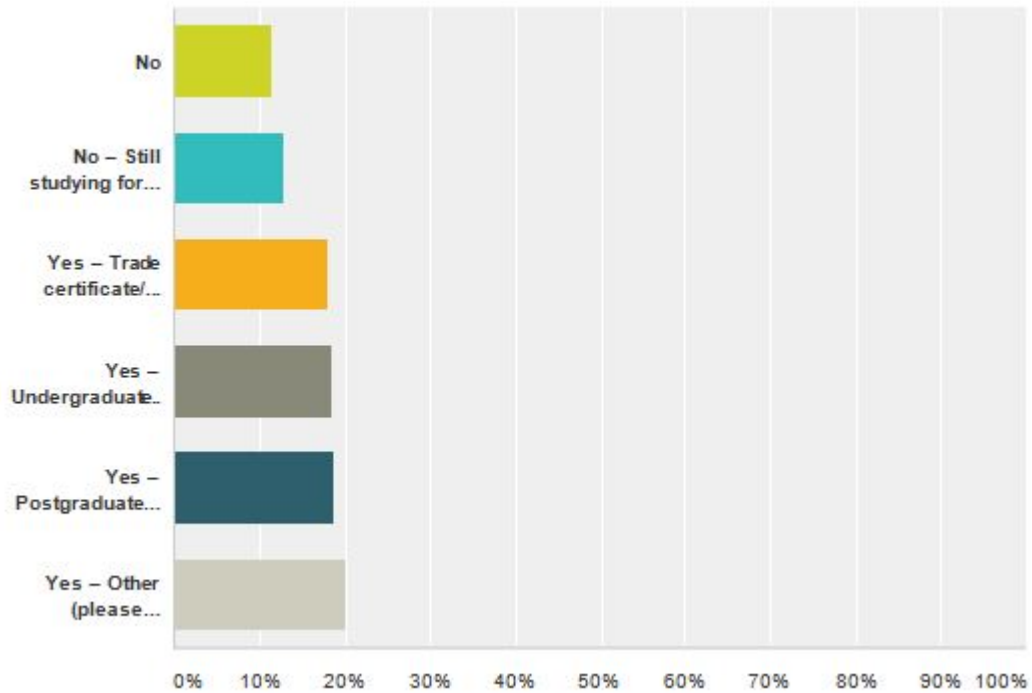


Answer Choices	Responses	
Year 12 or equivalent	69.12%	4,586
Year 11 or equivalent	10.46%	694
Year 10 or equivalent	16.80%	1,115
Below Year 10	3.62%	240
Total		6,635

Question 7: Have you completed any other qualification?

Answered: 6 635

Skipped: 14

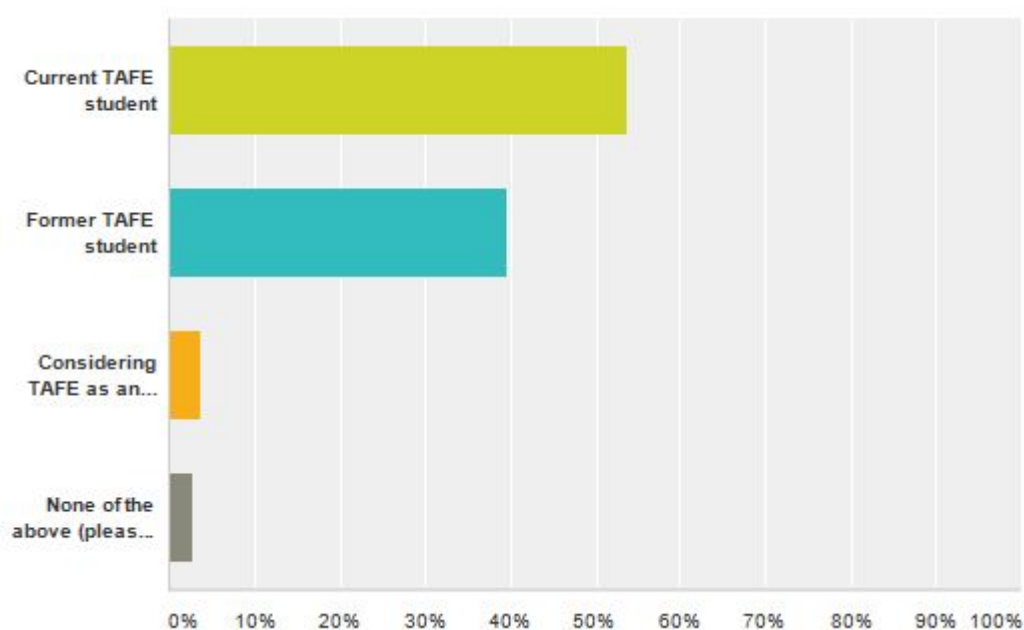


Answer Choices	Responses
No	11.42% 758
No – Still studying for first qualification	12.89% 855
Yes – Trade certificate/apprenticeship	18.09% 1,200
Yes – Undergraduate qualification	18.61% 1,235
Yes – Postgraduate qualification	18.69% 1,240
Yes – Other (please specify)	20.30% 1,347
Total	6,635

Question 8: Are you a...

Answered: 6 635

Skipped: 14

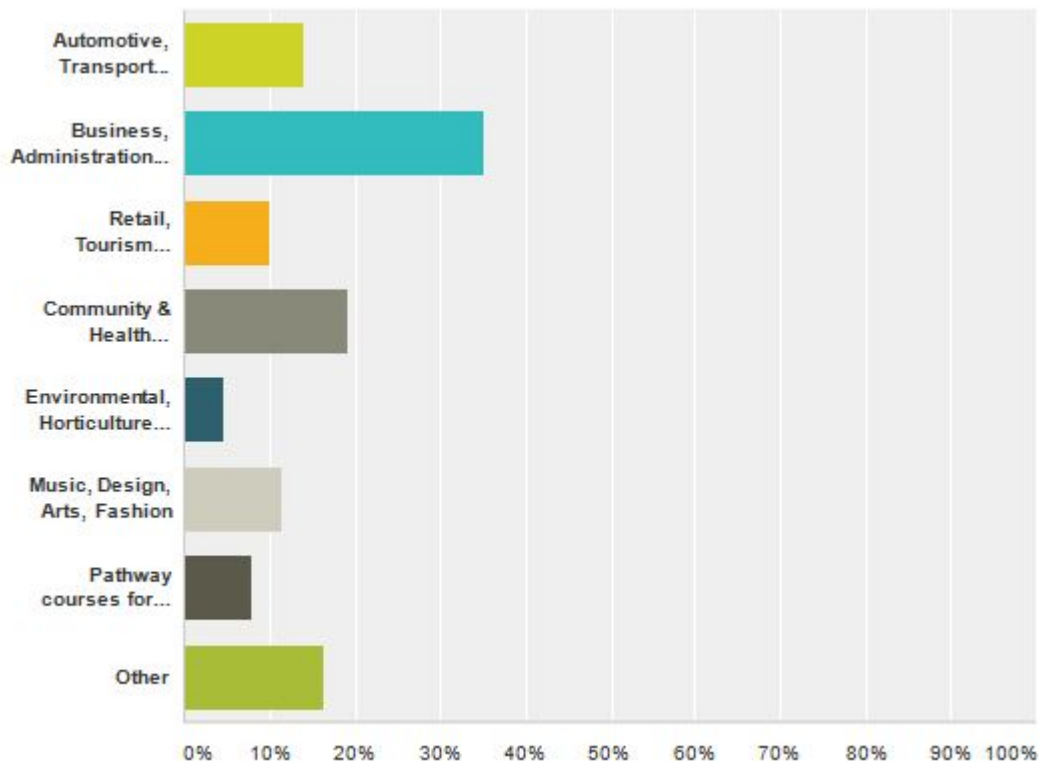


Answer Choices	Responses
Current TAFE Student	53.91% 3,577
Former TAFE student	39.58% 2,626
Considering TAFE as an option for future study	3.86% 256
None of the above (please specify)	2.65% 176
Total	6,635

Question 9: What is the field of study that you are intending to complete, are currently studying, or have completed? (Tick all that apply)

Answered: 6 635

Skipped: 14

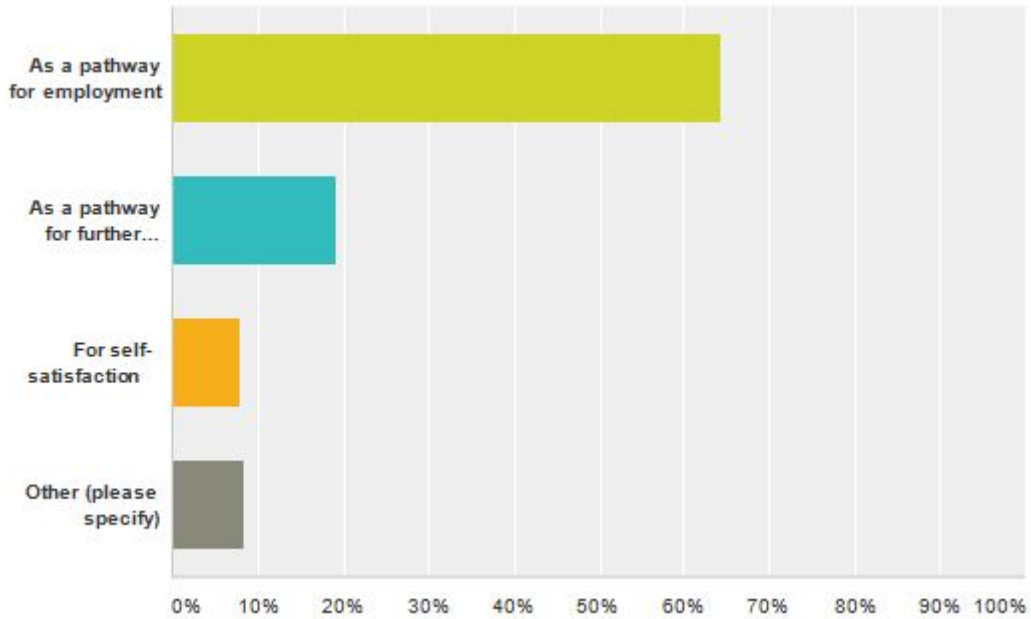


Answer Choices	Responses
Automotive, Transport, Building & Construction, Electrotechnology, Engineering & Manufacturing	14.14% 938
Business, Administration, Information Communications & Technology	35.34% 2,345
Retail, Tourism, Hospitality, Beauty & Hairdressing	9.99% 663
Community & Health, Childcare, Disability Care, Aged Care	19.11% 1,268
Environmental, Horticulture, Rural & Animal	4.87% 323
Music, Design, Arts, Fashion	11.57% 768
Pathway courses for work or future education	8.00% 531
Other	16.49% 1,094
Total Respondents: 6,635	

Question 10: What is the main purpose of this study?

Answered: 6 635

Skipped: 14

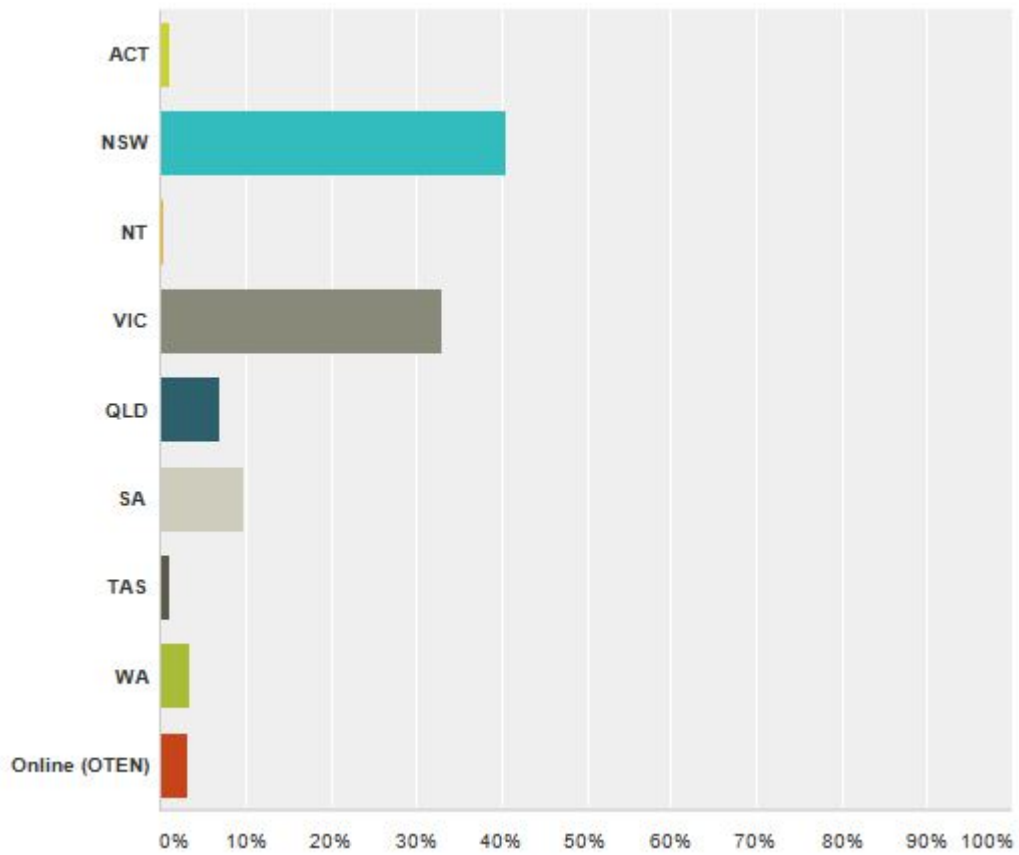


Answer Choices	Responses
As a pathway for employment	64.20% 4,260
As a pathway for further education	19.29% 1,280
For self-satisfaction	8.03% 533
Other (please specify)	8.47% 562
Total	6,635

Question 11: In which state is the TAFE campus located in?

Answered: 6 561

Skipped: 88

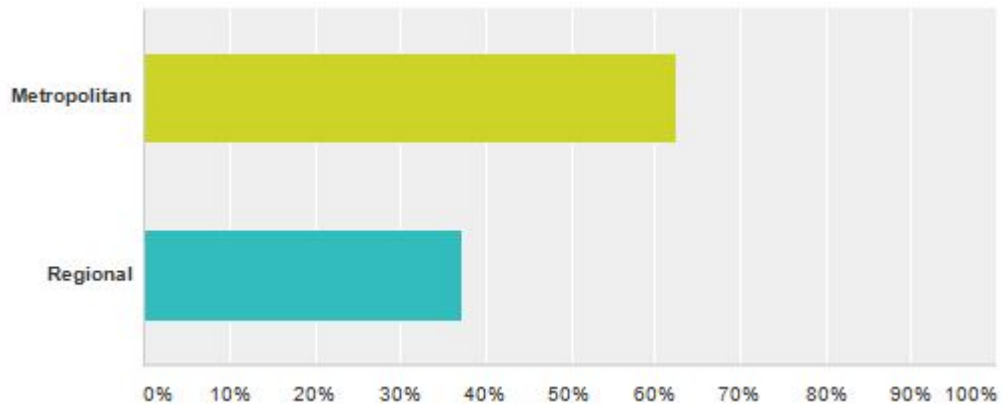


Answer Choices	Responses
ACT	1.11% 73
NSW	40.62% 2,665
NT	0.17% 11
VIC	33.10% 2,172
QLD	7.06% 463
SA	9.88% 648
TAS	1.02% 67
WA	3.64% 239
Online (OTEN)	3.40% 223
Total	6,561

Question 12: Is the TAFE campus ...

Answered: 6 561

Skipped: 88

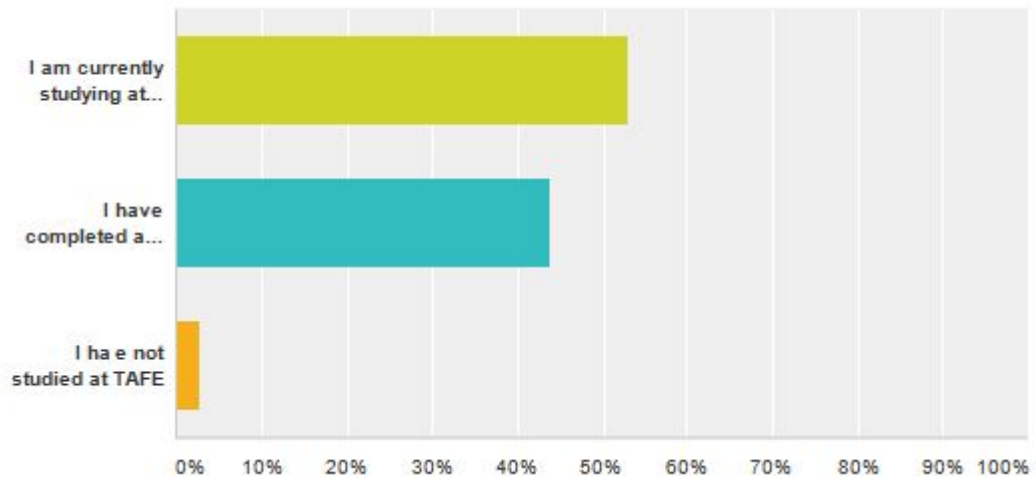


Answer Choices	Responses
Metropolitan	62.60% 4,107
Regional	37.40% 2,454
Total	6,561

Question 13: Are you currently studying at TAFE or have you completed a TAFE Qualification?

Answered: 6 535

Skipped: 114



Answer Choices	Responses
I am currently studying at TAFE	53.02% 3,465
I have completed a TAFE qualification	43.98% 2,874
I have not studied at TAFE	3.00% 196
Total	6,535

Question 14: How do you feel that this qualification is valued with potential or current employers?

Answered: 5 965

Skipped: 684

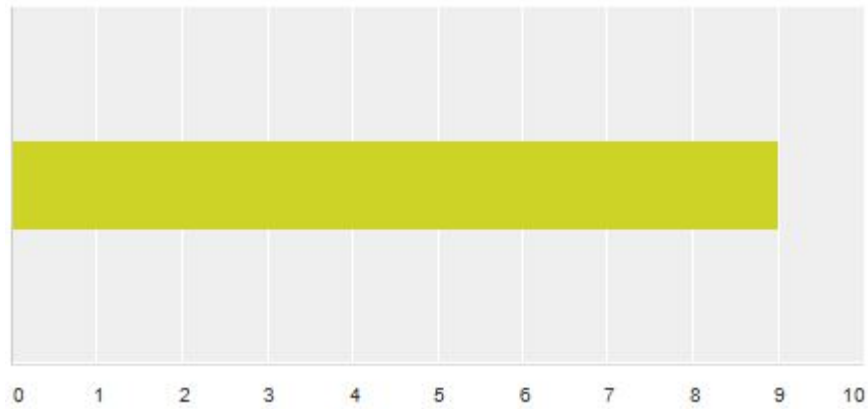


Not valued									Valued	Total	Average Rating
2.13%	1.32%	2.41%	2.28%	5.72%	6.45%	9.64%	12.71%	11.53%	45.80%	5,965	8.19
127	79	144	136	341	385	575	758	688	2,732		

Question 15: How satisfied are you with the quality of TAFE teaching you have received?

Answered: 5 965

Skipped: 684

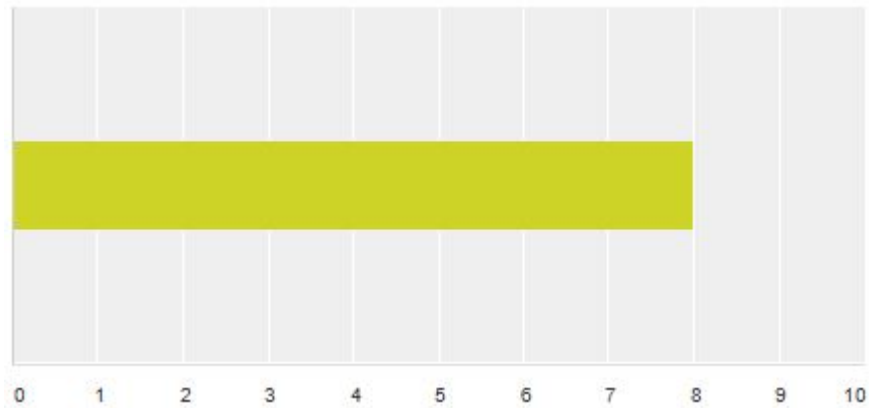


Not satisfied										Satisfied	Total	Average Rating
3.19%	2.01%	2.43%	2.48%	4.66%	5.16%	7.63%	12.98%	13.14%	46.32%	5,965	8.17	
190	120	145	148	278	308	455	774	784	2,763			

Question 16: How satisfied are you with the quality of TAFE resources made available?

Answered: 5 965

Skipped: 684

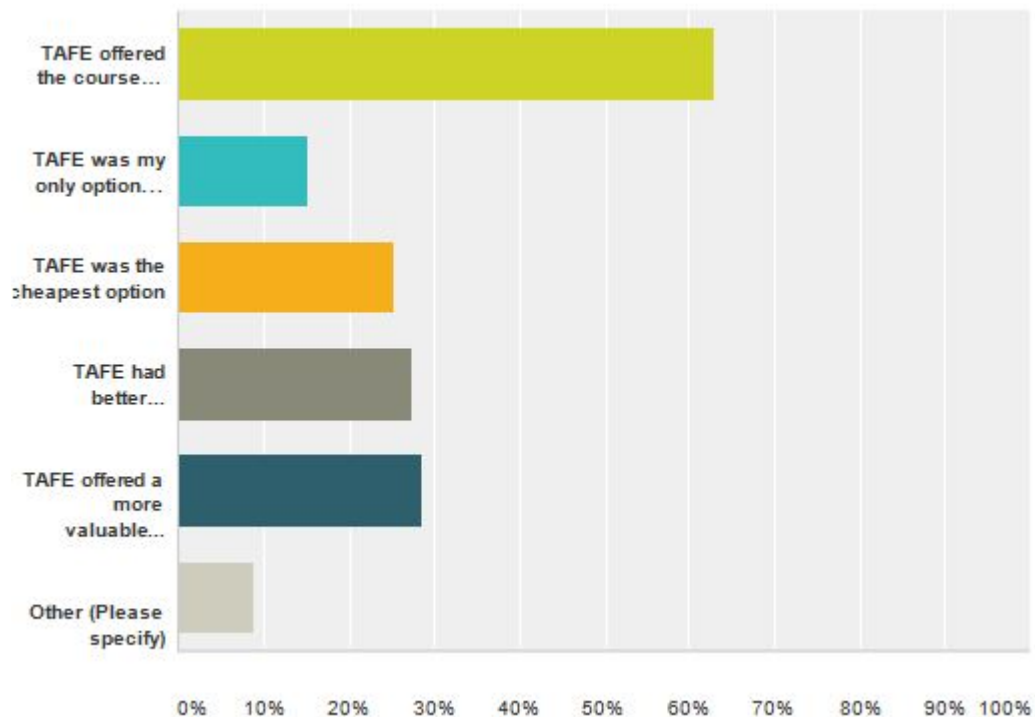


Not satisfied										Satisfied	Total	Average Rating
3.74%	2.43%	3.27%	3.30%	5.85%	6.96%	9.99%	15.10%	14.23%	35.12%			
223	145	195	197	349	415	596	901	849	2,095	5,965	7.73	

Question 17: Why did you choose TAFE over another vocational training institution? (tick all that apply)

Answered: 5 965

Skipped: 684



Answer Choices	Responses
TAFE offered the course that I wanted	63.13% 3,766
TAFE was my only option due to my location	15.34% 915
TAFE was the cheapest option	25.53% 1,523
TAFE had better facilities and learning outcomes	27.48% 1,639
TAFE offered a more valuable qualification	28.68% 1,711
Other (Please specify)	8.99% 536
Total Respondents: 5,965	

Question 18: Has your experience with TAFE been of any benefit to your personal situation? Please tell us why.

Answered: 5 965

Skipped: 684

Question 19: Please comment on what you believe are the most beneficial aspects of the TAFE system.

Answered: 4 993

Skipped: 1 656

Question 20: Please comment on what you think the TAFE system can improve.

Answered: 4 647

Skipped: 2 002

Question 21: Do you have any additional comments to make?

Answered: 3 321

Skipped: 3 328

