

Rural & Regional Affairs and Transport Legislation Committee
ANSWERS TO QUESTIONS ON NOTICE
Additional Estimates 2015 - 2016
Infrastructure and Regional Development

Question no.: 08

Program: n/a

Division/Agency: Corporate Services

Topic: Ministerial committee members

Proof Hansard Page: 16 (8 February 2016)

Senator Conroy, Stephen asked:

Mr Mrdak: The ministerial committee.

Senator CONROY: Who is on that committee, just out of interest?

Mr Mrdak: It is the service delivery coordination committee. It is chaired by the Hon. Minister Christopher Pyne. I do not have a list of the full membership of the committee. I can seek that for you on notice.

Ms Goodspeed: the Department of Finance is the secretariat for that committee.

Senator CONROY: If you take that on notice, that will be fine.

Ms Goodspeed: Sure.

Answer:

This is a matter for the Minister for Finance.

Rural & Regional Affairs and Transport Legislation Committee
ANSWERS TO QUESTIONS ON NOTICE
Additional Estimates 2015 - 2016
Infrastructure and Regional Development

Question no.: 09

Program: n/a

Division/Agency: Corporate Services

Topic: Projects in advertising campaign

Proof Hansard Page: 17 (8 February 2016)

Senator Conroy, Stephen asked:

Senator CONROY: What sort of projects are we talking about?

Ms Goodspeed: Infrastructure, road and rail projects.

Senator CONROY: Which ones? Which ones will feature in the ads? They have already been completed, so you must know.

Ms Goodspeed: The media plan has not yet been finalised.

Senator CONROY: The media plan is not what I asked about. I am asking which projects—

Ms Goodspeed: Would you like me to read out every project at this point in time to take that on notice?

Senator CONROY: No, I am asking you which projects will feature in the ads. You have already seen the ads. You have seen the draft ads.

Ms Goodspeed: All up there are 88 projects being featured.

Senator CONROY: I will have to take this on notice. Could we get a list of those?

Ms Goodspeed: Yes.

Senator CONROY: If it is possible, could we get a state breakdown of those?

Ms Goodspeed: Yes.

Answer:

The list of projects is available at www.buildingourfuture.gov.au, and can be broken down by state/territory.

Rural & Regional Affairs and Transport Legislation Committee
ANSWERS TO QUESTIONS ON NOTICE
Additional Estimates 2015 - 2016
Infrastructure and Regional Development

Question no.: 10

Program: n/a

Division/Agency: Corporate Services

Topic: Infrastructure video

Proof Hansard Page: 33 (8 February 2016)

Senator Conroy, Stephen asked:

Senator CONROY: I have almost finished. I have two or three questions and then I can probably finish. You do remember, Mr Mrdak, that the department produced an absolutely fantastic, topical, water-cooler-discussing video to promote this program after or possibly in the lead-up to the last budget. Do you remember that? We discussed how many clicks it had had and—

Mr Mrdak: I think that was after the 2014 budget.

Senator CONROY: How many clicks are we up to? How many views has that ornament of government advertising got?

Mr Mrdak: I will have to take that on notice, Senator. I do not have that information with me.

Answer:

The video in question is not hosted on a Department YouTube account.

Rural & Regional Affairs and Transport Legislation Committee
ANSWERS TO QUESTIONS ON NOTICE
Additional Estimates 2015 - 2016
Infrastructure and Regional Development

Question no.: 11

Program: n/a

Division/Agency: Corporate Services

Topic: Independent communications committee chair

Proof Hansard Page: 34 (8 February 2016)

Senator Conroy, Stephen asked:

Senator CONROY: Who chairs up the Independent Communications Committee?

Mr Mrdak: That is headed by the Department of Finance. It assesses independently all campaigns and information processes against the criteria.

Senator CONROY: Who is in charge of that inside Finance?

Mr Mrdak: I will take on notice who the chair of that is, but it has been through that. Quite clearly, in the development of the campaign the minister's office has been engaged in stages of it. Can I also clarify an answer we gave earlier. You asked about the timing—why the timing was through to the end of August. We indicated that was the decision of government. I should have added that that was based on advice from us and the consultants based on a length of time for a campaign. Originally, the campaign had been anticipated to commence earlier. The advice was that such a campaign should be targeted around five to six months.

Answer:

This is a matter for the Minister for Finance.

Rural & Regional Affairs and Transport Legislation Committee
ANSWERS TO QUESTIONS ON NOTICE
Additional Estimates 2015 - 2016
Infrastructure and Regional Development

Question no.: 12

Program: n/a

Division/Agency: Corporate Services

Topic: Delayed answers to questions on notice

Proof Hansard Page: 54-55 (8 February 2016)

Senator Bullock, Joe asked:

Senator BULLOCK: Can you outline the profile of what is left of that? But before I get on to that I will just have a whinge. We had 161 questions on notice. Your report date was 4 December. As at 4 February, of the 161 questions on notice we had failed to receive answers to 161 of them. That is all of them. What is the problem with getting answers to questions on notice, Mr Mrdak?

Mr Mrdak: I think on this occasion, from recollection, some 140 or so of the 161 were with the minister and his office before the due date. There were a number which were running—

Senator BULLOCK: Was that December?

Mr Mrdak: That is right.

Senator BULLOCK: So, 140-odd of the 160 questions were with the minister by the due date in December and we get them last Thursday?

Mr Mrdak: There were still a number which we took some time to complete across a number of—

Senator BULLOCK: 'A number' being the difference between 161 and 140-odd?

Mr Mrdak: That is correct.

Senator BULLOCK: That would give you a pass mark. If you were late on 20, I would not be raising it. But you are late on 161.

Mr Mrdak: The essence is that with the Christmas-New Year period and the delay at our end they were not cleared by the minister till quite recently.

Senator BULLOCK: Just to make it absolutely clear, the full blame for 140-odd of these answers lies with the minister's office.

Mr Mrdak: Some of them were returned to the department for amendments and changes to the answers. I will get that information for you. I am reminded that all 161 were provided prior to Christmas to the minister's offices. There were 49 responses returned on 12 January for changes with comments. Then some further 78 were later returned with comments. The final package was not signed off until lodgement on 4 February.

Answer:

The Infrastructure and Regional Development portfolio received 100 Hansard and 61 written questions on notice from the 2015-16 Supplementary Budget Estimates on 19 October 2015.

Responses were lodged with the Senate Committee by 9am on 4 February 2016, following the period of time necessary to develop and clear accurate responses.

Rural & Regional Affairs and Transport Legislation Committee
ANSWERS TO QUESTIONS ON NOTICE
Additional Estimates 2015 - 2016
Infrastructure and Regional Development

Question no.: 13

Program: n/a

Division/Agency: Corporate Services

Topic: Ministerial responsibilities – portfolio

Proof Hansard Page: Written

Senator Sterle, Glenn asked:

Please outline the responsibilities of the following Ministers within the portfolio following the swearing in of the second Turnbull Ministry on 18 February 2016:

1. Minister for Regional Development
2. Minister for Infrastructure and Transport
3. Minister for Major Projects, Territories and Local Government
4. Please list the major projects the Minister for major projects is responsible for.

Answer:

1. The Minister for Regional Development is responsible for regional development.
2. The Minister for Infrastructure and Transport is responsible for infrastructure and transport.
3. The Minister for Major Projects, Territories and Local Government has responsibilities for major projects, territories and local government.
4. The Minister for Major Projects, Territories and Local Government is responsible for planning, implementation and delivery of different major projects as determined by Cabinet.

Rural & Regional Affairs and Transport Legislation Committee
ANSWERS TO QUESTIONS ON NOTICE
Additional Estimates 2015 - 2016
Infrastructure and Regional Development

Question no.: 14

Program: n/a

Division/Agency: Corporate Services

Topic: Building Our Future campaign

Proof Hansard Page: Written

Senator Sterle, Glenn asked:

1. Referring to Ms Goodspeed's comments on February 8 – why is the campaign mainly focussed on “road users”?
2. Why is the value of the advertising placement contract with Mitchell and Partners set at the precise value of \$15,127,816 on the contract notice?
3. Will the communications campaign be broadcast on Channel 7 during the Summer Olympic Games (between August 5-21)?
4. If so, what is the cost of each ad placement at Channel 7 during this period?
5. On what date was the decision to proceed or not proceed with the communications campaign taken?

Answer:

1. The developmental market research conducted to inform the campaign, targeted Australians aged 18 and over. 91 per cent travelled by car on a weekly basis. Road users also encompass others means of transport such as bus, bicycle and motorcycle. Therefore it was determined that road users were a suitable focus for the campaign.
2. The contract notice matches the maximum cost estimate provided by Dentsu Mitchell Media Australia to meet the campaign's objectives.
3. At this stage all television networks have only opened up their inventory until April 2016.
4. N/A.
5. 23 February 2016.

Rural & Regional Affairs and Transport Legislation Committee
ANSWERS TO QUESTIONS ON NOTICE
Additional Estimates 2015 - 2016
Infrastructure and Regional Development

Question no.: 15

Program: n/a

Division/Agency: Corporate Services

Topic: Taxi costs

Proof Hansard Page: Written

Senator Sterle, Glenn asked:

Since the change of Prime Minister on 14 September, 2015:

1. How much did each department/agency spend on taxis during the specified period? Provide a breakdown for each business group in each department/agency.
2. What are the reasons for taxi costs?
3. How much did the department spend on taxis during the specified period for their minister or minister's office?

Answer:

1. The Department and portfolio agencies do not record travel data in a way that would readily allow answers to be provided to this question. To attempt to provide this level of detail would involve an unreasonable diversion of departmental resources.
2. Taxis are generally used to travel to and from official meetings where alternative efficient travel options are not available.
3. n/a.

Rural & Regional Affairs and Transport Legislation Committee
ANSWERS TO QUESTIONS ON NOTICE
Additional Estimates 2015 - 2016
Infrastructure and Regional Development

Question no.: 16

Program: n/a

Division/Agency: Corporate Services

Topic: Hospitality and entertainment

Proof Hansard Page: Written

Senator Sterle, Glenn asked:

Since the change of Prime Minister on 14 September, 2015:

1. What has been the Department/Agency's hospitality spend including any catering and drinks costs.
2. For each Minister and Parliamentary Secretary office, please detail total hospitality spend. Detail date, location, purpose and cost of all events including any catering and drinks costs.
3. What has been the Department/Agency's entertainment spend? Detail date, location, purpose and cost of all events including any catering and drinks costs.
4. For each Minister and Parliamentary Secretary office, please detail total entertainment spend. Detail date, location, purpose and cost of all events including any catering and drinks costs.
5. What hospitality spend is the Department/Agency's planning on spending? Detail date, location, purpose and cost of all events including any catering and drinks costs.
6. For each Minister and Parliamentary Secretary office, what hospitality spend is currently being planned for? Detail date, location, purpose and cost of all events including any catering and drinks costs.
7. What entertainment spend is the Department/Agency's planning on spending? Detail date, location, purpose and cost of all events including any catering and drinks costs.
8. For each Minister and Parliamentary Secretary office, what entertainment spend is currently being planned for? Detail date, location, purpose and cost of all events including any catering and drinks costs.
9. Is the Department/Agency planning on reducing any of its spending on these items? If so, how will reductions be achieved?

Answer:

Department of Infrastructure and Regional Development

1. \$19,557 as at 31 January 2016.
2. n/a.
3. The Department does not record this data in a way that would readily allow answers to be provided to this question. To attempt to provide this level of detail would involve an unreasonable diversion of departmental resources.
4. n/a.
5. The Department does not have detailed plans for future potential hospitality spending.
6. n/a.
7. The Department does not have detailed plans for future potential entertainment spending.
8. n/a.
9. The Department seeks to find efficiencies and savings against all elements of its operating expenses.

Rural & Regional Affairs and Transport Legislation Committee
ANSWERS TO QUESTIONS ON NOTICE
Additional Estimates 2015 - 2016
Infrastructure and Regional Development

Airservices Australia

1. \$74,076 as at 31 January 2016.
2. n/a.
3. Refer to question 1 above.
4. n/a.
5. Airservices Australia does not have detailed plans for future potential hospitality spending.
6. n/a.
7. Airservices Australia does not have detailed plans for future potential entertainment spending.
8. n/a.
9. Airservices Australia seeks to find efficiencies and savings against all elements of its operating expenses.

Australian Maritime Safety Authority (AMSA)

1. \$50,871 as at 31 January 2016.
2. n/a.
3. Nil.
4. n/a.
5. AMSA does not have detailed plans for future potential hospitality spending.
6. n/a.
7. AMSA does not have detailed plans for future potential entertainment spending.
8. n/a.
9. AMSA seeks to find efficiencies and savings against all elements of its operating expenses.

Australian Transport Safety Bureau (ATSB)

1. \$3,307.00 as at 31 January 2016.
2. n/a.
3. Refer to question 1 above.
4. n/a.
5. ATSB does not have detailed plans for future potential hospitality spending.
6. n/a.
7. ATSB does not have detailed plans for future potential entertainment spending.
8. n/a.
9. ATSB seeks to find efficiencies and savings against all elements of its operating expenses.

Civil Aviation Safety Authority

1. \$86,785 as at 31 January 2016.
2. n/a.
3. Refer to question 1 above.
4. n/a.

Rural & Regional Affairs and Transport Legislation Committee
ANSWERS TO QUESTIONS ON NOTICE
Additional Estimates 2015 - 2016
Infrastructure and Regional Development

5. CASA does not have detailed plans for future potential hospitality spending.
6. n/a.
7. CASA does not have detailed plans for future potential entertainment spending.
8. n/a.
9. CASA seeks to find efficiencies and savings against all elements of its operating expenses.

National Capital Authority (NCA)

1. \$1,110 (ex GST) as at 31 January 2016.
2. n/a.
3. Nil.
4. n/a.
5. NCA does not have detailed plans for future potential hospitality spending.
6. n/a.
7. NCA does not have detailed plans for future potential entertainment spending.
8. n/a.
9. NCA seeks to find efficiencies and savings against all elements of its operating expenses.

Rural & Regional Affairs and Transport Legislation Committee
ANSWERS TO QUESTIONS ON NOTICE
Additional Estimates 2015 - 2016
Infrastructure and Regional Development

Question no.: 17

Program: n/a

Division/Agency: Corporate Services

Topic: Executive coaching and leadership training

Proof Hansard Page: Written

Senator Sterle, Glenn asked:

Since the change of Prime Minister on 14 September, 2015:

Please provide the following information in relation to executive coaching and/or other leadership training services purchased by each department/agency:

1. Total spending on these services
2. The number of employees offered these services and their employment classification
3. The number of employees who have utilised these services, their employment classification and how much study leave each employee was granted (provide a breakdown for each employment classification)
4. The names of all service providers engaged For each service purchased form a provider listed under (4), please provide:
 - a. The name and nature of the service purchased
 - b. Whether the service is one-on-one or group based
 - c. The number of employees who received the service and their employment classification
 - d. The total number of hours involved for all employees (provide a breakdown for each employment classification)
 - e. The total amount spent on the service
 - f. A description of the fees charged (i.e. per hour, complete package)
5. Where a service was provided at any location other than the department or agency's own premises, please provide:
 - a. The location used
 - b. The number of employees who took part on each occasion (provide a breakdown for each employment classification)
 - c. The total number of hours involved for all employees who took part (provide a breakdown for each employment classification)
 - d. Any costs the department or agency's incurred to use the location
6. In relation to education/executive coaching and/or other leadership training services paid for by the department what agreements are made with employees in regards to continuing employment after training has been completed?
7. For graduate or post graduate study, please breakdown each approved study leave by staffing allocation and degree or program title.

Rural & Regional Affairs and Transport Legislation Committee

ANSWERS TO QUESTIONS ON NOTICE

Additional Estimates 2015 - 2016

Infrastructure and Regional Development

Answer:

Effective leadership is important to ensure high functioning organisations. The level of detail requested would require an unreasonable diversion of resources, however a benchmark or total spending by agency is as follows:

Department / Agency	Spending on executive coaching and leadership training
Department of Infrastructure and Regional Development	\$70,623
Airservices Australia	\$446,246
Australian Maritime Safety Authority (AMSA)	Nil
Australian Transport Safety Bureau (ATSB)	Nil
Civil Aviation Safety Authority (CASA)	Nil
National Capital Authority (NCA)	\$7,055

Rural & Regional Affairs and Transport Legislation Committee
ANSWERS TO QUESTIONS ON NOTICE
Additional Estimates 2015 - 2016
Infrastructure and Regional Development

Question no.: 18

Program: n/a

Division/Agency: Corporate Services

Topic: Staffing profile

Proof Hansard Page: Written

Senator Sterle, Glenn asked:

Since the change of Prime Minister on 14 September, 2015:

1. Has there been any change to the staffing profile of the department/agency?
2. Provide a list of changes to staffing numbers, broken down by classification level, division, home base location (including town/city and state)

Answer:

All answers are as at 31 January 2016:

Department of Infrastructure and Regional Development

1. Yes.
2. Refer to Attachment A.

Airservices Australia

1. Yes.
2. Refer to Attachment B.

Australian Maritime Safety Authority

1. Yes.
2. Refer to Attachment C.

Australian Transport Safety Bureau

1. Yes.
2. ATSB has increased by one SES Band 1 position and two APS5 positions – all based in Canberra.

Civil Aviation Safety Authority

1. Yes.
2. Refer to Attachment D.

National Capital Authority

1. No.
2. n/a.

Attachment A – Department of Infrastructure and Regional Development
Attachment B – Airservices Australia
Attachment C – Australian Maritime Safety Authority
Attachment D – Civil Aviation Safety Authority

Rural & Regional Affairs and Transport Legislation Committee
ANSWERS TO QUESTIONS ON NOTICE
Additional Estimates 2015 - 2016
Infrastructure and Regional Development

Attachment A

Table A – Staffing Numbers by Division

Division	Change +/-
Aviation & Airports	1
Corporate Services*	7
Infrastructure Investment	14
Local Government and Territories	0
Office of Transport Security	7
Policy and Research	-4
Surface Transport Policy	3
Western Sydney Unit	5
Total	33

*Corporate Services total FTE/Headcount includes the Executive Division (the Secretary, Deputies and Executive Assistants) and all first year Graduate recruits.

Table B – Staffing Numbers by Classification

Classification	Change +/-
APS1	17
APS2	0
APS3	7
APS4	-10
APS5	14
APS6	11
EL1	-7
EL2	0
SEB1	2
SEB2	0
SEB3	-1
SEC	0
Total	33

Rural & Regional Affairs and Transport Legislation Committee
ANSWERS TO QUESTIONS ON NOTICE
Additional Estimates 2015 - 2016
Infrastructure and Regional Development

Table C – Staffing Numbers by City/Town and State

City/Town and State	Change +/-
Canberra	43
Jervis Bay	0
Australian Capital Territory	43
Newcastle	0
Orange	0
Sydney	-4
Wollongong	0
New South Wales	-4
Alice Springs	0
Darwin	-1
Northern Territory	-1
Brisbane	-1
Townsville	-3
Queensland	-4
Adelaide	1
South Australia	1
Hobart	0
Tasmania	0
Bendigo	0
Melbourne	-1
Victoria	-1
Perth	1
Indian Ocean Territories-Dept	-1
Christmas Is.	-1
Pacific Ocean Territories-Dept	0
Norfolk Island	0
Western Australia	1
Abu Dhabi	-1
Bangkok	0
Jakarta	0
Montreal	0
Port Moresby	0
Overseas	-1
Total	33

Rural & Regional Affairs and Transport Legislation Committee
ANSWERS TO QUESTIONS ON NOTICE
Additional Estimates 2015 - 2016
Infrastructure and Regional Development

Attachment B

Table A – Staffing Numbers by Division

Division	Change +/-
Air Traffic Control	24
Aviation Rescue & Fire Fighting	8
CEO Office Administration	-4
Corporate & Industry Affairs	4
Finance & Corporate	-5
Future Service Delivery	-2
Learning Academy	0
People & Culture	-14
Projects & Engineering	16
Safety Environment & Assurance	2
Total	29

Table B – Staffing Numbers by Classification

Profile by Classification	Change +/-
Air Traffic Services	-13
Aviation Rescue & Fire Fighting	-2
Accounting and Finance	-2
Administration	19
Communications & Stakeholder Engagement	-4
Comply Regulate Monitor & Audit	-1
Engineering & Technical	-16
Information & Communications Technology	2
Information & Knowledge Management	-1
Legal	1
Organisation Leadership	-4
People	-5
Service Delivery	-5
Strategic Policy Research & Project	2
Total	29

Table C – Staffing Numbers by City/Town and State

Profile by Location	Change +/-
Canberra	8
Australian Capital Territory	8
Albury	0
Ballina	0
Coffs Harbour	1

Rural & Regional Affairs and Transport Legislation Committee

ANSWERS TO QUESTIONS ON NOTICE

Additional Estimates 2015 - 2016

Infrastructure and Regional Development

Dubbo	0
Llandilo	-1
Sydney	7
Tamworth	0
Wagga Wagga	2
New South Wales	9
Alice Springs	2
Darwin	2
Northern Territory	4
Brisbane	9
Cairns	1
Charleville	0
Coolangatta	-1
Gladstone	1
Hamilton Island	0
Mackay	-1
Maroochydore	-1
Oakey	-1
Rockhampton	1
Townsville	1
Queensland	9
Adelaide	-2
South Australia	-2
Hobart	0
Launceston	0
Tasmania	0
Melbourne	7
Victoria	7
Broome	-1
Karratha	2
Newman	0
Perth	9
Port Hedland	0
Western Australia	10
All Locations	29

Rural & Regional Affairs and Transport Legislation Committee
ANSWERS TO QUESTIONS ON NOTICE
Additional Estimates 2015 - 2016
Infrastructure and Regional Development

Attachment C

Table A – Staffing Numbers by Division

Division	Change +/-
CEO & Deputy CEO	0
Corporate Services	1
Domestic Vessels	2
Marine Environment	1
Navigation Safety & International Relations	0
Search and Rescue	-4
Ship Safety	1

Table B – Staffing Numbers by Classification

Classification	Change +/-
AMSA Level 1	0
AMSA Level 2	0
AMSA Level 3	0
AMSA Level 4	-1
AMSA Level 5	0
AMSA Level 6	-1
AMSA Level 7	3
AMSA Level 8	-1
Senior Manager	0
Port Marine Surveyor	1
RCC Chief	0
Search and Rescue Officer	0
Senior Search and Rescue Officer	0

Rural & Regional Affairs and Transport Legislation Committee
ANSWERS TO QUESTIONS ON NOTICE
Additional Estimates 2015 - 2016
Infrastructure and Regional Development

Table C – Staffing Numbers by City/Town and State

Location	Change +/-
Canberra	1
Australian Capital Territory	1
Newcastle	0
Port Kembla	0
Sydney	-1
New South Wales	-1
Darwin (NT)	0
Northern Territory	0
Airlie Beach (Qld)	0
Brisbane (Qld)	2
Cairns (Qld)	0
Gladstone (Qld)	0
Mackay (Qld)	0
Thursday Island (Qld)	0
Townsville (Qld)	0
Queensland	2
Adelaide (SA)	-1
South Australia	-1
Devonport (Tas)	0
Hobart (Tas)	0
Launceston (Tas)	0
Tasmania	0
Melbourne (Vic)	0
Victoria	0
Fremantle (WA)	1
Geraldton (WA)	0
Karratha (WA)	0
Port Hedland (WA)	0
Western Australia	1
Jakarta (INT)	-1
Montreal, Canada (INT)	0
Overseas	-1
Total	1

Rural & Regional Affairs and Transport Legislation Committee
ANSWERS TO QUESTIONS ON NOTICE
Additional Estimates 2015 - 2016
Infrastructure and Regional Development

Attachment D

Table A – Staffing Numbers by Division

Division	Change +/-
Director of Aviation Safety	-20.40
Airspace & Aerodrome Regulation	2
Industry Permissions	16.11
Operations	-1.33
Standards Division	-9.20
Corporate Services Division	-4.49
Legal Services Division	0.45
Projects*	20.75
Safety Education Promotion Division (SEP)**	-40.52
Stakeholder Engagement Group (SEG)**	59.12

Table B – Staffing Numbers by Classification

Classification	Change +/-
SMGB	-2.00
SMGC	2.00
SMGD	1.00
CS5	0.03
CS4	3.08
CS3	-2.04
CS2	10.91
CS1	1.00
PS	-0.29
CMTL	1.00
FOI1	4.00
FOI2	-8.00
FOI3	8.00
FTE1	0
FTE2	-1.00
ASR1	-4.20
ASR2	9.00
ASR3	0

* Projects consists of CASA employees being moved to work on specific bodies of work and therefore staff numbers fluctuate regularly to meet demand.

** Note that SEG replaced SEP as of 3 December 2015. All staff from SEP were migrated to SEG with the addition of some staff from the ODAS and CS divisions.

Rural & Regional Affairs and Transport Legislation Committee
ANSWERS TO QUESTIONS ON NOTICE
 Additional Estimates 2015 - 2016
Infrastructure and Regional Development

Table C – Staffing Numbers by City/Town and State

Location	Change +/-
Canberra	17.86
Australian Capital Territory	17.86
Sydney	-2.60
Tamworth	0
New South Wales	-2.60
Darwin	0
Northern Territory	0
Brisbane	-1.12
Cairns	0
Townsville	0
Queensland	-1.12
Adelaide	1.32
South Australia	1.32
Melbourne	5.00
Victoria	5.00
Perth	2.03
Western Australia	2.03
Total	22.49

Rural & Regional Affairs and Transport Legislation Committee
ANSWERS TO QUESTIONS ON NOTICE
Additional Estimates 2015 - 2016
Infrastructure and Regional Development

Question no.: 19

Program: n/a

Division/Agency: Corporate Services

Topic: Staffing reductions

Proof Hansard Page: Written

Senator Sterle, Glenn asked:

Since the change of Prime Minister on 14 September, 2015:

1. How many staff reductions/voluntary redundancies have occurred?
 - a. What was the reason for these reductions?
2. Were any of these reductions involuntary redundancies? If yes, provide details.
3. Are there any plans for further staff reductions/voluntary redundancies? If so, please advise details including if there is a reduction target, how this will be achieved, and if any services/programs will be cut.
4. If there are plans for staff reductions, please give the reason why these are happening.
5. Are there any plans for involuntary redundancies? If yes, provide details.
6. How many ongoing staff left the department/agency? What classification were these staff?
7. How many non-ongoing staff left department/agency from? What classification were these staff?
8. What are the voluntary redundancy packages offered? Please detail for each staff level and position
9. How do the packages differ from the default public service package?
10. How is the department/agency funding the packages?

Answer:

Department of Infrastructure and Regional Development

As at 31 January 2016:

1. Three.
 - a. The positions were excess to the requirements of the Department.
2. No.
3. Should positions be excess to the requirements of the Department, affected staff are offered redeployment or a voluntary redundancy.
4. Refer to response to question 3.
5. No.
6. 61 ([Attachment A](#)).
7. Nine ([Attachment A](#)).
8. All voluntary redundancy packages offered were the same as the default public service package.
9. No difference.
10. Costs of the three voluntary redundancies were met from the departmental budget.

Rural & Regional Affairs and Transport Legislation Committee

ANSWERS TO QUESTIONS ON NOTICE

Additional Estimates 2015 - 2016

Infrastructure and Regional Development

Airservices Australia

As at 29 February 2016:

1. Seven. There was one involuntary redundancy during the period and 6 were voluntary redundancies.

- a. All were due to organisational restructures.

2. Refer to response to question 1.

3. Should positions be excess to the requirements of Airservices Australia, affected staff are offered redeployment or a voluntary redundancy.

4. Refer to response to question 3.

5. Refer to response to question 3.

6. 112 (Attachment B).

7. 19 non-ongoing staff, including agency staff (Attachment B).

8. If Airservices identifies surplus positions, the employees affected are entitled to the specific redundancy provisions set down in the relevant enterprise agreement or the applicable management contract.

Airservices redundancy provisions are set down in our four enterprise agreements and management contracts.

Under the four enterprise agreements the standard redundancy provision includes a minimum payment of 4 weeks' pay for each of the first 5 years of service, and 3 weeks' pay for each subsequent year of service up to a maximum of 75 weeks, plus payment of 4-5 weeks' notice (depending on age).

Management contracts' redundancy provisions vary with the standard provision providing 4 weeks' payment for each year of service, up to a maximum of 6 months plus 4-5 weeks' notice.

9. Refer to response to question 8.

10. The packages are funded through current provision for separations and redundancies.

Australian Maritime Safety Authority (AMSA)

As at 31 January 2016:

1. One.

- a. The redundancy occurred as a result of a restructure.

2. The reduction was an involuntary redundancy.

3. Should positions be excess to the requirements of AMSA, affected staff are offered redeployment or a voluntary redundancy.

4. Refer to response to question 3.

5. Refer to response to question 3.

6. Sixteen:

- One AMSA 2;
- One AMSA 4;
- Three AMSA 5;
- One AMSA 6;
- Two AMSA 7;
- Three AMSA 8;
- One Port Marine Surveyor;
- Two Search and Rescue Officers; and
- Two Senior Search and Rescue Officers.

7. Eleven:

Rural & Regional Affairs and Transport Legislation Committee

ANSWERS TO QUESTIONS ON NOTICE

Additional Estimates 2015 - 2016

Infrastructure and Regional Development

- One AMSA 3;
 - One AMSA 4;
 - Three AMSA 5;
 - One AMSA 6;
 - Three AMSA 7; and
 - Two Contract Managers .
8. Voluntary redundancy packages, when offered, reflect the terms of the default public service package.
9. Refer to response to question 8.
10. The packages are funded from the existing AMSA staffing budget.

Australian Transport Safety Bureau

As at 31 January 2016:

1. One.
- a. Reduction in the agency's management (Executive Level) structure.
2. No.
3. Should positions be excess to the requirements of the ATSB, affected staff are offered redeployment or a voluntary redundancy.
4. Refer to response to question 3.
5. Refer to response to question 3.
6. Two; one APS5 and one Executive Level 1.
7. Two Executive Level 1.
8. In accordance with the agency's Enterprise Agreement provisions (publicly available).
9. They are equivalent.
10. Within the employee budget.

Civil Aviation Safety Authority (CASA)

As at 31 January 2016:

1. Ten.
- a. Four positions were relocated to better meet CASA's obligations. The substantive occupants of these positions elected not to relocate with the role and no other suitable employment for them was identified; three positions were abolished; two employees declined redeployment following failure to win a Certificate Team Manager role; one position was reclassified to a lower classification.
2. Yes. Three Senior Managers were terminated, and two employees covered by the Enterprise Agreement declined their offer of voluntary redundancy, and were terminated under involuntary redundancy provisions due to no suitable redeployment options being available.
3. Should positions be excess to the requirements of CASA, affected staff are offered redeployment or a voluntary redundancy.
4. Refer to response to question 3.
5. Refer to response to question 3.
6. 32 (Attachment C).
7. Fifteen (Attachment C).
8. All non- Senior Management Group (SMG) are covered by the CASA Enterprise Agreement 2012-2014. The Enterprise Agreement provides:

Rural & Regional Affairs and Transport Legislation Committee

ANSWERS TO QUESTIONS ON NOTICE

Additional Estimates 2015 - 2016

Infrastructure and Regional Development

- for employees employed by CASA prior to the commencement of the Civil Aviation Safety Authority Certified Agreement 2006-2008, the sum of 4 weeks' salary for each of the first 5 years of completed year of service in CASA and 3 weeks' salary for each subsequent completed year of service in CASA, plus pro rata payment for each completed month of service, subject to a minimum of 4 weeks' salary and a maximum of 75 weeks' salary;
 - for employees employed by CASA after the commencement of the Civil Aviation Safety Authority Certified Agreement 2006-2008, the sum of 2 weeks' salary for each completed year of service in CASA, plus pro rata payment for each completed month of service, subject to a minimum of 4 weeks' salary and a maximum of 48 weeks' salary;
9. Employees within the SMG are covered by individual common law contracts which state, 'CASA may, at its complete discretion, pay an amount of pay as a severance benefit'. This may include three months' payment in lieu of notice and, at the discretion of the CEO, up to three months' severance payment as a further benefit, dependant on length of service.
10. Employees covered by the CASA Enterprise Agreement 2012-2014 who were employed by CASA prior to the commencement of the Civil Aviation Safety Authority Certified Agreement 2006-2008 are eligible for a severance benefit more generous than that provided by the default public service package (see details in question 8).
- SMG employees on individual agreements can be eligible for payments as outlined in question 8.
- Equivalent Senior Executive Service Officers in the APS may receive individual 'incentive to retire' payments approved by the Australian Public Service Commission.
11. CASA is funding these packages within its allocated budget.

National Capital Authority (NCA)

As at 31 January 2016:

1. Nil.
2. n/a.
3. Should positions be excess to the requirements of the NCA, affected staff are offered redeployment or a voluntary redundancy.
4. Refer to response to question 3.
5. Refer to response to question 3.
6. Two APS6.
7. One Executive Level 1.
8. n/a.
9. n/a.
10. n/a.

Rural & Regional Affairs and Transport Legislation Committee
ANSWERS TO QUESTIONS ON NOTICE
Additional Estimates 2015 - 2016
Infrastructure and Regional Development

Attachment A

Department of Infrastructure and Regional Development

Ongoing Staff separated from the Department	Headcount
APS3	1
APS4	4
APS5	11
APS6	17
EL1	17
EL2	7
SEB1	1
SEB2	2
SEB3	1
Total	61

Non-ongoing Staff separated from the Department	Headcount
APS1	1
APS3	1
APS4	1
APS5	1
APS6	1
EL1	3
EL2	1
Total	9

Rural & Regional Affairs and Transport Legislation Committee
ANSWERS TO QUESTIONS ON NOTICE
Additional Estimates 2015 - 2016
Infrastructure and Regional Development

Attachment B

Airservices Australia

Employment type and Job Classification (Job Function)	#
Accounting & Finance	1
Administration	4
Air Traffic Services	21
Aviation Rescue & Firefighting	8
Communications & Stakeholder Engagement	2
Comply, Regulate, Monitor & Audit	1
Engineering & Technical	5
Information & Communications Technology	1
Information & Knowledge Management	62
Organisational Management	5
Strategic Policy, Research & Project	2
Ongoing	112

Employment type and Job Classification (Job Function)	#
Administration	1
Comply, Regulate, Monitor & Audit	1
Information & Communications Technology	2
Information & Knowledge Management	14
Service Delivery	1
Non-Ongoing [includes Temporary (fixed term contract) and Agency (labour hire) staff]	19

Rural & Regional Affairs and Transport Legislation Committee
ANSWERS TO QUESTIONS ON NOTICE
Additional Estimates 2015 - 2016
Infrastructure and Regional Development

Attachment C

Civil Aviation Safety Authority

Classification	FTE
SMGB	1
SMGD	3
CMTL	2
FOI2	1
FOI1	2
ASR3	1
ASR1	3
CS5	1
CS4	4
CS3	7
CS2	7
Total	32

Classification	FTE
SMGB	1
ASR1	1
PS	1
CS5	1
CS4	1
CS3	2
CS2	8
Total	15

Rural & Regional Affairs and Transport Legislation Committee
ANSWERS TO QUESTIONS ON NOTICE
Additional Estimates 2015 - 2016
Infrastructure and Regional Development

Question no.: 20

Program: n/a

Division/Agency: Corporate Services

Topic: Staffing recruitment

Proof Hansard Page: Written

Senator Sterle, Glenn asked:

Since the change of Prime Minister on 14 September, 2015:

1. How many ongoing staff have been recruited? What classification are these staff?
2. How many non-ongoing positions exist or have been created? What classification are these staff?
3. How many staff have been employed on contract and what is the average length of their employment period?

Answer:

1. As at 31 January 2016, 46 ongoing staff have been recruited, classifications are shown in the table below:

Classification	Number
APS 5	19
APS 6	12
EL1	4
EL2	6
SES B1	3
SES B2	2
Total	46

2. As at 31 January 2016, 30 non-ongoing staff have been recruited, classifications are shown in the table below:

Non-ongoing positions at 31 January 2016	
Classification	Headcount
APS1	18
APS3	4
APS6	3
EL1	3
EL2	2
Total	30

3. As at 31 January 2016, 124 people have been employed on contract. The average length of their employment period is 83.88 days.

Rural & Regional Affairs and Transport Legislation Committee
ANSWERS TO QUESTIONS ON NOTICE
Additional Estimates 2015 - 2016
Infrastructure and Regional Development

Question no.: 21

Program: n/a

Division/Agency: Corporate Services

Topic: Kitchen appliances

Proof Hansard Page: Written

Senator Sterle, Glenn asked:

Since the change of Prime Minister on 14 September, 2015:

1. Has the department/agency purchased, leased or rented any kitchen appliances over the value of \$1000?
 - a. If yes, provide a list that includes the type of appliance, the cost, the amount, and any ongoing costs such as purchase of consumables and when the appliance was purchased?
 - b. Why were the appliances purchased?
 - c. Has there been a noticeable difference in staff productivity since the appliances were purchased? Are staff leaving the office premises less during business hours as a result?
 - d. Where did the funding for the appliances come from?
 - e. Who has access?
 - f. Who is responsible for the maintenance of the appliances? How much was spent on maintenance, include a list of what maintenance has been undertaken. Where does the funding for maintenance come from?
 - g. What are the other ongoing costs of the appliances?

Answer:

Department of Infrastructure and Regional Development

No.

Airservices Australia

No.

Australian Maritime Safety Authority

No.

Australian Transport Safety Bureau

No.

Civil Aviation Safety Authority

No.

National Capital Authority

No.

Rural & Regional Affairs and Transport Legislation Committee
ANSWERS TO QUESTIONS ON NOTICE
Additional Estimates 2015 - 2016
Infrastructure and Regional Development

Question no.: 22

Program: n/a

Division/Agency: Corporate Services

Topic: Boards

Proof Hansard Page: Written

Senator Ludwig, Joe asked:

Since the change of Prime Minister on 14 September, 2015:

1. how often has each board met, break down by board name;
2. what travel expenses have been incurred;
3. what has been the average attendance at board meetings;
4. list each member's attendance at meetings;
5. how does the board deal with conflict of interest;
6. what conflicts of interest have been registered;
7. what remuneration has been provided to board members;
8. how does the board dismiss board members who do not meet attendance standards?
9. have any requests been made to ministers to dismiss board members?
10. please list board members who have attended less than 51% of meetings
11. what have been the catering costs for the board meetings held during this period? Please break down the cost list.

Answer:

1-11 Refer to Attachment A and Attachment B.

	Airservices Australia	Australian Maritime Safety Authority	Australian Transport Safety Bureau	Civil Aviation Safety Authority	Infrastructure Australia	National Capital Authority	National Transport Commission
1. How often has each board met, break down by board name?	3	2	1	2	4	2	3
2. What travel expenses have been incurred?	Travel expenses from 14 September 2015 to 31 January 2016 have been \$24,299.	Travel expenses from 14 September 2015 to 31 January 2016 have been \$20,232.	Travel expenses from 14 September 2015 to 31 January 2016 have been \$4,250.	Travel expenses from 14 September 2015 to 31 January 2016 have been \$29,594.	Travel expenses from 14 September 2015 to 31 January 2016 have been \$10,430.	No travel expenses were incurred for the purpose of these board meetings.	Travel expenses from 14 September 2015 to 31 January 2016 have been \$15,776.
3. What has been the average attendance at board meetings?	On average 97% of board members have attended meetings.	100% of board members have attended meetings.	100% of board members have attended meetings.	100% of board members have attended meetings.	On average 95% of board members have attended meetings.	100% of board members have attended meetings.	100% of board members have attended meetings.
4. List each member's attendance at meetings.	<p>29 October 2015:</p> <ul style="list-style-type: none"> • Air Chief-Marshall Angus Houston AC AFC (Ret'd) • Mr Tony Mathews • Ms Sam Betzien • Mr Tim Rothwell • Mr David Marchant AM • Ms Annette Kimmett • Mr John McGee <p>19 November 2015:</p> <ul style="list-style-type: none"> • Air Chief-Marshall Angus Houston AC AFC (Ret'd) • Mr Tony Mathews • Ms Sam Betzien • Ms Fiona Balour • Mr Tim Rothwell • Mr David Marchant AM • Ms Annette Kimmett • Mr John McGee 	<p>24 September 2015:</p> <ul style="list-style-type: none"> • Mr Stuart Richey AM • Ms Jennifer Clark • Mr Michael Kinley • Dr Russell Reichelt • Prof Sarah Derrington • Mr Michael Taylor AO • Mr Gary Webb • Mr Peter Toohey • Mr Andrew Wilson <p>17 December 2015:</p> <ul style="list-style-type: none"> • Mr Stuart Richey AM • Ms Jennifer Clark • Mr Michael Kinley • Dr Russell Reichelt • Prof Sarah Derrington • Mr Michael Taylor AO • Mr Gary Webb • Mr Peter Toohey • Mr Andrew Wilson 	<p>9 December 2015:</p> <ul style="list-style-type: none"> • Mr Martin Dolan • Mr Noel Hart • Ms Carolyn Walsh • Mr Chris Manning 	<p>15-16 October 2015:</p> <ul style="list-style-type: none"> • Mr Jeff Boyd • Mr Ian W Smith AM • Mr Mark Skidmore AM • Ms Philippa Stone • Ms Anita Taylor • Mr Murray Warfield <p>10-11 December 2015:</p> <ul style="list-style-type: none"> • Mr Jeff Boyd • Mr Ian W Smith AM • Mr Mark Skidmore AM • Ms Philippa Stone • Ms Anita Taylor • Mr Murray Warfield 	<p>18 September 2015:</p> <ul style="list-style-type: none"> • Mr Mark Birrell • Ms Nicole Lockwood • Dr Kerry Schott AO • Dr Daniel Norton AO • Mr Peter Cornish • Mr Michael Carapiet • Dr Colin Duffield • Mr Peter Watson • Mr Gerard Blood • Ms Gabrielle Trainor • Mr John Ellice-Flint <p>7 October 2015:</p> <ul style="list-style-type: none"> • Mr Mark Birrell • Ms Nicole Lockwood • Dr Kerry Schott AO • Dr Daniel Norton AO • Mr Peter Cornish • Dr Colin Duffield • Mr Peter Watson • Mr Gerard Blood • Ms Gabrielle Trainor • Ms Julieanne Alroe • Mr John Ellice-Flint 	<p>19 October 2015:</p> <ul style="list-style-type: none"> • Mr Terry Weber • Mr Malcolm Snow • Ms Christine Faulks • Mr Glenn Keys <p>10 December 2015:</p> <ul style="list-style-type: none"> • Mr Terry Weber • Mr Malcolm Snow • Ms Christine Faulks • Mr Glenn Keys 	<p>15 October 2015:</p> <ul style="list-style-type: none"> • Mr David Anderson PSM • Ms Carolyn Walsh • Ms Nola Bransgrove OAM • Mr Neil Scales • Mr Mike Mrdak • Mr Paul Retter AM <p>11 December 2015:</p> <ul style="list-style-type: none"> • Mr David Anderson PSM • Ms Carolyn Walsh • Ms Nola Bransgrove OAM • Mr Neil Scales • Mr Mike Mrdak • Mr Paul Retter AM <p>18 February 2016:</p> <ul style="list-style-type: none"> • Mr David Anderson PSM • Ms Carolyn Walsh • Ms Nola Bransgrove OAM • Mr Neil Scales • Mr Mike Mrdak • Mr Paul Retter AM

	Airservices Australia	Australian Maritime Safety Authority	Australian Transport Safety Bureau	Civil Aviation Safety Authority	Infrastructure Australia	National Capital Authority	National Transport Commission
	10 December 2015: <ul style="list-style-type: none"> • Air Chief-Marshal Angus Houston AC AFC (Ret'd) • Mr Tony Mathews • Ms Sam Betzien • Mr Tim Rothwell • Mr David Marchant • Ms Annette Kimmitt • Mr John McGree 				13 November 2015: <ul style="list-style-type: none"> • Mr Mark Birrell • Ms Nicole Lockwood • Dr Kerry Schott AO • Mr Peter Cornish • Dr Daniel Norton AO • Dr Colin Duffield • Mr Peter Watson • Mr Gerard Blood • Ms Gabrielle Trainor • Ms Julieanne Alroe • Mr Michael Carapiet • Mr John Ellice-Flint 21 December 2015: <ul style="list-style-type: none"> • Mr Mark Birrell • Ms Nicole Lockwood • Dr Kerry Schott AO • Mr Peter Cornish • Dr Daniel Norton AO • Dr Colin Duffield • Mr Peter Watson • Mr Gerard Blood • Ms Gabrielle Trainor • Ms Julieanne Alroe • Mr Michael Carapiet • Mr John Ellice-Flint 		

	Airservices Australia	Australian Maritime Safety Authority	Australian Transport Safety Bureau	Civil Aviation Safety Authority	Infrastructure Australia	National Capital Authority	National Transport Commission
5. How does the board deal with conflict of interest?	<p>Airservices has a Conflict of Interest Protocol, by which Directors are required to complete an annual declaration of interests and ensure the declarations are kept up-to-date. All Board meetings contain a standing agenda item at the commencement of each Board meeting during which the <i>Standing Disclosure of Personal Interests</i> are reviewed. The Board will decide whether declared personal interest is material and how to manage it. The methods used to manage a conflict of interest depend on the nature and severity of the conflict and may include, but are not limited to, exclusion from receiving related material, withdrawal from discussions and/or decision making, a confidentiality agreement, divestment and resignation.</p> <p>All conflicts of interest are to be recorded in the meeting minutes.</p>	<p>Directors who have a material personal interest in a matter that relates to the affairs of the authority give other Directors notice of the interest. These are 'standing notice of interests' published and updated at every meeting.</p> <p>Once a Director has made a disclosure of an interest in conflict with the interest of the Authority, the steps to implement the statutory requirements regarding participation in voting and decision making as set out by the <i>Commonwealth Authorities and Companies Act 1997</i> are circulated at each meeting for Directors to consider.</p> <p>Changes to standing interests are minuted at each meeting.</p> <p>The holding of shares and self-managed superannuation funds is recorded under the 'disclosure of interest' and changes are notified to the Corporate secretary.</p>	<p><i>Transport Safety Investigation Act 2003</i> section 13AE provides that a Commissioner must give written notice to the Minister of all interests, pecuniary or otherwise, that the Commissioner has or acquires and that conflict or could conflict with the proper performance of the ATSB's functions (defined in section 3 to include both the Chief Commissioner and a part-time Commissioner).</p>	<p>CASA has formal Board Governance Arrangements that specifically address conflicts of interest. The CASA processes to manage conflicts of interest principally derive from Section 29 of the PGPA Act and Rule 14 of the PGPA Rules.</p> <p>A Board member who has a material personal interest in a matter that relates to the affairs of CASA must disclose details of the interest, orally or in writing, to each other Board member. The notice must include details of the nature and extent of the Board member's interest and how the interest relates to CASA's affairs.</p> <p>The Board Secretary maintains a record of all conflicts of interest that are disclosed by Board members.</p>	<p><i>Infrastructure Australia Act 2008</i> section 13 provides that a member must give written notice to the Minister of all interests, pecuniary or otherwise, that the member has or acquires and that conflict or could conflict with the proper performance of the member's functions. Section 14(1) provides that a member who has an interest, pecuniary or otherwise, in a matter being considered or about to be considered by Infrastructure Australia must disclose the nature of the interest to a meeting of Infrastructure Australia.</p>	<p><i>Australian Capital Territory (Planning and Land Management) Act 1988</i> section 42 provides that a member who has a direct or indirect pecuniary interest in a matter being considered or about to be considered by the Authority shall, as soon as possible after the relevant facts have come to the member's knowledge, disclose the nature of the interest at a meeting of the Authority. A disclosure shall be recorded in the minutes of the meeting and the member shall not, unless the Minister or the Authority otherwise determines: be present during any deliberation of the Authority with respect to that matter; take part in any decision of the Authority with respect to that matter.</p>	<p>The Commission's Board Handbook sets out a handling process for conflicts of interest. NTC maintains a register of Interests of Commissioners, who have a responsibility to ensure the currency of their listings. The following actions are required:</p> <ul style="list-style-type: none"> • potential conflicts of interest are to be communicated to the Board as soon as they arise; • if a Commissioner cannot resolve the potential conflict of interest they must remove themselves from the discussion; and • commissioners must issue a standing notice of a potential conflict of interest where an agenda item has a potential conflicting issue scheduled for discussion.

	Airservices Australia	Australian Maritime Safety Authority	Australian Transport Safety Bureau	Civil Aviation Safety Authority	Infrastructure Australia	National Capital Authority	National Transport Commission
6. What conflicts of interest have been registered?	Nil.	See Attachment B	Nil.	All Board members have a standing notice of material personal interest that details the nature and extent of any personal interest that relates to the affairs of CASA.	Nil.	Nil.	See Attachment B
7. What remuneration has been provided to board members?	Set by Remuneration Tribunal Determination 2015/20 Remuneration and Allowances for Holders of Part-Time Public Office.	Set by Remuneration Tribunal Determination 2015/20 Remuneration and Allowances for Holders of Part-Time Public Office. Ex-officio positions are not remunerated.	Chief Commissioner: Set by Remuneration Tribunal Determination 2015/21 Remuneration and Allowances for Holders of Full-Time Public Office. Commissioners: Set by Remuneration Tribunal Determination 2015/20 Remuneration and Allowances for Holders of Part-Time Public Office.	Set by Remuneration Tribunal Determination 2015/20 Remuneration and Allowances for Holders of Part-Time Public Office.	Set by Remuneration Tribunal Determination 2015/20 Remuneration and Allowances for Holders of Part-Time Public Office.	Chair and Members: Set by Remuneration Tribunal Determination 2015/20 Remuneration and Allowances for Holders of Part-Time Public Office. CEO: Set by Remuneration Tribunal Determination 2015/21 Remuneration and Allowances for Holders of Full-Time Public Office.	Chair and Members: Set by Remuneration Tribunal Determination 2015/21 Remuneration and Allowances for Holders of Full-Time Public Office. CEO: Set by Remuneration Tribunal Determination 2015/21 Remuneration and Allowances for Holders of Full-Time Public Office. Ex-officio positions are not remunerated.
8. How does the board dismiss board members who do not meet attendance standards?	<i>Airservices Act 1995</i> section 32(1)(b)(ii) provides that the Minister may terminate the appointment of an appointed member if the member is absent, except on a leave of absence, from 3 consecutive meetings of the Board.	The Minister may terminate the appointment of Members under Section 21 of the <i>Australian Maritime Safety Authority Act 1990</i> (the Act). Section 21(2)(b)(ii) provides that the Minister may terminate a chairperson if they are absent from duty, except on a leave of absence, for 14 consecutive days or for 28 days in any 1 months.	Chief Commissioner: <i>Transport Safety Investigation Act 2003</i> section 13AG(2)(a) provides the Minister may terminate the appointment of the Chief Commissioner if they are absent, except on a leave of absence, for 14 consecutive days or for 28 days in any 12 months. Commissioners: <i>Transport Safety Investigation Act 2003</i> section 13AG(3)(b) provides the Minister may terminate the appointment of a	<i>Civil Aviation Act 1988</i> section 60(2)(b)(ii) provides that the Minister can terminate the appointment of a board member if the board member is absent, except on a leave of absence, from 3 consecutive meetings of the Board.	<i>Infrastructure Australia Act 2008</i> section 18(4) provides that the Minister may terminate the appointment of a member (other than a full-time Chair) if the member is absent, except on leave of absence, from 3 consecutive meetings of Infrastructure Australia.	<i>Australian Capital Territory (Planning and Land Management) Act 1988</i> section 41(2) provides that the Governor-General can terminate a full-time member who is absent from duty, except on leave of absence, for 14 consecutive days or 28 days in any 12 months; or a part-time member who is absent, except on leave of absence granted under section 38, from 3 consecutive meetings of the Authority.	<i>National Transport Commission Act 2003</i> section 19(2)(b) provides that the Minister may terminate the appointment of the member if the member is absent for 3 or more consecutive meetings of the Commission, except on granted leave (section 19(3) requires the Australian Transport Council to make a recommendation of termination to the Minister).

	Airservices Australia	Australian Maritime Safety Authority	Australian Transport Safety Bureau	Civil Aviation Safety Authority	Infrastructure Australia	National Capital Authority	National Transport Commission
		<p>Section 21(2)(c)(ii) provides that if a member is absent, except on leave granted under section 17, from 3 consecutive meetings of the Authority, the Minister may terminate the appointment of the member;</p> <p>Section 21(2)(e) provides if the Minister is of the opinion that the performance of a member has been unsatisfactory for a significant period of time; the Minister may terminate the appointment of the member.</p>	Commissioner if they are absent, except on a leave of absence, for 3 consecutive meetings.				
9. Have any requests been made to ministers to dismiss board members?	No.	No.	No.	No.	No.	No.	No.
10. Please list board members who have attended less than 51% of meetings.	Nil.	Nil.	Nil.	Nil.	Nil.	Nil.	Nil.
11. What have been the catering costs for the board meetings held during this period? Please break down the cost list.	<p>The total cost of all meetings since 14 September 2015 was \$1420. (Note this also includes Board Committee Meetings)</p> <p>No alcohol was served.</p>	<p>The total cost for all meetings since 14 September 2015 was \$1,408.</p> <p>No alcohol was served.</p>	<p>The total cost for all meetings since 14 September 2015 was \$238.</p> <p>No alcohol was served.</p>	<p>The total cost for all meetings since 14 September 2015 was \$790.</p> <p>No alcohol was served.</p>	<p>The total cost for all meetings since 14 September 2015 was \$2634.</p> <p>Records are not kept to the detail of attribution by cost type.</p>	<p>The total cost for all meetings since 14 September 2015 was \$403.</p>	<p>The total cost for all meetings since 14 September 2015 was \$605.</p>

AUSTRALIAN MARITIME SAFETY AUTHORITY BOARD

Mr Stuart Richey AM	
Richey Fishing Co P/L	Managing Director / Shareholder
Richey Services P/L	Managing Director / Shareholder
Northern Prawn Management Advisory Committee (NORMAC)	Chair
Torres Strait Prawn Management Advisory Committee (TSPMAC)	Chair
Southern Shark Industry Alliance Inc (SSIA)	Chair
Commonwealth Fisheries Association (CFA)	Member
Commonwealth Scallop Fishery Advisory Committee	Member
Tasmanian Scallop Fishery Advisory Committee	Member
Tasmanian Seafood Industry Council (TSIC)	Member
Shares in a self-managed superannuation fund	Trustee

Ms Jennifer Clark	
Australian Taxation Office Audit and Risk Committee	Independent Member
Department of Finance Audit Committee	Independent Member
Department of Defence Audit & Risk Committee	Independent Member
Department of Defence Capability Acquisition and Sustainment Risk Advisory Committee	Chair
Attorney-General's Department Audit & Risk Management Committee	Independent Member
Australian Sports Anti-Doping Authority Audit Committee	Chair
Australian Commission on Safety and Quality in Health Care Audit and Risk Committee	Chair
Austrade Audit and Risk Committee	Independent Member
Australian Payments Clearing Association Limited	Director & Member of the Audit Risk and Finance Committee
Australian Bureau of Statistics Audit Committee	Chair
Shares in a self-managed superannuation fund	Trustee

Mr Mick Kinley	
Seafarers' Safety, Rehabilitation & Compensation Authority	Member

Dr Russell Reichelt	
Great Barrier Reef Foundation Ltd	Director
Great Barrier Reef Marine Park Authority	Chairman
Shares in a self-managed superannuation fund	Trustee

Professor Sarah Derrington	
Australian Maritime and Transport Arbitration Commission	Vice Chairman
Admiralty Rules Committee for the Commonwealth of Australia	Member
Somerville House School Council	Chairman of Risk & Finance sub-committee
Upline Pty Ltd	Director
Australian Maritime College Board	Director
Australian National Maritime Museum	Director
University Queensland – Law School	Dean
Anglican Diocese of Brisbane Legal Committee	Member
Shares in a self-managed superannuation fund	Trustee

Mr Mike Taylor AO	
Geoffrey Gardiner Dairy Foundation	Chair
States Sports Centre Trust	Chair
Victorian Agricultural Advisory Council	Chair
Public Transport Development Authority	Director
Crawford Fund for International Agricultural Research	Director
Nuffield Foundation Australia	Director
Foursight Associates	Principal
Centre for Strategy and Governance	Fellow
Shares in a self-managed superannuation fund	Trustee

Mr Gary Webb	
Lifeline Hunter Central Coast	Chairman
Hunter TAFE Foundation	Director
Hunter Research Foundation	Non-Executive Director
GARY WEBB, Ports, Maritime & Logistics	Member
Investments in NSW State Super Scheme and First State Super	Member

Mr Peter Toohey	
Australian Institute of Marine and Power Engineers (AIMPE)	Senior Vice President
AIMPE Queensland Branch	Secretary
Svitzer Salvage / Ardent	Salvage Engineer
Svitzer Australia Brisbane tugs	Chief Engineer
Investments in Telstra Corp & Wesfarmers Ltd	

Mr Andrew Wilson
No Standing Notice of Interests to declare

NATIONAL TRANSPORT COMMISSION

Neil Scales	
Roads Australia	Board Member
Austroads	Board Member
Australian Centre for Road Innovation	Board Member
ARRB Group Ltd	Board Member

Rural & Regional Affairs and Transport Legislation Committee
ANSWERS TO QUESTIONS ON NOTICE
Additional Estimates 2015 - 2016
Infrastructure and Regional Development

Question no.: 23

Program: n/a

Division/Agency: Corporate Services

Topic: Corporate cars

Proof Hansard Page: Written

Senator Sterle, Glenn asked:

Since the change of Prime Minister on 14 September, 2015:

1. How many cars are owned by each department/agency?
 - a. Where are the cars located?
 - b. What are the cars used for?
 - c. What is the cost of each car during the specified period?
 - d. How far did each car travel during the specified period?
2. How many cars are leased by each department/agency?
 - a. Where are the cars located?
 - b. What are the cars used for?
 - c. What is the cost of each car during the specified period?
 - d. How far did each car travel during the specified period?

Answer:

Department of Infrastructure and Regional Development

As at 31 January 2016:

1. Nil.
2. 17.
 - a. In each state/territory office.
 - b. Official government business.
 - c. Refer to the table below.
 - d. Refer to the table below.

Vehicle Name	Cost per Month (excl GST)	Kms travelled (14th September 2015 – 31st January 2016)
ACT 1	\$594.14	666
ACT 2	\$778.31	3141
Jervis Bay	\$1,071.90	4089
WA 1	\$765.00	1583
WA 2	\$794.13	1751
NSW 1	\$705.20	3586
NSW 2	\$808.15	5174
NSW 3	\$665.86	1635
NSW 4 (Commenced 27/1/2016)	\$685.28	29
NSW 4 (Expired 17/1/2016)	\$786.17	2719

Rural & Regional Affairs and Transport Legislation Committee

ANSWERS TO QUESTIONS ON NOTICE

Additional Estimates 2015 - 2016

Infrastructure and Regional Development

VIC 1	\$790.66	3952
VIC 2	\$797.36	4571
VIC 3	\$917.60	3371
BNE 1	\$793.94	2778
BNE 2	\$754.79	2826
NTSA 1	\$648.37	891
NTSA 2	\$728.42	795
NTSA 3	\$776.03	2118

Airservices Australia

As at 29 February 2016:

1. Airservices Australia owns two cars.
 - a. QLD.
 - b. Used for operational and business administration purposes.
 - c. The running costs of all owned cars was \$1,530 (ex GST).
 - d. The total kilometres travelled by all owned cars was 3436km.
2. A total of 225 vehicles are leased by Airservices Australia.
 - a. They are located in the following states/territories:

ACT	13
NSW	39
QLD	66
SA	13
VIC	37
WA	30
TAS	10
NT	17
Total	225

- b. The leased vehicles are used for operational purposes.
- c. The total running costs of all leased cars was \$1,684,944 as at February 2016.
Airservices Australia leased cars travelled approximately 2,013,266 kilometres as at February 2016.

Australian Maritime Safety Authority (AMSA)

As at 31 January 2016:

1. Nil.
2. AMSA leases 54 cars.
 - a, c & d. Details are listed below:

State/Territory	NSW	NT	Qld	SA	Vic	WA	Tas
No of vehicles	10	2	16	3	5	16	2
Kilometres travelled 14/09/15 to 31/01/16	102,822	15,233	128,845	17,137	53,315	134,557	19,041
Lease Costs 14/09/15 to 31/01/16	\$49,710	\$8,271	\$80,000	\$11,407	\$19,019	\$81,373	\$8,499

- b) To meet the operational needs of AMSA.

Rural & Regional Affairs and Transport Legislation Committee

ANSWERS TO QUESTIONS ON NOTICE

Additional Estimates 2015 - 2016

Infrastructure and Regional Development

Australian Transport Safety Bureau

As at 31 January 2016:

1. Nil.
a-d. n/a.
2. Four.

a. Location	b. Use	c. Cost	d. Distance Travelled
Canberra	Operational / Pool	\$5,742.51	5931 km
Brisbane	Operational / Pool	\$5,108.42	2893 km
Adelaide	Operational / Pool	\$6,000.85	3234 km
Perth	Operational / Pool	\$4,603.88	1579 km

Civil Aviation Safety Authority

As at 31 January 2016:

1. Nil.
2. 36.
a, c & d. Refer to the table below.
b. Operational purposes.

2a Location	2c Cost	2d km 01/09/15 - 31/01/16
Canberra	\$4,026.25	10,386
Canberra	\$3,943.60	6,702
Canberra	\$4,078.75	5,675
Sydney	\$3,829.00	3,568
Sydney	\$4,127.10	5,594
Tamworth	\$4,008.75	5,119
Sydney	\$4,334.05	10,485
Sydney	\$3,196.95	2,665
Sydney	\$3,435.00	3,943
Darwin	\$3,237.25	3,425
Darwin	\$4,252.10	17,346
Brisbane	\$3,193.30	3,161
Brisbane	\$4,966.90	2,325
Brisbane	\$3,317.95	3,107
Brisbane	\$4,063.75	6,875
Brisbane	\$3,391.25	3,936
Brisbane	\$3,680.75	5,859
Brisbane	\$3,675.95	6,256
Brisbane	\$3,387.10	2,523
Townsville	\$3,105.65	7,023
Cairns	\$4,032.65	18,584
Cairns	\$3,391.60	15,588
Adelaide	\$3,797.55	5,117
Adelaide	\$3,563.40	14,907
Melbourne	\$3,391.50	6,149
Melbourne	\$3,185.65	3,195

Rural & Regional Affairs and Transport Legislation Committee

ANSWERS TO QUESTIONS ON NOTICE

Additional Estimates 2015 - 2016

Infrastructure and Regional Development

Melbourne	\$3,201.55	1,163
Melbourne	\$1,111.75	349
Melbourne	\$1,785.80	902
Melbourne	\$1,388.20	1,094
Melbourne	\$1,446.00	4,676
Melbourne	\$1,402.95	3,810
Melbourne	\$2,624.15	5,659
Perth	\$2,763.35	2,113
Perth	\$2,424.90	1,697
Perth	\$2,562.95	2,576

National Capital Authority (NCA)

As at 31 January 2016:

1. Nil.
2. NCA leased three cars:
 - a) The cars were located at the NCA Office, Treasury Building, Parkes, ACT.
 - b) Official agency business.
 - c) The cost for each car was \$2,735; \$3,290; and \$2,669.
 - d) The traveling distance of each car was 1,214 km; 2,717 km; and 3,687 km.

Rural & Regional Affairs and Transport Legislation Committee
ANSWERS TO QUESTIONS ON NOTICE
Additional Estimates 2015 - 2016
Infrastructure and Regional Development

Question no.: 24

Program: n/a

Division/Agency: Corporate Services

Topic: Government payments of accounts

Proof Hansard Page: Written

Senator Sterle, Glenn asked:

Since the change of Prime Minister on 14 September, 2015:

1. What has been the average time period for the department/agency paid its accounts to contractors, consultants or others?
2. How many payments owed (as a number and as a percentage of the total) have been paid in under 30 days?
3. How many payments owed (as a number and as a percentage of the total) have been paid in between 30 and 60 days?
4. How many payments owed (as a number and as a percentage of the total) have been paid in between 60 and 90 days?
5. How many payments owed (as a number and as a percentage of the total) have been paid in between 90 and 120 days? f) How many payments owed (as a number and as a percentage of the total) have been paid in over 120 days?
6. For accounts not paid within 30 days, is interest being paid on overdue amounts and if so how much has been paid by the portfolio/department agency since Estimates, 2014?
7. Where interest is being paid, what rate of interest is being paid and how is this rate determined?

Answer:

Department of Infrastructure and Regional Development

As at 31 January 2016:

1. The average period for the Department to pay its accounts to contractors, consultants or others is in accordance with Government policy of 30 days from the receipt of a correctly rendered invoice.
- 2-5. Please refer to the table below.
6. Nil.
7. n/a.

Timeframe	Number of invoices	Percentage
Paid within 30 days	8,283	99.64%
Paid within 31 to 60 days	114	0.29%
Paid within 61 to 90 days	12	0.06%
Paid within 91 to 120 days	3	0%
Greater than 120 days	1	0%
Total	8,413	

Rural & Regional Affairs and Transport Legislation Committee

ANSWERS TO QUESTIONS ON NOTICE

Additional Estimates 2015 - 2016

Infrastructure and Regional Development

Airservices Australia

1-5. As at 25 February 2016:

	Invoice Date to Payment Date	
	Number	Percentage
Average time to pay accounts	33.71 days	N/A
Paid in under 30 days	6739	76%
Paid between 30 and 60 days	1348	15.20%
Paid between 60 and 90 days	370	4.17%
Paid between 90 and 120 days	170	1.92%
Paid in over 120 days	240	2.71%

6. Nil.

7. n/a.

Australian Maritime Safety Authority (AMSA)

1. AMSA pays its accounts to suppliers upon acceptance of the good and/or service. Where the acceptance is immediate, AMSA pays its accounts in accordance with the terms and conditions applicable to each procurement. Although these are generally 30 days, other payments are agreed from time to time between the parties for business reasons. Accounts in dispute are paid in a timely manner upon resolution of the dispute.
- 2-7. AMSA does not record data in a way that is possible to provide a breakdown in the terms sought without an unreasonable diversion of resources.

Australian Transport Safety Bureau (ATSB)

As at 31 January 2016:

1. The average period ATSB took in paying contractors, consultants or others was seven days.
2. Table A below identifies the number of invoices paid to small business and the value and number within specified payment periods. ATSB continues to review its processes to ensure invoices are paid within the timeframes outlined in the Government Policy.

Table A

Timeframe	Number of invoices	% of Number	Value \$	% of Value
Paid within 30 days	60	100	16,623,061	100
Paid within 31 to 60 days	0	0	0	0
Paid within 61 to 90 days	0	0	0	0
Paid within 91 to 120 days	0	0	0	0
Greater than 120 days	0	0	0	0
Total	60	0	16,623,061	100

3-6. Nil, refer to Table A.

7. n/a.

Civil Aviation Safety Authority

As at 31 January 2016:

1. 22 days after receipt of correctly rendered invoice.
2. 2,958 invoices (97%) were paid within 30 days.
3. 86 invoices (3%) were paid between 30 and 60 days.
4. 4 invoices (<1%) were paid between 60 and 90 days.

Rural & Regional Affairs and Transport Legislation Committee

ANSWERS TO QUESTIONS ON NOTICE

Additional Estimates 2015 - 2016

Infrastructure and Regional Development

5. Nil.

6. No.

7. n/a.

National Capital Authority (NCA)

1-6. NCA paid its accounts in 13 days on average. A table demonstrating the periods in which accounts were paid is provided below.

Paid in:	Number of invoices	Value	Percentage	Interest paid
under 30 days	213	\$1,232,596	98.16%	Nil
between 30 and 60 days	4	\$3,049	1.84%	Nil
between 60 and 90 days	Nil	Nil	Nil	Nil
between 90 and 120 days	Nil	Nil	Nil	Nil
over 120 days	Nil	Nil	Nil	Nil

7. n/a.

Rural & Regional Affairs and Transport Legislation Committee
ANSWERS TO QUESTIONS ON NOTICE
Additional Estimates 2015 - 2016
Infrastructure and Regional Development

Question no.: 25

Program: n/a

Division/Agency: Corporate Services

Topic: Hire cars

Proof Hansard Page: Written

Senator Sterle, Glenn asked:

Since the change of Prime Minister on 14 September, 2015:

1. How much did each department/agency spend on hire cars during the specified period? Provide a breakdown of each business group in each department/agency.
2. What are the reasons for hire car costs?
3. How much did the department spend on hire cars during the specified period for their minister or minister's office?

Answer:

Department of Infrastructure and Regional Development

As at 31 January 2016:

1. Cost and business group breakdown as follows:

Infrastructure Investment	\$1,786
Aviation and Airports	\$2,636
Office of Transport Security	\$6,284
Surface Transport Policy	\$8,277
Corporate Services	\$1,727
Local Government and Territories	\$623
Policy and Research	\$1,361
Western Sydney Unit	\$3,585

2. Official government business.
3. Nil.

Airservices Australia

As at 31 January 2016:

1. \$300,516.
2. Official Agency business.
3. n/a.

Australian Maritime Safety Authority (AMSA)

As at 31 January 2016:

1. A breakdown of and the total expenditure on hire cars is:

Rural & Regional Affairs and Transport Legislation Committee

ANSWERS TO QUESTIONS ON NOTICE

Additional Estimates 2015 - 2016

Infrastructure and Regional Development

AMSA Division	14 September 2015 – 31 January 2016
Chief Executive Officer/Deputy CEO (including Board and corporate secretary)	\$108
Corporate Services Division	\$911
Domestic Vessels Division	\$2,874
Emergency Response Division	\$10,245
Marine Environment Division	\$3,330
Navigation Safety and International Division	\$3,705
Ship Safety Division	\$2,547
Total	\$23,720

2. Official Agency business.
3. n/a.

Australian Transport Safety Bureau (ATSB)

1. ATSB does not record travel data in a way that would readily allow answers to be provided to this question. To attempt to provide this level of detail would involve an unreasonable diversion of resources.
2. See response to question 1.
3. n/a.

Civil Aviation Safety Authority (CASA)

As at 31 January 2016:

1. \$111,727.

Division	Amount (\$)
CEO and Director of Aviation Safety	\$4,953
Standards	\$6,058
Operations	\$74,569
Stakeholder Engagement Group	\$5,640
Airspace and Aerodrome Regulation	\$12,737
Industry Permissions	\$335
Legal Services	\$6,787
Corporate Services	\$110
Projects	\$539
Total	\$111,727

2. Official Agency business.
3. n/a.

National Capital Authority

As at 31 January 2016, nil.

Rural & Regional Affairs and Transport Legislation Committee
ANSWERS TO QUESTIONS ON NOTICE
Additional Estimates 2015 - 2016
Infrastructure and Regional Development

Question no.: 26

Program: n/a

Division/Agency: Corporate Services

Topic: Credit cards

Proof Hansard Page: Written

Senator Sterle, Glenn asked:

Since the change of Prime Minister on 14 September, 2015:

1. Provide a breakdown of any changes to employment classifications that have access to a corporate credit card.
2. Have there been any changes to action taken in the event that the corporate credit card is misused?
3. Have there been any changes to how corporate credit card use is monitored?
4. Have any instances of corporate credit card misuse have been discovered during the specified period? If so:
5. Please list staff classification and what the misuse was, and the action taken.
6. Have there been any changes to what action is taken to prevent corporate credit card misuse?
7. How many credit cards available to the Minister or their office? If so, please list by classification. Have there been any misuse of credit cards by the Minister or their office? Has any action been taken against the Minister or their office for credit card misuse? If so, list each occurrence, including the cost of the misuse.

Answer:

1. There have been no changes.
2. No.
3. No.
4. No recorded instances of intentional misuse of the credit card have been identified.
5. N/A
6. No.
7. No.

Rural & Regional Affairs and Transport Legislation Committee
ANSWERS TO QUESTIONS ON NOTICE
Additional Estimates 2015 - 2016
Infrastructure and Regional Development

Question no.: 27

Program: n/a

Division/Agency: Corporate Service

Topic: Functions

Proof Hansard Page: Written

Senator Sterle, Glenn asked:

Since the change of Prime Minister on 14 September, 2015:

1. Provide a list of all formal functions or forms of hospitality conducted for the Minister . Include:
 - a. The guest list of each function
 - b. The party or individual who initiated the request for the function
 - c. The menu, program or list of proceedings of the function
 - d. A list of drinks consumed at the function
2. Provide a list of the current wine, beer or other alcoholic beverages in stock or on order in the Minister's office. Breakdown by item, quantity and cost.

Answer:

As at 31 January 2016:

1. Asian Infrastructure Investment Bank (AIIB) Constituency event, hosted by Assistant Minister McCormack as Australia's Temporary Alternate Governor to the AIIB.
 - a. List of attendees:

Australia	Hon. Michael McCormack MP Chris Legg – Treasury Amy Leaver – Treasury Beth Delaney – DFAT David Woods – Treasury Australian Embassy Lina Wong – Treasury Australian Embassy Andrew Elborn –DFAT Australian Embassy
New Zealand	Gabriel Makhlouf -Treasury Secretary John Whitehead – AIIB Chief Negotiator Chris Nees – Treasury Matt Dalzel – Foreign Affairs David Evans – Deputy Head of Mission and Charge d'affaires New Zealand Embassy Dawn Bennett – New Zealand Embassy
Singapore	Joanne Lee – Ministry of Finance Claire Soon – Ministry of Foreign Affairs Singapore Embassy
Vietnam	Nguyen Lan Anh – Ministry of Finance Nguyen Thi Hong – State Bank of Vietnam Dao Thuy Hang – State Bank of Vietnam Bui Quang Trung – State Bank of Vietnam, Nguyen Gia Thach – Vietnam Government Office Phan Loc Kim Phuc – Vietnam Ministry of Foreign Affairs

Rural & Regional Affairs and Transport Legislation Committee

ANSWERS TO QUESTIONS ON NOTICE

Additional Estimates 2015 - 2016

Infrastructure and Regional Development

The event marked the AIIB's inaugural Board of Governors meeting.

- b. Finger food.
 - c. House wine, local beer, soft drinks and water was served.
2. No wine, beer or other alcoholic beverages are held in stock or on order by the Department for the Ministers' Offices.

Rural & Regional Affairs and Transport Legislation Committee
ANSWERS TO QUESTIONS ON NOTICE
Additional Estimates 2015 - 2016
Infrastructure and Regional Development

Question no.: 28

Program: n/a

Division/Agency: Corporate Services

Topic: Land costs

Proof Hansard Page: Written

Senator Sterle, Glenn asked:

1. How much land (if any) does the Department or agencies or authorities or Government corporation within each portfolio own or lease?
2. Please list by each individual land holding, the size of the piece of land, the location of that piece of land and the latest valuation of that piece of land, where that land is owned or leased by the Department, or agency or authority or Government Corporation within that portfolio? (In regards to this question please ignore land upon which Australian Defence force bases are located. Non Defence Force base land is to be included)
3. List the current assets, items or purse (buildings, facilities or other) on the land identified above.
 - a. What is the current occupancy level and occupant of the items identified in (3)?
 - b. What is the value of the items identified in (3)?
 - c. What contractual or other arrangements are in place for the items identified in (3)?
4. How many buildings (if any) does the Department or agencies or authorities or Government Corporation within each portfolio own or lease?
5. Please list by each building owned, its name, the size of the building in terms of square metres, the location of that of that building and the latest valuation of that building, where that building is owned by the Department, or agency or authority or Government corporation within that portfolio? (In regards to this question please ignore buildings that are situated on Australian Defence force bases. Non Defence Force base buildings are to be included).
6. In regards to any building identified in Q4, please also detail, the occupancy rate as expressed as a percentage of the building size. If occupancy is identified as less than 100%, for what is the remaining space used?

Answer:

Department of Infrastructure and Regional Development

1. 628 land holdings.
2. Refer to Attachment A.
3. Refer to Attachment B.
 - a. Across the territories, the Commonwealth occupies some of its buildings and leases out a portion. Buildings that are leased out are occupied by Commonwealth agencies, state government agencies and the Norfolk Island Government. Housing is also leased to the community. Other buildings house machinery for service delivery purposes and there are also buildings used as storage facilities and mechanical workshops. Buildings used for administrative purposes are fully occupied.
 - b. Refer to Attachment B.
 - c. In relation to leased premises:
Indian Ocean Territories – there are 68 leases in place for commercial properties or parts of commercial properties and 3 leases in place for staff housing. These have varying rental amounts and expiry dates.

Rural & Regional Affairs and Transport Legislation Committee

ANSWERS TO QUESTIONS ON NOTICE

Additional Estimates 2015 - 2016

Infrastructure and Regional Development

Jervis Bay Territory – there are 22 leases in place for commercial properties and 4 leases in place for staff and official visitors. These have varying rental amounts and expiry dates.

Norfolk Island – there are some buildings within the Kingston and Arthurs Vale Historic Area (KAVHA) world heritage site that are occupied under lease (Golf Club and the Lions Club). These have varying rental amounts and expiry dates.

4. 317.
5. Refer to Attachment B and the response to question 3a.
6. Refer to Attachment B and the response to question 3a.

Airservices Australia

1. Airservices has 740 sites, of which 126 are freehold, 375 leased, 204 licenced, 21 permissive and 14 vested responsibilities.
2. Total Freehold Land Valuation as at 30 June 2015 was \$50,623,500.
3. Airservices' property portfolio primarily supports the National Airways System (NAS) and as such is predominantly infrastructure based e.g. housing navigation aids.
4. Refer to question 1. Airservices does not record data in a way that would readily allow answers to be provided to this question. To attempt to provide this level of detail would involve an unreasonable diversion of resources.
5. Refer to question 1. Airservices does not record data in a way that would readily allow answers to be provided to this question. To attempt to provide this level of detail would involve an unreasonable diversion of resources.
6. In respect of the commercial 'office' occupancies (i.e. non NAS sites) it is estimated that occupancy across the board would run at 95%+.

Australian Maritime Safety Authority (AMSA)

1. Refer to Attachment C.
2. Refer to Attachment C.
3. The building assets and facilities on the land identified in questions 1 and 2 are detailed at Attachment C. The answer does not include those assets which make up AMSA's aids to navigation network.
4. Refer to Attachment D.
5. Refer to Attachment D.
6. The occupancy rate for each building identified in question 4 is included in Attachment D.

Australian Transport Safety Bureau

1. Nil.
2. n/a.
3. n/a.
4. Nil.
5. n/a.
6. n/a.

Civil Aviation Safety Authority (CASA)

1. Nil.
2. n/a.
3. n/a.

Rural & Regional Affairs and Transport Legislation Committee

ANSWERS TO QUESTIONS ON NOTICE

Additional Estimates 2015 - 2016

Infrastructure and Regional Development

4. CASA does not own any buildings but does lease 15 office accommodation tenancies and 1 storage facility.
5. n/a.
6. All office accommodation tenancies leased by CASA have a CASA occupancy rate of 100%.

National Capital Authority (NCA)

NCA has provided a summary response to the above questions on the basis that attempt to provide this level of detail would involve an unreasonable diversion of departmental resources.

1. NCA manages 610 hectares of Open Space in the Australian Capital Territory including the Parliamentary Zone, Lake Burley Griffin and parts of the foreshore, Anzac Parade, Conservation Areas such as Stirling Park and Yarramundi Grasslands, and Diplomatic Estates in Yarralumla, Deakin and O'Malley.

The amount of land managed by NCA did not increase or decrease in the period 14 September 2015 to 31 January 2016.

2. Attempt to provide this level of detail would involve an unreasonable diversion of departmental resources.
3. NCA manages and maintains a diverse range of assets on behalf of the Australian Government including:
 - national infrastructure assets such as Scrivener Dam, Commonwealth Avenue and Kings Avenue Bridges and major roadways, including Parks Way, Kings Avenue, Capital Circle and State Circle;
 - national heritage buildings, artworks, memorials, fountains and water features including:
 - the Capitan Cook Memorial Jet;
 - the National Carillion;
 - Blundells Cottage;
 - Commonwealth Place; and
 - Regatta Point;
 - assets on National Land and Lake Burley Griffin, including Aspen, Spinnaker and Springbank Islands, the Parliamentary Zone and Anzac Parade;
 - the management of over \$20,000 trees on National Land and the Lindsay Prior National Arboretum;
 - maintenance of Open Space including Old Parliament House Gardens, National Rose Gardens, Commonwealth Park and Kings Place;
 - open space land, 121 blocks valued at \$152m, is controlled by NCA on behalf of all Australians. Built assets on these blocks are controlled by NCA unless enabling legislation transfers control to another Commonwealth agency;
 - diplomatic land, 95 blocks valued at \$240m, is controlled by NCA for establishment of embassies for diplomatic purposes. NCA does not control built assets on these blocks;
 - the last valuation in relation to the total 216 blocks, in June 2015, was \$392m. A full listing of land values is at [Attachment E](#).
 - a revised valuation is currently under preparation by an external valuer for the 2015-16 financial reporting period. This valuation will be available by the end of March 2016.
4. NCA manages a range of licence agreements for premises and facilities located at Commonwealth Place, Commonwealth Park, Acton Peninsula and Parkes. NCA also leases Diplomatic Estate in Yarralumla, Deakin and O'Malley.

The buildings owned and/or leased by NCA did not increase or decrease in the period 14 September 2015 to 31 January 2016.
5. To attempt to provide this level of detail would involve an unreasonable diversion of resources.
6. To attempt to provide this level of detail would involve an unreasonable diversion of resources.

Rural & Regional Affairs and Transport Legislation Committee

ANSWERS TO QUESTIONS ON NOTICE

Additional Estimates 2015 - 2016

Infrastructure and Regional Development

Attachment C

Land Size (2) (m²)	Location (Town/State) (2)	Latest Valuation (2) (\$ - Ex GST)	Owned or Leased (2)	Current Assets* (Buildings/Facilities) (3)	Occupancy Level (3a)	Value of Assets (\$ Ex GST) (3b)	Contractual Arrangements (3c)
697	Karratha, WA	\$ 275,000	Owned	Residence	100%	\$ 338,335	Owned
713	Karratha, WA	\$ 265,000	Owned	Residence	100%	\$ 337,721	Owned
644	Karratha, WA	\$ 275,000	Owned	Residence	100%	\$ 391,460	Owned
682	Karratha, WA	\$ 275,000	Owned	Residence	100%	\$ 589,189	Owned
512	Karratha, WA	\$ 275,000	Owned	Residence	100%	\$ 441,892	Owned
845	Port Hedland, WA	\$ 400,000	Owned	Residence	100%	\$ 636,458	Owned
599	Port Hedland, WA	\$ 400,000	Owned	Residence	100%	\$ 691,625	Owned
608	Port Hedland, WA	\$ 400,000	Owned	Residence	100%	\$ 642,814	Owned
979	Port Hedland, WA	\$ 600,000	Owned	Office	100%	\$ 216,533	Owned
693	Thursday Island, QLD	\$ 225,000	Owned	Residence	100%	\$ 792,554	Owned

In addition, AMSA owns or leases 450 sites which support Australia's aids to navigation network (for example buoys, beacons, lighthouses) that are not detailed.

Rural & Regional Affairs and Transport Legislation Committee**ANSWERS TO QUESTIONS ON NOTICE**

Additional Estimates 2015 - 2016

Infrastructure and Regional Development

Attachment D

Name of Building (5)	Size of Building (5) (m²)	Location (Town/State) (5)	Owned or Leased (1)	Latest Valuation (if owned) (5) (\$ - Ex GST)	Occupancy Level (6)
82 Northbourne Avenue	6,853	Braddon, ACT	Leased	Not applicable	100%
64 John Street	281	Thurs. Island ,QLD	Leased	Not applicable	100%
26 Mort Street	1,347	Braddon, ACT	Leased	Not applicable	100%
12 Baynton Drive	230	Karratha, WA	Owned	\$ 338,335	100%
8 Beck Place	230	Karratha, WA	Owned	\$ 337,721	100%
25 Stickney Way	230	Karratha, WA	Owned	\$ 391,460	100%
113 Marniyarra Loop	344	Karratha, WA	Owned	\$ 589,189	100%
80 Bajamalu Drive	233	Karratha, WA	Owned	\$ 441,892	100%
13 Thompson Street	358	Port Hedland, WA	Owned	\$ 636,458	100%
8 Dowding Way	264	Port Hedland, WA	Owned	\$ 691,625	100%
75 Dowding Way	264	Port Hedland, WA	Owned	\$ 642,814	100%
74 Anderson Street	74	Port Hedland, WA	Owned	\$ 216,533	100%
67 Hargrave Street	294	Thursday Island, QLD	Owned	\$ 792,554	100%

ATTACHMENT A - Territories Owned Land

Asset.Cl	Type	Description	Size (Hectare)	Current.Location	Location	Owned/Leased	WDV as on 31/01/2016
40	Land	Land Crown Unallocated Lily Beach	2.445Ha L185 Plan 218127	CI-LILY B	Christmas Island	Owned	65,000.00
40	Land	Land Crown Commercial Poon Saan	0.0738Ha L3025 Plan 43317 Landlocked	CI-PS PS	Christmas Island	Owned	5,000.00
40	Land	Land Crown Residential Poon Saan	0.0314ha L312 4 Poon Saan Road Temple Site	CI-PS PS	Christmas Island	Owned	3,000.00
40	Land	Land Crown Residential Poon Saan	0.0315ha L313 313 Poon Saan Road Mercy Temple	CI-PS PS	Christmas Island	Owned	3,000.00
40	Land	Land Crown Residential Poon Saan	0.0859ha L626 626 San Chye Loh Temple	CI-PS SCL	Christmas Island	Owned	6,000.00
40	Land	Land Reserve Public Settlement	0.5622ha L3061 Gaze Road Plan 46331	CI-STL GR	Christmas Island	Owned	20,000.00
40	Land	Land Crown Vacant Silver City	0.0718157ha L348 3 Guano Court	CI-SC GC	Christmas Island	Owned	135,000.00
40	Land	Land Crown Vacant Silver City	0.0708611ha L352 6 Guano Court	CI-SC GC	Christmas Island	Owned	135,000.00
40	Land	Land Crown Vacant Taman Sweetland	0.4277532ha Plan 218162	CI-TS MR	Christmas Island	Owned	320,000.00
40	Land	Land Reserve Drumsite	1.2183ha L500 Plan 63606 Power Station	CI-DRM MR	Christmas Island	Owned	50,000.00
40	Land	Land Crown Community Drumsite	0.0713ha L437 437 Nursery Crt Telco and Radio Str	CI-DRM MR	Christmas Island	Owned	5,000.00
40	Land	Land Crown Reserve Flying Fish Cove	0.1825ha L536 21 Jalan Pantai Marine Workshop	CI-FFC JP	Christmas Island	Owned	225,000.00
40	Land	Land Crown Public Kampong	0.1106ha L416 3 Lorong Kampong Melayu Islamic Sch	CI-KPG LKM	Christmas Island	Owned	8,000.00
40	Land	Land Crown Residential Kampong	0.0708ha L582 11 Jalan Pantai Plan30932 Malay Club	CI-KPG JP	Christmas Island	Owned	5,000.00
40	Land	Land Crown Airport	123.6668ha L598 Plan 37939 Airport Terminal Bldg	CI-ARPT	Christmas Island	Owned	2,450,000.00
40	Land	Land Crown Community Phosphate Hill	0.2485ha L514 514 Exiles PI Cricket Club Bldg	CI-PH-CG	Christmas Island	Owned	12,000.00
40	Land	Land Crown Unallocated Phosphate Hill	0.1924ha L516 516 Vagabond Rd Former Radio Bldg	CI-PH PHR	Christmas Island	Owned	10,000.00
40	Land	Land Crown Residential Phosphate Hill	0.2297ha L226 226 Plant Hill Road United Motors	CI-PH PHR	Christmas Island	Owned	170,000.00
40	Land	Land Crown Hospital Phosphate Hill	2.617ha L284 284 Phosphate Hill Road	CI-PH PHR	Christmas Island	Owned	80,000.00
40	Land	Land Crown Commercial Poon Saan	0.059ha L446 49 Poon Saan Road Fire Station	CI-PS PS	Christmas Island	Owned	5,000.00
40	Land	Land Crown Poon Saan	0.1285ha L270 5 Poon Saan Road Poon Saan Club	CI-PS PS	Christmas Island	Owned	180,000.00
40	Land	Land Crown Reserve School Poon Saan	0.7306954ha L581 581 Murray Street Neigh-hood Ctr	CI-PS MR	Christmas Island	Owned	29,000.00
40	Land	Land Crown Settlement	0.0362857a L570 3 Club Road Courthouse	CI-STL CR	Christmas Island	Owned	4,000.00
40	Land	Land Reserve Residential Settlement	1.6216ha L3029 Plan 44665	CI-STL GR	Christmas Island	Owned	800,000.00
40	Land	Land Crown Public Settlement	0.0649ha L443 13 Gaze Road Chinese Lit Assoc	CI-STL GR	Christmas Island	Owned	145,000.00
40	Land	Land Crown Community Settlement	0.2214ha L188 11 Club Road Christmas Island Club	CI-STL CR	Christmas Island	Owned	275,000.00
40	Land	Land Crown Community Settlement	0.08391ha L3042 1 Gaze Road Visitors Centre	CI-STL GR	Christmas Island	Owned	6,000.00
40	Land	Land Crown Commercial Settlement	0.0289346ha L569 1 Tong Chee Road Telephone Exch	CI-STL TCR	Christmas Island	Owned	3,000.00
40	Land	Land Reserve Settlement	0.2105ha L649 20 Jalan Pantai Admin Offices	CI-STL JP	Christmas Island	Owned	10,000.00
40	Land	Land Crown Police Settlement	0.1495ha L540 37 Gaze Road Police Station	CI-STL GR	Christmas Island	Owned	11,000.00
40	Land	Land Crown Commercial Settlement	0.0341ha L412 3 Jalan Pantai Post Office	CI-STL CP	Christmas Island	Owned	85,000.00
40	Land	Land Crown Commercial Settlement	0.1921ha L299 5 Club Road Almas Café	CI-STL CR	Christmas Island	Owned	235,000.00
40	Land	Land Crown Reserve Silver City	0.0537ha L108 5 Jalan Perak Women's Refuge Ctr	CI-SC JP	Christmas Island	Owned	70,000.00
40	Land	Land Reserve Settlement	0.1718ha L639 Plan 43304 Gaseng Site Office	CI-WRF JP	Christmas Island	Owned	0.01
40	Land	Land Reserve Settlement	1.5129ha L638 Plan 43304 Wharf Area	CI-WRF JP	Christmas Island	Owned	0.01
40	Land	Land Crown Reserve Settlement	0.3299558ha L458 Plan 192462 CIPA Workshop	CI-WRF MW	Christmas Island	Owned	260,000.00
40	Land	Land Crown Mining Murray Hill	3.119ha L586 Plan 37951 Central Area Workshops	CI-MH	Christmas Island	Owned	0.01
40	Land	Land Crown Residential Drumsite	0.0754ha L370 3 Abbotts Nest	CI-DRM AN	Christmas Island	Owned	0.01
40	Land	Land Crown Residential Drumsite	0.1012ha L413 (MQ713) 7 Jalan Ketam Merah	CI-DRM JKM	Christmas Island	Owned	0.01
40	Land	Land Reserve Residential Settlement	0.4732ha L3050 96 Gaze Road Dongas 114-120	CI-STL GR	Christmas Island	Owned	0.01
40	Land	Land Crown Residential Settlement	0.2552ha L144 (MQ19) 8 Triadic Crescent	CI-STL SVC	Christmas Island	Owned	520,000.00
40	Land	Land Crown Reserve Residential Settlement	0.181ha L145 (MQ14) 6 Coconut Grove	CI-STL CG	Christmas Island	Owned	450,000.00
40	Land	Land Crown Reserve Residential Settlement	0.1509ha L147 (MQ16) 2 Coconut Grove	CI-STL SVC	Christmas Island	Owned	400,000.00
40	Land	Land Crown Residential Settlement	0.2045ha L149 (MQ22) 97 Gaze Road	CI-STL GR	Christmas Island	Owned	400,000.00
40	Land	Land Crown Residential Settlement	0.1434ha L541 (MQ24) 77 Gaze Road Plan 194967	CI-STL GR	Christmas Island	Owned	230,000.00
40	Land	Land Crown Reserve Residential Settlement	0.1644ha L161 (MQ25) 75 Gaze Road	CI-STL GR	Christmas Island	Owned	260,000.00
40	Land	Land Crown Reserve Residential Settlement	0.1677ha L455 (MQ29) 2 Rocky Point Crescent	CI-STL RPC	Christmas Island	Owned	340,000.00
40	Land	Land Crown Residential Settlement	0.1999ha L165 (MQ6) 4 Rocky Point Crescent	CI-STL RPC	Christmas Island	Owned	450,000.00
40	Land	Land Crown Residential Settlement	0.2095433ha L166 (MQ7) 6 Rocky Point Crescent	CI-STL RPC	Christmas Island	Owned	475,000.00
40	Land	Land Crown Residential Silver City	0.0704739ha L339 (MQ339) 57 Seaview Drive	CI-SC SD	Christmas Island	Owned	135,000.00
40	Land	Land Crown Residential Silver City	0.0714506ha L340 (MQ340) 59 Seaview Drive	CI-SC SD	Christmas Island	Owned	135,000.00
40	Land	Land Crown Residential Silver City	0.0720497ha L343 (MQ343) 46 Seaview Drive	CI-SC SD	Christmas Island	Owned	140,000.00
40	Land	Land Crown Residential Silver City	0.07849ha L345 (MQ345) 42 Seaview Drive	CI-SC SD	Christmas Island	Owned	145,000.00
40	Land	Land Crown Residential Silver City	0.0831936ha L347 1 Guano Court	CI-SC SD	Christmas Island	Owned	150,000.00
40	Land	Land Crown Residential Silver City	0.19242ha L453 (MQ453) 10 Guano Court	CI-SC GC	Christmas Island	Owned	140,000.00
40	Land	Land Crown Residential Silver City	0.0727244ha L353 (MQ353) 4 Guano Court	CI-SC GC	Christmas Island	Owned	140,000.00
40	Land	Land Crown Residential Silver City	0.0788115ha L354 (MQ354) 2 Guano Court	CI-SC SD	Christmas Island	Owned	150,000.00
40	Land	Land Crown Residential Silver City	0.0712353ha L355 (MQ355) 38 Seaview Drive	CI-SC SD	Christmas Island	Owned	140,000.00

Asset.Cl	Type	Description	Size (Hectare)	Current.Location	Location	Owned/Leased	WDV as on 31/01/2016
40	Land	Land Crown Residential Silver City	0.0734539ha L357 (MQ357) 34 Seaview Drive	CI-SC SD	Christmas Island	Owned	145,000.00
40	Land	Land Crown Reserve Residential Silver City	0.0851587ha L360 (MQ360) 31 Seaview Drive	CI-SC SD	Christmas Island	Owned	150,000.00
40	Land	Land Crown Reserve Residential Silver City	0.0814728ha L362 (MQ362) 35 Seaview Drive	CI-SC SD	Christmas Island	Owned	150,000.00
40	Land	Land Crown Residential Silver City	0.0819813ha L363 (MQ363) 37 Seaview Drive	CI-SC SD	Christmas Island	Owned	150,000.00
40	Land	Land Crown Residential Silver City	0.0786366ha L364 (MQ364) 39 Seaview Drive	CI-SC SD	Christmas Island	Owned	145,000.00
40	Land	Land Crown Residential Silver City	0.1514ha L119 (MQ636) 25 Seaview Drive	CI-SC SD	Christmas Island	Owned	200,000.00
40	Land	Land Crown Reserve Residential Silver City	0.1454ha L118 (MQ637) 27 Seaview Drive	CI-SC SD	Christmas Island	Owned	200,000.00
40	Land	Land Crown Reserve Residential Silver City	0.143ha L117 (MQ644) 2 Sunset Place	CI-SC SD	Christmas Island	Owned	200,000.00
40	Land	Land Crown Residential Silver City	0.1035ha L67 (MQ680) 2 Pai Chin Lu	CI-SC PCL	Christmas Island	Owned	160,000.00
40	Land	Land Crown Reserve Residential Silver City	0.1073ha L70 (MQ683) 8 Pai Chin Lu	CI-SC PCL	Christmas Island	Owned	165,000.00
40	Land	Land Crown Unallocated	0.485395ha L428 Plan 219041 Tai Jin House	CI-SC JPR	Christmas Island	Owned	30,000.00
40	Land	Land Crown Residential Silver City	0.1368219ha L527 2 Arenga Close	CI-SC AC	Christmas Island	Owned	205,000.00
40	Land	Land Crown Residential Silver City	0.1414ha L528 4 Arenga close	CI-SC AC	Christmas Island	Owned	210,000.00
40	Land	Land Crown Residential Silver City	0.1414ha L529 6 Arenga Close	CI-SC AC	Christmas Island	Owned	210,000.00
40	Land	Land Crown Residential Silver City	0.1414ha L530 8 Arenga Close	CI-SC AC	Christmas Island	Owned	210,000.00
40	Land	Land Crown Residential Silver City	0.1414ha L531 10 Arenga Close	CI-SC AC	Christmas Island	Owned	210,000.00
40	Land	Land Crown Reserve Residential Silver City	0.1394109ha L532 12 Arenga Close	CI-SC AC	Christmas Island	Owned	210,000.00
40	Land	Land Crown Reserve Residential Poon Saan	1.1388ha L526 26 Poon Saan Road	CI-PS PS	Christmas Island	Owned	1,125,000.00
40	Land	Land Crown Residential Poon Saan	0.3228928ha L1004 11 Silver City Road	CI-PS SCR	Christmas Island	Owned	485,000.00
40	Land	Land Crown Residential Drumsite	0.0367ha L366 Strata 1 Plan 31715 27A Lam Lok Loh	CI-DRM LLL	Christmas Island	Owned	60,000.00
40	Land	Land Crown Residential Drumsite	0.0353ha L366 Strata 2 Plan 31715 27B Lam Lok Loh	CI-DRM LLL	Christmas Island	Owned	60,000.00
40	Land	Land Crown Reserve School Drumsite	3.5432811ha L282 282 Murray Road	CI-DRM MR	Christmas Island	Owned	175,000.00
40	Land	Land Crown Reserve Residential Kampong	0.2556ha L585 9 Jalan Pantai Plan 30932	CI-KPG JP	Christmas Island	Owned	380,000.00
40	Land	Land Crown Residential Poon Saan	0.3399ha L627 11 San Chye Loh Plan 40592	CI-PS SCL	Christmas Island	Owned	510,000.00
40	Land	Land Crown Residential Drumsite	0.0804ha L619 2F Tong Yang Loh	CI-DRM TYL	Christmas Island	Owned	0.01
40	Land	Land Crown Residential Drumsite	0.853ha L645 2 Tong Yang Loh	CI-DRM TYL	Christmas Island	Owned	0.01
40	Land	Land Crown Reserve Drumsite	0.01462ha L259 2 Sung Miaw Low Baha'i Centre	CI-DRM SML	Christmas Island	Owned	10,000.00
40	Land	Land Crown Settlement	0.2339006ha L487 487 Gaze Road Rocky Point Tanks	CI-STL GR	Christmas Island	Owned	115,000.00
40	Land	Land Crown Reserve Smith Point	0.3687923ha L476 Plan 219656 (IOOC Lease)	CI-SP FF	Christmas Island	Owned	0.01
40	Land	Land Crown Smith Point	0.2193153ha L479 Plan 219656 Sewage Farm	CI-SP SF	Christmas Island	Owned	9,000.00
40	Land	Land Crown Lease Waterfall	22.9369ha L3051 Golf Course Road	CI-WF GCR	Christmas Island	Owned	1,200,000.00
40	Land	Land Crown Reserve Public Settlement	0.1839ha L3002 Plan 41813 Mining Port Facilities	CI-WHARF	Christmas Island	Owned	7,000.00
40	Land	Land Crown Residential Poon Saan	0.1404ha L432 22 Poon Saan road	CI-PS PS	Christmas Island	Owned	0.01
40	Land	Land Crown Reserve Residential Poon Saan	0.0158ha L3036 3036 Kong Wai Loh Lane	CI-PS MR	Christmas Island	Owned	275,000.00
40	Land	Land Crown Residential Kampong	0.2881ha L583 9 Jalan Pantai Plan 30932	CI-KPG JP	Christmas Island	Owned	0.01
40	Land	Land Crown Reserve School Settlement	0.2893ha L3049 92 Gaze Road Tom Patt Childhood Ctr	CI	Christmas Island	Owned	15,000.00
40	Land	Land Crown Reserve Settlement	0.0239ha L273 62 Gaze Road	CI	Christmas Island	Owned	2,000.00
40	Land	Land Crown Reserve Unallocated Settlement	0.2134ha L573 573 Club Road	CI-STL CR	Christmas Island	Owned	10,000.00
40	Land	Land Crown Unallocated Phosphate Hill	1.1525ha L511 511 Exiles Place Recreation Centre	CI	Christmas Island	Owned	45,000.00
40	Land	Land Crown Kampong	0.0487ha L537 19 Jalan Pantai Police Boat Shed	CI-FFC JP	Christmas Island	Owned	5,000.00
40	Land	Land Crown Unallocated Mining Lease	10.831761ha LNo137	CI	Christmas Island	Owned	3,000.00
40	Land	Land Crown Unallocated Mining Lease	36.280318ha LNo138 (part)	CI	Christmas Island	Owned	9,000.00
40	Land	Land Crown Unallocated Mining Lease	5.6570024ha LNo138 (part)	CI	Christmas Island	Owned	2,000.00
40	Land	Land Crown Unallocated Mining Lease	33.222683ha LNo140	CI	Christmas Island	Owned	8,000.00
40	Land	Land Crown Unallocated Mining Lease	49.743115ha LNo139 (part)	CI	Christmas Island	Owned	12,000.00
40	Land	Land Crown Unallocated Mining Lease	3.4896609ha LNo139 (part)	CI	Christmas Island	Owned	2,000.00
40	Land	Land Crown Unallocated Mining Lease	0.9404029ha LNo139 (part)	CI	Christmas Island	Owned	2,000.00
40	Land	Land Crown Unallocated Mining Lease	2.122072ha LNo118	CI	Christmas Island	Owned	2,000.00
40	Land	Land Crown Unallocated Mining Lease	45.861676ha LNo116	CI	Christmas Island	Owned	11,000.00
40	Land	Land Crown Unallocated Mining Lease	8.3603266ha LNo117	CI	Christmas Island	Owned	2,000.00
40	Land	Land Crown Unallocated Mining Lease	5.7313183ha LNo115	CI	Christmas Island	Owned	2,000.00
40	Land	Land Crown Unallocated Mining Lease	2.2954533ha LNo113	CI	Christmas Island	Owned	2,000.00
40	Land	Land Crown Unallocated Mining Lease	0.9830759ha LNo112	CI	Christmas Island	Owned	2,000.00
40	Land	Land Crown Unallocated Mining Lease	1.0583988ha LNo111	CI	Christmas Island	Owned	2,000.00
40	Land	Land Crown Unallocated Mining Lease	74.715376ha LNo110	CI	Christmas Island	Owned	18,000.00
40	Land	Land Crown Unallocated Mining Lease	25.741343ha LNo109 (part)	CI	Christmas Island	Owned	6,000.00
40	Land	Land Crown Unallocated Mining Lease	4.75336951ha LNo109 (Part)	CI	Christmas Island	Owned	2,000.00
40	Land	Land Crown Unallocated Mining Lease	19.942232ha LNo108	CI	Christmas Island	Owned	5,000.00
40	Land	Land Crown Unallocated Mining Lease	83.8139ha LNo106 (part)	CI	Christmas Island	Owned	21,000.00
40	Land	Land Crown Unallocated Mining Lease	107.884ha LNo106 (part)	CI	Christmas Island	Owned	27,000.00

Asset.Cl	Type	Description	Size (Hectare)	Current.Location	Location	Owned/Leased	WDV as on 31/01/2016
40	Land	Land Crown Unallocated Mining Lease	42.490786ha LNo106 (part)	CI	Christmas Island	Owned	10,000.00
40	Land	Land Crown Unallocated Mining Lease	1.9660ha Lno 107	CI	Christmas Island	Owned	2,000.00
40	Land	Land Crown Unallocated Mining Lease	15.485294ha LNo105 (part)	CI	Christmas Island	Owned	4,000.00
40	Land	Land Crown Unallocated Mining Lease	3.8239465ha LNo105 (part)	CI	Christmas Island	Owned	2,000.00
40	Land	Land Crown Unallocated Mining Lease	0.0466405ha LNo105 (part)	CI	Christmas Island	Owned	2,000.00
40	Land	Land Crown Unallocated Mining Lease	44.113263ha LNo101 (part)	CI	Christmas Island	Owned	11,000.00
40	Land	Land Crown Unallocated Mining Lease	221.54626ha LNo101 (part)	CI	Christmas Island	Owned	55,000.00
40	Land	Land Crown Unallocated Mining Lease	3.2709352ha LNo101 (part)	CI	Christmas Island	Owned	2,000.00
40	Land	Land Crown Unallocated Mining Lease	426.3951423ha LNo101 (part)	CI	Christmas Island	Owned	105,000.00
40	Land	Land Crown Unallocated Mining Lease	0.1329714ha LNo101 (part)	CI	Christmas Island	Owned	2,000.00
40	Land	Land Crown Unallocated Mining Lease	0.5496107ha LNo100 (part)	CI	Christmas Island	Owned	2,000.00
40	Land	Land Crown Unallocated Mining Lease	0.0507447ha LNo100 (part)	CI	Christmas Island	Owned	2,000.00
40	Land	Land Crown Unallocated Mining Lease	0.5417932ha LNo104	CI	Christmas Island	Owned	2,000.00
40	Land	Land Crown Unallocated Mining Lease	0.4173279ha LNo103	CI	Christmas Island	Owned	2,000.00
40	Land	Land Crown Unallocated Mining Lease	19.987114ha LNo102	CI	Christmas Island	Owned	5,000.00
40	Land	Land Crown Unallocated Mining Lease	15.673084ha LNo122 (part)	CI	Christmas Island	Owned	4,000.00
40	Land	Land Crown Unallocated Mining Lease	16.401419ha LNo122 (part)	CI	Christmas Island	Owned	4,000.00
40	Land	Land Crown Unallocated Mining Lease	6.210502ha LNo123	CI	Christmas Island	Owned	2,000.00
40	Land	Land Crown Unallocated Mining Lease	16.929638ha LNo121	CI	Christmas Island	Owned	4,000.00
40	Land	Land Crown Unallocated Mining Lease	32.383551ha LNo124	CI	Christmas Island	Owned	8,000.00
40	Land	Land Crown Unallocated Mining Lease	13.380856ha LNo125 (part)	CI	Christmas Island	Owned	3,000.00
40	Land	Land Crown Unallocated Mining Lease	11.099ha LNo125 (part)	CI	Christmas Island	Owned	3,000.00
40	Land	Land Crown Road Reserve Mining Lease	1.4816ha L3020 LNo125 (part)	CI	Christmas Island	Owned	2,000.00
40	Land	Land Crown Unallocated Mining Lease	11.238278ha LNo125 (part)	CI	Christmas Island	Owned	3,000.00
40	Land	Land Crown Unallocated Mining Lease	3.5404ha LNo126	CI	Christmas Island	Owned	2,000.00
40	Land	Land Crown Unallocated Mining Lease	6.9191ha LNo127	CI	Christmas Island	Owned	2,000.00
40	Land	Land Crown Unallocated Mining Lease	5.111568ha LNo128	CI	Christmas Island	Owned	2,000.00
40	Land	Land Crown Reserve Mining Lease	13.6111ha L3063 LNo129	CI	Christmas Island	Owned	3,000.00
40	Land	Land Crown Unallocated Mining Lease	160.38124ha LNo133A (part)	CI	Christmas Island	Owned	40,000.00
40	Land	Land Crown Unallocated Mining Lease	26.06082ha LNo133A (part)	CI	Christmas Island	Owned	6,000.00
40	Land	Land Crown Unallocated Mining Lease	15.943487ha LNo133A (part)	CI	Christmas Island	Owned	4,000.00
40	Land	Land Crown Unallocated Mining Lease	0.6225ha L3014 LNo133A (part)	CI	Christmas Island	Owned	2,000.00
40	Land	Land Crown Unallocated Mining Lease	34.890438ha LNo133A (part)	CI	Christmas Island	Owned	8,000.00
40	Land	Land Crown Unallocated Mining Lease	1.6765ha L3058 LNo130 (part)	CI	Christmas Island	Owned	2,000.00
40	Land	Land Crown Unallocated Mining Lease	0.6934ha L3059 LNo130 (part)	CI	Christmas Island	Owned	2,000.00
40	Land	Land Crown Reserve Mining Lease	1.1699ha L3057 LNo130 (part)	CI	Christmas Island	Owned	2,000.00
40	Land	Land Crown Unallocated Mining Lease	3.886787ha LNo131	CI	Christmas Island	Owned	2,000.00
40	Land	Land Crown Unallocated Mining Lease	66.063296ha LNo132	CI	Christmas Island	Owned	16,000.00
40	Land	Land Crown Unallocated Mining Lease	50.558629ha LNo133B (part)	CI	Christmas Island	Owned	12,000.00
40	Land	Land Crown Unallocated Mining Lease	139.7041ha LNo133B (part)	CI	Christmas Island	Owned	35,000.00
40	Land	Land Crown Unallocated Mining Lease	58.194745ha LNo133B (part)	CI	Christmas Island	Owned	14,000.00
40	Land	Land Crown Mining Lease	15.5969ha L622 LNo134	CI	Christmas Island	Owned	3,000.00
40	Land	Land Crown Unallocated Mining Lease	24.801287ha LNo135	CI	Christmas Island	Owned	6,000.00
40	Land	Land Crown Unallocated Mining Lease	17.798ha LNo136	CI	Christmas Island	Owned	4,000.00
40	Land	Land Crown Unallocated Mining Lease	0.0588411ha LNo133A (part)	CI	Christmas Island	Owned	2,000.00
40	Land	Land Crown Drumsite	1.8048ha L3022 Murray Road Old Dryers	CI	Christmas Island	Owned	350,000.00
40	Land	Land Crown Residential Drumsite	0.1418ha L450 24 Sin Sang Road	CI	Christmas Island	Owned	200,000.00
40	Land	Land Crown Reserve Poon Saan	0.0428ha L546 5 San Chye Loh	CI-PS SCL	Christmas Island	Owned	4,000.00
40	Land	Land Crown Unallocated Silver City	29.169ha L3018	CI	Christmas Island	Owned	1,400,000.00
40	Land	Land Crown Unallocated Drumsite	0.2287ha L524 22 Ketam Merah	CI-DRM JKM	Christmas Island	Owned	295,000.00
40	Land	Land Crown Unallocated Phosphate Hill	0.5963ha L567 567 Plant Hill Road Light Industrial	CI-PH PHR	Christmas Island	Owned	300,000.00
40	Land	Land Crown Reserve Settlement	0.1458485ha L197 Gaze Road Plan 218134 Warehouse	CI-STL GR	Christmas Island	Owned	130,000.00
40	Land	Land Crown Public Settlement	0.0356ha L483 Gaze Road Plan 219653 Rockbin Access	CI-STL GR	Christmas Island	Owned	4,000.00
40	Land	Land Crown Reserve Poon Saan	0.1232ha L3031 9 San Chye Loh Snr Citizen's Ctr	CI-PS SCL	Christmas Island	Owned	9,000.00
40	Land	Land Crown Residential Poon Saan	0.1308ha L433 433 Poon Saan Road Basketball Courts	CI	Christmas Island	Owned	10,000.00
40	Land	Land Crown Reserve Smith Point	0.6149ha L427 Jalan Pantai Gun Emplacement	CI	Christmas Island	Owned	25,000.00
40	Land	Land Crown Reserve School Drumsite	0.0484ha L407 Murray Road Plan 192159	CI-DRM MR	Christmas Island	Owned	5,000.00
40	Land	Land Crown Reserve Drumsite	0.1983ha L403 403 Murray Road	CI-DRM MR	Christmas Island	Owned	10,000.00
40	Land	Land Crown Reserve Silver City	0.3739862ha Part L440 Old Incline Haulage(upper)	CI	Christmas Island	Owned	15,000.00
40	Land	Land Crown Reserve Settlement	0.2124977ha Part L440 Old Incline Haulage(lower)	CI	Christmas Island	Owned	10,000.00

Asset.Cl	Type	Description	Size (Hectare)	Current.Location	Location	Owned/Leased	WDV as on 31/01/2016
40	Land	Land Crown Unallocated Reserve Settlement	1.5126ha L560 42 Gaze Road Cocos Padang	CI-STL GR	Christmas Island	Owned	60,000.00
40	Land	Land Crown Reserve Poon Saan	0.0028ha L308 Murray Road Pedestrian Accessway	CI-PS MR	Christmas Island	Owned	2,000.00
40	Land	Land Crown Reserve School Taman Sweetland	0.1691489ha L430 430 Murray Road Community Hall	CI-TS MR	Christmas Island	Owned	13,000.00
40	Land	Land Crown Reserve Public Taman Sweetland	0.5408ha L252 252 Taman Sweetland Circuit	CI	Christmas Island	Owned	21,000.00
40	Land	Land Crown Reserve Cemetery Settlement	0.4699ha L381 381 Gaze Road Muslim Cemetery	CI	Christmas Island	Owned	20,000.00
40	Land	Land Crown Reserve Public Settlement	0.4137ha L492 Golf Course Road Golf Club House	CI	Christmas Island	Owned	20,000.00
40	Land	Land Crown Reserve Public Settlement	1.744ha L510 Golf Course Road Part Golf Course	CI	Christmas Island	Owned	35,000.00
40	Land	Land Crown Reserve Public Settlement	0.3562ha L643 Jalan Pantai Plan 43305	CI-STL JP	Christmas Island	Owned	17,000.00
40	Land	Land Crown Reserve Public Poon Saan	0.1508ha L294 294 Poon Saan Road	CI	Christmas Island	Owned	10,000.00
40	Land	Land Crown Reserve Public Poon Saan	0.3332ha L431 2 Poon Saan Road Outdoor Cinema	CI	Christmas Island	Owned	15,000.00
40	Land	Land Crown Reserve Public Settlement	14.354ha Part L489 489 Golf Course Rd Golf Course	CI	Christmas Island	Owned	72,000.00
40	Land	Land Crown Reserve Public Silver City	0.0662ha L85 11 Jalan Perak Kids Playground	CI	Christmas Island	Owned	5,000.00
40	Land	Land Crown Reserve Public Silver City	0.1817ha L135 135 Pai Chin Lu	CI	Christmas Island	Owned	9,000.00
40	Land	Land Crown Reserve Public Poon Saan	0.0413ha L234 234 Poon Saan Road UCIW Memorial	CI	Christmas Island	Owned	4,000.00
40	Land	Land Crown Reserve Residential Poon Saan	0.0104ha L305 Poon Saan Road Pedestrian Accessway	CI	Christmas Island	Owned	2,000.00
40	Land	Land Crown Reserve Residential Poon Saan	0.0103ha L306 Poon Saan Road Pedestrian Accessway	CI	Christmas Island	Owned	2,000.00
40	Land	Land Crown Reserve Cemetery Settlement	2.0045ha L379 379 Golf Course Road Chinese Cemet.	CI	Christmas Island	Owned	60,000.00
40	Land	Land Crown Reserve Public Silver City	0.0518ha L533 533 Arenga Close	CI	Christmas Island	Owned	5,000.00
40	Land	Land Crown Reserve Public Drumsite	0.8331913ha L575 575 Murray Road	CI-DRM MR	Christmas Island	Owned	30,000.00
40	Land	Land Crown Reserve Public Settlement	0.131ha L641 11 Gaze Road	CI	Christmas Island	Owned	10,000.00
40	Land	Land Crown Reserve Cemetery Settlement	0.1109ha L3028 Gaze Road European Cemetery	CI	Christmas Island	Owned	25,000.00
40	Land	Land Crown Reserve Public Poon Saan	0.0127ha L292 Poon Saan Road Pedestrian Accessway	CI	Christmas Island	Owned	2,000.00
40	Land	Land Crown Reserve Public Poon Saan	0.1098ha L294 294 Poon Saan Road	CI	Christmas Island	Owned	8,000.00
40	Land	Land Crown Reserve Public Drumsite	0.0855ha L402 402 Tong Yang Loh Adj Boong Trading	CI-DRM TYL	Christmas Island	Owned	6,000.00
40	Land	Land Crown Reserve Public Drumsite	0.0655ha L576 576 Murray Road	CI-DRM MR	Christmas Island	Owned	5,000.00
40	Land	Land Crown Reserve Public Drumsite	0.1796985ha L577 577 Lam Lok Loh	CI-DRM LLL	Christmas Island	Owned	10,000.00
40	Land	Land Crown Reserve Road Unallocated Lily Beach	41.0246ha L590 Lily Beach Rd East Coast Marine Res	CI-LILY B	Christmas Island	Owned	82,000.00
40	Land	Land Crown Reserve Public Poon Saan (Mgmt Order)	0.056ha L3016 3016 Kong Wai Loh	CI	Christmas Island	Owned	4,000.00
40	Land	Land Crown Reserve Public Poon Saan (Mgmt Order)	0.0682ha L3017 3017 Kong Wai Loh	CI	Christmas Island	Owned	5,000.00
40	Land	Land Crown Reserve Public Drumsite (Mgmt Order)	0.1258ha L199 Nursery Road Nursery	CI	Christmas Island	Owned	10,000.00
40	Land	Land Crown Reserve Public Drumsite (Mgmt Order)	1.0345ha L421 421 Kiln Place Horticultural Lot	CI	Christmas Island	Owned	40,000.00
40	Land	Land Crown Reserve Public Drumsite (Mgmt Order)	0.5987ha L3005 Nursery Road Nursery	CI	Christmas Island	Owned	25,000.00
40	Land	Land Crown Reserve Teleco Settlement (Mgmt Order)	0.0051734ha L384 Murray Road Antenna Access	CI	Christmas Island	Owned	2,000.00
40	Land	Land Crown Reserve Teleco Drumsite (Mgmt Order)	0.0227ha L383 383 Nursery Court Telco Site	CI	Christmas Island	Owned	2,000.00
40	Land	Land Crown Reserve Teleco Irvine Hill (Mgmt Order)	6.5388ha L522 Irvine Hill Road Radio Antenna Site	CI	Christmas Island	Owned	23,000.00
40	Land	Land Crown Reserve Teleco Phosphate Hill (Mgt Ord)	0.0699724ha L385 Plaster Hill Road Telecoms Site	CI-PH PHR	Christmas Island	Owned	5,000.00
40	Land	Land Crown Reserve Teleco Taman Sweetlan (Mgt Ord)	0.0195ha L520 520 Lister Place Telecoms Site	CI	Christmas Island	Owned	2,000.00
40	Land	Land Crown Kampong	0.0112ha L287 Jalan Pantai Sewage Pumping Station	CI	Christmas Island	Owned	2,000.00
40	Land	Land Crown Reserve Poon Saan	0.0074ha L293 Poon Saan Road Substation	CI	Christmas Island	Owned	2,000.00
40	Land	Land Crown Drumsite	0.1865ha L490 490 Murray Road Water Supply Tank	CI-DRM MR	Christmas Island	Owned	9,000.00
40	Land	Land Crown Unallocated Drumsite	0.3238ha L491 491 Murray Road Fuel Storage	CI-DRM MR	Christmas Island	Owned	15,000.00
40	Land	Land Crown Smith Point	2.5212ha L473 Plan 218093 Fuel Supply Line	CI-SMTH PN	Christmas Island	Owned	50,000.00
40	Land	Land Crown Smith Point	0.1139ha L475 Jalan Pantai Fuel Farm 1	CI	Christmas Island	Owned	6,000.00
40	Land	Land Crown Settlement	0.1303992ha L441 Murray Rd Plan 219039 Water Tank	CI	Christmas Island	Owned	10,000.00
40	Land	Land Crown Reserve Unallocated Phosphate Hill	0.1003ha L558 558 Hawks Road Water Supply Tank	CI	Christmas Island	Owned	7,000.00
40	Land	Land Crown Phosphate Hill	0.04ha L512 Exiles Place Plan 220518 Water Sup Tk	CI	Christmas Island	Owned	4,000.00
40	Land	Land Crown Reserve Settlement	0.0838ha L3060 Gaze Road Plan 46631 Fuel Supply Ln	CI-STL GR	Christmas Island	Owned	25,000.00
40	Land	Land Crown Reserve Mining Lease Murray Hill	1.6132ha L3067 Murray Hill Plan50962 IDC Water Sup	CI-MH	Christmas Island	Owned	30,000.00
40	Land	Land Crown Phosphate Hill	0.0018ha L502 502 Quarry Road Substation LIA	CI	Christmas Island	Owned	2,000.00
40	Land	Land Crown Reserve Mining Phosphate Hill	0.1018ha L507 507 Quarry Road	CI	Christmas Island	Owned	5,000.00
40	Land	Land Crown Reserve Waterfall	0.459ha L3053 Golf Course Road Freshwater Spring	CI	Christmas Island	Owned	15,000.00
40	Land	Land Crown Reserve Unallocated Waterfall	0.689ha L3055 Golf Course Rd Waterfall Spring	CI	Christmas Island	Owned	27,000.00
40	Land	Land Crown Reserve Murray Hill	41.6567ha L3066 Plan 50962 Immig Detention Centre	CI-MH	Christmas Island	Owned	105,000.00
40	Land	Land Crown Unallocated South Point	661.57685ha	CI	Christmas Island	Owned	0.01
40	Land	Land Crown Unallocated South Point	16.708376ha Former Mining Lease Adjoin ML101	CI	Christmas Island	Owned	0.01
40	Land	Land Crown Unallocated South Point	0.9313731ha Former Mining Lease Adjoin ML101	CI	Christmas Island	Owned	0.01
40	Land	Land Crown Unallocated South Point	1.4385806ha Former Mining Lease Adjoin ML100	CI	Christmas Island	Owned	0.01
40	Land	Land Crown Unallocated South Point	1.1126355ha Former Mining Lease Adjoin ML100	CI	Christmas Island	Owned	0.01
40	Land	Land Crown Unallocated South Point	1.2391324ha Former Mining Lease Adjoin ML100	CI	Christmas Island	Owned	0.01
40	Land	Land Crown Unallocated South Point	161.93142ha	CI	Christmas Island	Owned	0.01

Asset.Cl	Type	Description	Size (Hectare)	Current.Location	Location	Owned/Leased	WDV as on 31/01/2016
40	Land	Land Crown Unallocated South Point	0.0840286ha Former Mining Lease Adjoin ML101	CI	Christmas Island	Owned	0.01
40	Land	Land Crown Residential Kampong	0.1823ha L201 201 Lorong Kampong Melayu Decom Flat	CI	Christmas Island	Owned	9,000.00
40	Land	Land Crown Residential Kampong	0.1826ha L202 202 Lorong Kampong Melayu Decom Flat	CI	Christmas Island	Owned	9,000.00
40	Land	Land Crown Residential Kampong	0.0083ha L584 Jalan Masjid Pedestrian Accessway	CI	Christmas Island	Owned	2,000.00
40	Land	Land Crown Unallocated Taman Sweetland	1.0923038ha	CI	Christmas Island	Owned	0.01
40	Land	Land Reserve Residential Poon Saan	0.117ha L3035 3035 Murray Road	CI	Christmas Island	Owned	205,000.00
40	Land	Land Crown Residential Poon Saan	0.0439514ha L3037 Plan 46731	CI	Christmas Island	Owned	5,000.00
40	Land	Land Crown Vacant Poon Saan	0.0023667ha L300 Murray Road Plan 218346	CI-PS MR	Christmas Island	Owned	2,000.00
40	Land	Land Crown Unallocated Phosphate Hill	7.8975729ha	CI-PH PHR	Christmas Island	Owned	0.01
40	Land	Land Crown Poon Saan	0.3889ha L268 10 Poon Saan Road Blocks 556-561	CI	Christmas Island	Owned	580,000.00
40	Land	Land Crown Poon Saan	0.4189ha L269 7 Poon Saan Road Blocks 550-555	CI	Christmas Island	Owned	625,000.00
40	Land	Land Crown Reserve Unallocated Drumsite	3.7803003ha L554 Conveyor Line Drumsite to Settle.	CI	Christmas Island	Owned	75,000.00
40	Land	Land Crown Reserve Drumsite	1.1627ha L51 4 Lam Lok Loh Drumsite Workshops	CI-DRM LLL	Christmas Island	Owned	350,000.00
40	Land	Land Crown Reserve Settlement	1.8619ha L488 Gaze Road Plan219653 Mining Port Fac	CI-STL GR	Christmas Island	Owned	560,000.00
40	Land	Land Crown Reserve Settlement	0.0587314ha L485 7 Gaze Road Petrol Station	CI-STL GR	Christmas Island	Owned	115,000.00
40	Land	Land Crown Unallocated Drumsite	23.26918ha Kampong and Settlement to Drumsite	CI	Christmas Island	Owned	0.01
40	Land	Land Crown Reserve Poon Saan	0.1211ha L3030 3030 San Chye Loh Temple	CI-PS SCL	Christmas Island	Owned	9,000.00
40	Land	Land Crown Public Drumsite	0.1283ha L53 31 Lam Lok Loh CIP Office	CI-DRM LLL	Christmas Island	Owned	190,000.00
40	Land	Land Crown Drumsite	0.4684ha L3 18 Nursery Court	CI	Christmas Island	Owned	25,000.00
40	Land	Land Crown Reserve Public Kampong	0.4414ha L288 288 Jalan Pantai	CI	Christmas Island	Owned	22,000.00
40	Land	Land Crown Reserve Settlement	0.0903835ha L48 Jalan Pantai Phosph Loading Cantil	CI-STL JP	Christmas Island	Owned	10,000.00
40	Land	Land Crown Reserve Settlement	0.1043ha L47 Jalan Pantai Phosphate Loading Cantil	CI-STL JP	Christmas Island	Owned	0.01
40	Land	Land Crown Reserve Settlement	0.0101ha L324 Gaze Road Plan 218434 Temple	CI-STL GR	Christmas Island	Owned	2,000.00
40	Land	Land Crown Reserve Settlement	0.0202ha L325 Gaze Road Plan 218434 Temple	CI-STL GR	Christmas Island	Owned	2,000.00
40	Land	Land Crown Reserve Settlement	0.0035ha L307 Jalan Pantai Public Accessway	CI-STL JP	Christmas Island	Owned	2,000.00
40	Land	Land Crown Public Poon Saan	0.0106ha L235 San Chye Loh UCIW Memorial (part)	CI-PS SCL	Christmas Island	Owned	2,000.00
40	Land	Land Crown Unallocated Irvine Hill	8.5539975ha Surrounded by ML133B-3 and Nat Park	CI	Christmas Island	Owned	0.01
40	Land	Land Crown Unallocated Irvine Hill	5.7647198ha Near Airport	CI	Christmas Island	Owned	0.01
40	Land	Land Crown Unallocated Phosphate Hill	3.946065ha Between ML133A and ML135	CI	Christmas Island	Owned	0.01
40	Land	Land Crown Unallocated Heathridge Hill	3.3964242ha Within ML132	CI	Christmas Island	Owned	0.01
40	Land	Land Crown Unallocated Phosphate Hill	0.213376ha Between Airport Beacon and ML135	CI-PH PHR	Christmas Island	Owned	0.01
40	Land	Land Crown Reserve Drumsite	0.0084ha L449 449 Sung Miaw Loh Temple	CI-DRM SML	Christmas Island	Owned	2,000.00
40	Land	Land Crown Unallocated Settlement	0.7241746ha Behind Gaze Rd Bldgs Near Murray Rd	CI	Christmas Island	Owned	0.01
40	Land	Land Crown Unallocated Settlement	2.8852081ha Behind Supermarket	CI	Christmas Island	Owned	0.01
40	Land	Land Crown Unallocated Irvine Hill	7.5372ha L451 Irvine Hill Road Former Mining Lease	CI	Christmas Island	Owned	26,000.00
40	Land	Land Crown Vacant Poon Saan	0.0696ha L464 43 Poon Saan Road	CI	Christmas Island	Owned	100,000.00
40	Land	Land Crown Vacant Poon Saan	0.0805ha L465 45 Poon Saan Road	CI	Christmas Island	Owned	115,000.00
40	Land	Land Crown Poon Saan	0.093ha L466 47 Poon Saan Road Industrial Premises	CI	Christmas Island	Owned	130,000.00
40	Land	Land Crown Settlement	0.993ha L461 Golf Course Rd Chinese Cemetery-part	CI	Christmas Island	Owned	30,000.00
40	Land	Land Crown Smith Point	0.553931ha L474 Jalan Pantai Wharf Area	CI	Christmas Island	Owned	20,000.00
40	Land	Land Crown Reserve Settlement	0.0061ha L482 Gaze Road Port Facilities	CI	Christmas Island	Owned	2,000.00
40	Land	Land Crown Reserve Settlement	0.858903ha L484 3 Gaze Road Carpark	CI	Christmas Island	Owned	6,000.00
40	Land	Land Crown Reserve Road Kampong	0.9428857ha L480 Jalan Pantai	CI	Christmas Island	Owned	35,000.00
40	Land	Land Crown Unallocated Drumsite	0.8584ha L496 496 Nursery Rd Territ Day Park L-out	CI	Christmas Island	Owned	35,000.00
40	Land	Land Crown Drumsite	0.4901ha L417 417 Kiln Place Horticultural Lot	CI	Christmas Island	Owned	75,000.00
40	Land	Land Crown Reserve Norris Point	0.485ha L493 Golf Course Rd Ma Chor Nui Nui Temple	CI	Christmas Island	Owned	25,000.00
40	Land	Land Crown Reserve Road Drumsite	0.0333ha L425 Nursery Road	CI	Christmas Island	Owned	3,000.00
40	Land	Land Crown Community Phosphate Hill	3.9636ha L513 513 Exiles Place Sports Oval	CI	Christmas Island	Owned	100,000.00
40	Land	Land Crown Unallocated Phosphate Hill	2.374ha L515 515 Vagabond Road	CI	Christmas Island	Owned	60,000.00
40	Land	Land Crown Vacant Phosphate Hill	0.0519ha L518 518 Vagabond Road	CI	Christmas Island	Owned	4,000.00
40	Land	Land Crown Vacant Phosphate Hill	0.5222ha L519 519 Vagabond Road	CI	Christmas Island	Owned	20,000.00
40	Land	Land Crown Unallocated Phosphate Hill	0.2329061ha Behind L502-507 Quarry Road	CI	Christmas Island	Owned	0.01
40	Land	Land Crown Unallocated Phosphate Hill	40.3033ha L556 556 Phosphate Hill Road	CI-PH PHR	Christmas Island	Owned	120,000.00
40	Land	Land Crown Unallocated Settlement	1.2521ha L559 559 Murray Road Escarpment	CI	Christmas Island	Owned	30,000.00
40	Land	Land Crown Unallocated Settlement	0.6645221ha L561 561 Murray Road Escarpment	CI	Christmas Island	Owned	25,000.00
40	Land	Land Crown Unallocated North East Point	1.5918768ha Betwn National Park and Golf Course Rd	CI	Christmas Island	Owned	0.01
40	Land	Land Crown Unallocated North East Point	2.2678252ha Betwn National Park and Golf Course Rd	CI	Christmas Island	Owned	0.01
40	Land	Land Crown Unallocated Phosphate Hill	139.82355ha East Side of Dogs Head	CI	Christmas Island	Owned	0.01
40	Land	Land Crown Vacant Poon Saan	0.0757ha L1045 1 Murray Road	CI-TS MR	Christmas Island	Owned	120,000.00
40	Land	Land Crown Vacant Settlement	0.0204ha L572 Canberra Place Plan 30504	CI-STL CP	Christmas Island	Owned	2,000.00

Asset.Cl	Type	Description	Size (Hectare)	Current.Location	Location	Owned/Leased	WDV as on 31/01/2016
40	Land	Land Crown Unallocated North South Baseline	435.9472ha	CI	Christmas Island	Owned	0.01
40	Land	Land Crown Settlement	0.0392ha L462 Golf Course Rd Chinese Cemetery-part	CI	Christmas Island	Owned	4,000.00
40	Land	Land Crown Unallocated Drumsite	119.41914ha Kiln Rd Escarpment Adj Phosphate Mine	CI	Christmas Island	Owned	0.01
40	Land	Land Crown Reserve Kampong	0.1799ha L616 Jalan Pantai Flying Fish Cove Jetty	CI	Christmas Island	Owned	9,000.00
40	Land	Land Crown Unallocated Settlement	0.2658ha L634 5 Canberra Place	CI	Christmas Island	Owned	10,000.00
40	Land	Land Crown Unallocated Smith Point	0.18ha L635 Jalan Pantai Plan 40834	CI	Christmas Island	Owned	7,000.00
40	Land	Land Crown Norris Point	1.1978ha L623 Golf Course Rd Nui Nui Port Facility	CI	Christmas Island	Owned	45,000.00
40	Land	Land Crown Reserve Norris Point	1.3002768ha L625 Golf Course Road	CI	Christmas Island	Owned	50,000.00
40	Land	Land Crown Reserve Norris Point	13.5749912ha L624 Golf Course Road Foreshore	CI	Christmas Island	Owned	65,000.00
40	Land	Land Crown Reserve Flying Fish Cove	0.0068ha L629 Jalan Pantai Foreshore Plan 40590	CI-FFC JP	Christmas Island	Owned	2,000.00
40	Land	Land Crown Reserve Flying Fish Cove	0.0099ha L630 Jalan Pantai Foreshore Plan 40590	CI-FFC JP	Christmas Island	Owned	2,000.00
40	Land	Land Crown Reserve Flying Fish Cove	0.0484859ha L631 Jalan Pantai Foreshore Plan 40590	CI-FFC JP	Christmas Island	Owned	3,000.00
40	Land	Land Crown Reserve Flying Fish Cove	0.0196ha L632 Jalan Pantai Foreshore Plan 40590	CI-FFC JP	Christmas Island	Owned	2,000.00
40	Land	Land Crown Reserve Kampong	0.0411015ha L633 Jalan Pantai Foreshore	CI	Christmas Island	Owned	3,000.00
40	Land	Land Crown Reserve Road Settlement	0.1072ha L3001 Gaze Road Plan 41813	CI-STL GR	Christmas Island	Owned	8,000.00
40	Land	Land Crown Flying Fish Cove	0.263ha L650 Jalan Pantai Boat Ramp Plan 41815	CI-FFC JP	Christmas Island	Owned	3,000.00
40	Land	Land Crown Reserve Road Settlement	0.0406ha L642 Gaze Road Plan 41816	CI-STL GR	Christmas Island	Owned	4,000.00
40	Land	Land Crown Reserve Settlement	0.0868ha L3008 Gaze Road Temple Court Temple	CI-STL GR	Christmas Island	Owned	6,000.00
40	Land	Land Crown Reserve Settlement	0.1717ha L3003 Club Road Shinto Shrine Remains	CI-STL CR	Christmas Island	Owned	8,000.00
40	Land	Land Crown Reserve Settlement	0.0199ha L3004 Club Road	CI-STL CR	Christmas Island	Owned	2,000.00
40	Land	Land Crown Reserve Settlement	0.0423ha L3007 Club Road	CI-STL CR	Christmas Island	Owned	3,000.00
40	Land	Land Crown Reserve Industrial Phosphate Hill	3.6958ha L3027 Quarry Road Light Industrial Area	CI	Christmas Island	Owned	370,000.00
40	Land	Land Crown Reserve Settlement	0.0682ha L644 Canberra Place Plan 43305	CI-STL CP	Christmas Island	Owned	5,000.00
40	Land	Land Crown Unallocated Poon Saan	9.0241ha L3019 Murray Road Plan 43321	CI-PS MR	Christmas Island	Owned	225,000.00
40	Land	Land Crown Reserve Settlement	0.0284ha L637 Gaze Road Port Facilities Plan 43304	CI-STL GR	Christmas Island	Owned	3,000.00
40	Land	Land Crown Reserve Kampong	0.2462ha L640 Jalan Pantai Boat Parking Area	CI	Christmas Island	Owned	12,000.00
40	Land	Land Crown Unallocated Heathridge Hill	2.2429826ha Margaret Knoll Road	CI	Christmas Island	Owned	0.01
40	Land	Land Crown Reserve Unallocated Poon Saan	0.3352ha L3034 3034 Murray Road	CI-PS MR	Christmas Island	Owned	15,000.00
40	Land	Land Crown Reserve Cemetery Settlement	0.1109ha L3043 Club Rd Old European Cemetery	CI-STL CR	Christmas Island	Owned	8,000.00
40	Land	Land Crown Reserve Smith Point	4.421007ha L3044 Jalan Pantai Foreshore Tai Jin	CI	Christmas Island	Owned	22,000.00
40	Land	Land Crown Reserve Smith Point	0.0087693ha L3045 Jalan Pantai Foreshore	CI	Christmas Island	Owned	2,000.00
40	Land	Land Crown Reserve Unallocated Flying Fish Cove	0.01ha L3046 Jalan Pantai Plan 46733	CI-FFC JP	Christmas Island	Owned	2,000.00
40	Land	Land Crown Unallocated Kampong	40.9967ha L3047 FFC to Smith Pt Plan 46733	CI	Christmas Island	Owned	82,000.00
40	Land	Land Crown Unallocated Waterfall	1.7126ha L3056 Lily Beach Road Plan 46329	CI	Christmas Island	Owned	17,000.00
40	Land	Land Crown Reserve Waterfall	4.3413ha L3054 Linkwater Road	CI	Christmas Island	Owned	100,000.00
40	Land	Land Crown Reserve Settlement	31.9717ha L3048 Foreshore Golf Course to Wharf	CI	Christmas Island	Owned	75,000.00
40	Land	Land Crown Reserve Unallocated Smith Point	0.41ha Jalan Pantai Foreshore	CI	Christmas Island	Owned	0.01
40	Land	Land Crown Reserve Unallocated Flying Fish Cove	0.1727271ha Jalan Pantai Foreshore	CI-FFC JP	Christmas Island	Owned	0.01
40	Land	Land Crown Reserve Unallocated Kampong	0.6765305ha Jalan Pantai Foreshore	CI	Christmas Island	Owned	25,000.00
40	Land	Land Crown Vacant Irvine Hill	6.8866ha L592 South Point Rd Plan 47247	CI	Christmas Island	Owned	24,000.00
40	Land	Land Crown Unallocated Ryan Hill	86.33248ha Lily Point Road	CI	Christmas Island	Owned	0.01
40	Land	Land Crown Unallocated Waddell Hill	5.2309668ha South Point Road	CI	Christmas Island	Owned	0.01
40	Land	Land Crown Unallocated Gannet Hill	106.34545ha South Point Road	CI	Christmas Island	Owned	0.01
40	Land	Land Crown Unallocated Murray Hill	12.484316ha Murray Hill Road	CI	Christmas Island	Owned	0.01
40	Land	Land Crown Unallocated Wharton Hill	7.9834721ha South Point Road	CI	Christmas Island	Owned	0.01
40	Land	Land Crown Unallocated Wharton Hill	11.934945ha South Point Road	CI	Christmas Island	Owned	0.01
40	Land	Land Crown Vacant Murray Hill	0.1324ha L587 Plan 37951 Nr Central Area Wkshop	CI	Christmas Island	Owned	10,000.00
40	Land	Land Crown Unallocated Wharton Hill	1.4808519ha South Point Road	CI	Christmas Island	Owned	0.01
40	Land	Land Crown Unallocated Phosphate Hill	126.51742ha Murray Road Drumsite to Phosphate Hill	CI	Christmas Island	Owned	0.01
40	Land	Land Freehold L351 Sydney Highway	1.5365ha Bulk Fuel Storage Plan 42276	CK-SYDH W	Cocos (Keeling) Islands	Owned	150,000.00
40	Land	Land Crown L188 Emden Walk	0.0522ha Shell Workshop	CK-EMD W W	Cocos (Keeling) Islands	Owned	105,000.00
40	Land	Land Crown L189 Emden Walk	0.0569ha Shell Office and Workshop	CK-EMD W W	Cocos (Keeling) Islands	Owned	115,000.00
40	Land	Land Crown Vacant L317 Beacon Heights Road	0.0911ha Plan 218315	CK-BHR W	Cocos (Keeling) Islands	Owned	325,000.00
40	Land	Land Crown Foreshore Protection L166 Air Force Rd	0.1994ha Rifle Range (picnic area)	CK-ARF R W	Cocos (Keeling) Islands	Owned	10,000.00
40	Land	Land Freehold Commercial L341 Airport Terminal	98.5509 ha Plan 4274	CK-ALX S W	Cocos (Keeling) Islands	Owned	2,000,000.00
40	Land	Land Crown L102 2 Qantas Close	0.1266ha House 2	CK-QAN C W	Cocos (Keeling) Islands	Owned	375,000.00
40	Land	Land Crown L104 4 Qantas Close	0.0858ha House 2	CK-QAN C W	Cocos (Keeling) Islands	Owned	325,000.00
40	Land	Land Crown L116 16 William Keeling Crescent	0.0874ha House 16	CK-WKC W	Cocos (Keeling) Islands	Owned	300,000.00
40	Land	Land Crown L160 160 Nelson Mandela Walk	0.14ha Police Station	CK-ARF R W	Cocos (Keeling) Islands	Owned	7,000.00
40	Land	Land Crown L337 William Keeling Crescent	0.1082ha Child Care Centre Plan 27316	CK-WKC W	Cocos (Keeling) Islands	Owned	5,000.00

Asset.C#	Type	Description	Size (Hectare)	Current.Location	Location	Owned/Leased	WDV as on 31/01/2016
40	Land	Land Crown L175 175 Nelson Mandela Walk	0.1002ha Golf Club	CK-ARF R W	Cocos (Keeling) Islands	Owned	5,000.00
40	Land	Land Freehold L349 Alexander Street	0.2458ha Admin Building	CK-MOR S W	Cocos (Keeling) Islands	Owned	490,000.00
40	Land	Land Crown L178 Sydney Highway	0.1222ha Cocos Club-Cyclone Shelter Plan 218318	CK-SYDH W	Cocos (Keeling) Islands	Owned	320,000.00
40	Land	Land Freehold Commercial L350 Alexander St	0.2025 ha Plan 42274 Fire Station	CK-ALX S W	Cocos (Keeling) Islands	Owned	10,000.00
40	Land	Land Crown L184 Sydney Highway	1.5168ha Light Industrial Area Plan 218318	CK-SYDH W	Cocos (Keeling) Islands	Owned	600,000.00
40	Land	Land Freehold Commercial L344 Alexander St	0.334ha Plan 42274 Power Station	CK-ALX S W	Cocos (Keeling) Islands	Owned	14,000.00
40	Land	Land Freehold Commercial L345 Barrack store	0.4128ha Plan 42274	CK-ALX S W	Cocos (Keeling) Islands	Owned	16,000.00
40	Land	Land Crown L187 Cnr Emden Walk and Alexander St	0.01137ha Mosque	CK-EMD W W	Cocos (Keeling) Islands	Owned	170,000.00
40	Land	Land Crown L336 William Keeling Crescent	0.1235ha Dory's Café Plan 27316	CK-WKC W	Cocos (Keeling) Islands	Owned	6,000.00
40	Land	Land Crown L125 25 Qantas Close	0.0773ha House 25	CK-QAN C W	Cocos (Keeling) Islands	Owned	300,000.00
40	Land	Land Crown L126 26 Qantas Close	0.224ha House 26	CK-QAN C W	Cocos (Keeling) Islands	Owned	625,000.00
40	Land	Land Crown L127 127 Air Force Road	0.1265ha House 27	CK-ARF R W	Cocos (Keeling) Islands	Owned	320,000.00
40	Land	Land Crown L131 31 Orion Road	0.1076ha House 31	CK-ORI C W	Cocos (Keeling) Islands	Owned	350,000.00
40	Land	Land Crown L135 135 Nelson Mandela Walk	0.1107ha House 35	CK-ARF R W	Cocos (Keeling) Islands	Owned	300,000.00
40	Land	Land Crown L143 43 Beacon Heights Road	0.0974ha House 43	CK-BHR W	Cocos (Keeling) Islands	Owned	325,000.00
40	Land	Land Crown L147 47 Beacon Heights Road	0.0971ha House 47	CK-BHR W	Cocos (Keeling) Islands	Owned	325,000.00
40	Land	Land Crown L150 50 Beacon Heights Road	0.1ha House 50	CK-BHR W	Cocos (Keeling) Islands	Owned	300,000.00
40	Land	Land Crown L192 192 Nelson Mandela Walk	0.1219ha House 24	CK-ARF R W	Cocos (Keeling) Islands	Owned	325,000.00
40	Land	Land Crown L209 Alexander Street	4.1198ha Bureau of Meteorology Weather Station	CK-ALX S W	Cocos (Keeling) Islands	Owned	120,000.00
40	Land	Land Commercial L182 William Keeling Crescent	0.2001 ha Plan 218319 West Island Clinic	CK-WKC W	Cocos (Keeling) Islands	Owned	10,000.00
40	Land	Land Crown L119 19 William Keeling Crescent	0.0864ha House 19	CK-WKC W	Cocos (Keeling) Islands	Owned	300,000.00
40	Land	Land Crown L132 132 Air Force Road	0.1366ha House 32	CK-ARF R W	Cocos (Keeling) Islands	Owned	375,000.00
40	Land	Land Crown L141 William Keeling Crescent	0.1044ha House 41	CK-ARF R W	Cocos (Keeling) Islands	Owned	200,000.00
40	Land	Land Crown L169 169 Nelson Mandela Walk	1.1433ha High School	CK-ARF R W	Cocos (Keeling) Islands	Owned	45,000.00
40	Land	Land Crown L103 3 Qantas Close	0.0802ha House 3	CK-QAN C W	Cocos (Keeling) Islands	Owned	310,000.00
40	Land	Land Crown L108 8 William Keeling Crescent	0.095ha House 8	CK-WKC W	Cocos (Keeling) Islands	Owned	285,000.00
40	Land	Land Crown L111 11 William Keeling Crescent	0.1078ha House 11	CK-WKC W	Cocos (Keeling) Islands	Owned	325,000.00
40	Land	Land Crown L114 14 William Keeling Crescent	0.1018ha House 14	CK-WKC W	Cocos (Keeling) Islands	Owned	325,000.00
40	Land	Land Crown L124 124 Nelson Mandela Walk	0.0966ha House 23	CK-ARF R W	Cocos (Keeling) Islands	Owned	275,000.00
40	Land	Land Crown L138 138 Nelson Mandela Walk	0.1144ha House 38	CK-ORI C W	Cocos (Keeling) Islands	Owned	225,000.00
40	Land	Land Crown L139 139 Nelson Mandela Walk	0.1805 ha House 39	CK-ARF R W	Cocos (Keeling) Islands	Owned	315,000.00
40	Land	Land Crown L140 140 Nelson Mandela Walk	0.1262ha House 40	CK-ARF R W	Cocos (Keeling) Islands	Owned	200,000.00
40	Land	Land Crown L144 44 Beacon Heights Road	0.091ha House 44	CK-BHR W	Cocos (Keeling) Islands	Owned	285,000.00
40	Land	Land Crown L151 51 Beacon Heights Road	0.0946ha House 51	CK-BHR W	Cocos (Keeling) Islands	Owned	325,000.00
40	Land	Land Crown L153 53 Beacon Heights Road	0.1069ha House 53	CK-BHR W	Cocos (Keeling) Islands	Owned	335,000.00
40	Land	Land Crown L155 55 Beacon Heights Road	0.1046ha House 55	CK-BHR W	Cocos (Keeling) Islands	Owned	330,000.00
40	Land	Land Crown L156 56 Beacon Heights Road	0.1234ha House 56	CK-BHR W	Cocos (Keeling) Islands	Owned	320,000.00
40	Land	Land Crown L159 59 Beacon Heights Road	0.0819ha House 59	CK-BHR W	Cocos (Keeling) Islands	Owned	300,000.00
40	Land	Land Crown L146 46 Beacon Heights Road	0.0825ha House 46 (01-10-2002)	CK-BHR W	Cocos (Keeling) Islands	Owned	275,000.00
40	Land	Land Crown L128 128 Nelson Mandela Walk	0.0991ha House 28	CKI-ISHOME	Cocos (Keeling) Islands	Owned	275,000.00
40	Land	Land Freehold Commercial L348 Sydney Highway	0.1268ha Pn 42274 Museum-Tourist Bureau (Airport)	CK-SYDH W	Cocos (Keeling) Islands	Owned	320,000.00
40	Land	Land Freehold Commercial L347 Alexander St	0.1632ha Plan 42274 Airport Apron Access	CK-ALX S W	Cocos (Keeling) Islands	Owned	8,000.00
40	Land	Land Freehold Commercial L343 Alexander St	0.192ha Plan 42274 Waste Water Treatment Plant	CK-ALX S W	Cocos (Keeling) Islands	Owned	10,000.00
40	Land	Land Crown Vacant L323 Alexander St	0.1032841ha Industrial Lot	CK-ALX S W	Cocos (Keeling) Islands	Owned	5,000.00
40	Land	Land Crown L179 Sydney Highway	0.9209ha Sports Ground Plan 218318	CK-SYDH W	Cocos (Keeling) Islands	Owned	35,000.00
40	Land	Land Crown L327 Sydney Highway	21.1459ha Quarantine Station	CK-SYDH W	Cocos (Keeling) Islands	Owned	420,000.00
40	Land	Land Crown Recreation L170 170 Nelson Mandela Walk	0.6991ha Tennis Courts	CKI-ISHOME	Cocos (Keeling) Islands	Owned	28,000.00
40	Land	Land Freehold L335 Sydney Highway	1.2311ha Public Toilets and Bus Shelter Plan 42276	CK-SYDH W	Cocos (Keeling) Islands	Owned	35,000.00
40	Land	Land Crown L198 Beacon Heights Road	0.0126ha Pedestrian Access Way (22-10-1996)	CK-BHR W	Cocos (Keeling) Islands	Owned	2,000.00
40	Land	Land Crown L197 Beacon Heights Road	0.0165ha Pedestrian Access Way (22-10-1996)	CK-BHR W	Cocos (Keeling) Islands	Owned	2,000.00
40	Land	Land Freehold L3006 Buffet Close	0.0136ha Public Access Way (10-01-2006) Plan 44688	CK-BUF C W	Cocos (Keeling) Islands	Owned	2,000.00
40	Land	Land Crown L199 Sydney Highway	0.01ha Pedestrian Access Way Plan 218318	CK-SYDH W	Cocos (Keeling) Islands	Owned	2,000.00
40	Land	Land Freehold Vacant L340 Beacon Heights Road	0.1339ha former Telecom site (15-06-2004)	CK-BHR W	Cocos (Keeling) Islands	Owned	350,000.00
40	Land	Land Crown L202 Sydney Highway	11.2108ha CAA Transmitter Site plan 218218	CK-SYDH W	Cocos (Keeling) Islands	Owned	220,000.00
40	Land	Land Crown L206 Sydney Highway	3.2022ha Transmitter Site Plan 218218	CK-SYDH W	Cocos (Keeling) Islands	Owned	65,000.00
40	Land	Land Crown L207 Sydney Highway	2.4285ha Transmitter Site Plan 218218	CK-SYDH W	Cocos (Keeling) Islands	Owned	50,000.00
40	Land	Land Crown L334 Sydney Highway	0.7351ha Sea Container Landing Area Plan 40839	CK-SYDH W	Cocos (Keeling) Islands	Owned	20,000.00
40	Land	Land Crown L319 Sydney Highway	0.0118ha Satellite Dish Site Plan 191375	CK-SYDH W	Cocos (Keeling) Islands	Owned	2,000.00
40	Land	Land Crown L33 Sydney Highway	0.009ha Transformer Site Plan 40839	CK-SYDH W	Cocos (Keeling) Islands	Owned	2,000.00
40	Land	Land Crown L168 Jalan Bunga Kangkong	0.007484 Plan 218313 Transformer Site-Hajidun Lane	CKI-ISHOME	Cocos (Keeling) Islands	Owned	2,000.00

Asset.Cl	Type	Description	Size (Hectare)	Current.Location	Location	Owned/Leased	WDV as on 31/01/2016
40	Land	Land Crown L313 Buffett Close	0.0035ha Transformer Site Plan 218315	CK-SYDH W	Cocos (Keeling) Islands	Owned	2,000.00
40	Land	Land Crown L176 176 Nelson Mandela Walk	0.013ha Transformer Site	CKI-ISHOME	Cocos (Keeling) Islands	Owned	2,000.00
40	Land	Land Freehold Commercial L346 Alexander St	0.0042ha Plan 42274 Water Supply Bore Site	CK-ALX S W	Cocos (Keeling) Islands	Owned	2,000.00
40	Land	Land Freehold Reserve L342 South Road	8.2462ha Plan 42274 Foreshore-Coral Extraction	CKI-ISHOME	Cocos (Keeling) Islands	Owned	165,000.00
40	Land	Land Crown L167 Foreshore Reserve	3.4881ha	CKI-ISHOME	Cocos (Keeling) Islands	Owned	80,000.00
40	Land	Land Crown L329 Sydney Highway	0.0333ha Foreshore-Marsh-Old Ant. Site Plan 219652	CK-SYDH W	Cocos (Keeling) Islands	Owned	3,000.00
40	Land	Land Crown L221 William Keeling Crescent	0.0015ha Memorial Site Plan 218319	CK-WKC W	Cocos (Keeling) Islands	Owned	2,000.00
40	Land	Land Crown L222 Sydney Highway	0.0039ha Memorial Site Plan 218316	CK-SYDH W	Cocos (Keeling) Islands	Owned	2,000.00
40	Land	Land Crown L328 Sydney Highway	10.2826ha Transmitter Site Plan 219652	CK-SYDH W	Cocos (Keeling) Islands	Owned	200,000.00
40	Land	Land Crown L326 Sydney Highway	0.0277ha Airport Beacon Site Plan 219651	CK-SYDH W	Cocos (Keeling) Islands	Owned	3,000.00
40	Land	Land Freehold Vacant L3003 Sydney Highway	8.123ha Plan 44688	CK-SYDH W	Cocos (Keeling) Islands	Owned	160,000.00
40	Land	Land Crown Vacant L316 Sydney Highway	0.6758ha Plan 218315	CK-SYDH W	Cocos (Keeling) Islands	Owned	25,000.00
40	Land	Land Freehold Vacant L3004 14 Buffet Close	0.0624ha (10-01-2006)	CK-BUF C W	Cocos (Keeling) Islands	Owned	3,000.00
40	Land	Land Freehold Vacant L3005 18 Buffet Close	0.0835ha (10-01-2006)	CK-BUF C W	Cocos (Keeling) Islands	Owned	4,000.00
40	Land	Land Crown L331 Lagoon	4.9875ha Lagoon Former Clam Extraction Site	CKI-ISHOME	Cocos (Keeling) Islands	Owned	100,000.00
40	Land	Land Crown L332 Lagoon	5ha Lagoon Former Clam Extraction Site	CKI-ISHOME	Cocos (Keeling) Islands	Owned	100,000.00
40	Land	Land Crown Reserve L338 Jalan Pantai	0.6524ha Plan 27660 Oceania House Foreshore	CKI-ISHOME	Cocos (Keeling) Islands	Owned	25,000.00
40	Land	Land Crown Reserve L339 Jalan Kipas	2.2566382ha Plan 27660 Oceania House Gardens	CKI-ISHOME	Cocos (Keeling) Islands	Owned	65,000.00
40	Land	Land Freehold L1 5 Buffet Close	0.0675ha (10-01-2006)	CK-BUF C W	Cocos (Keeling) Islands	Owned	180,000.00
40	Land	Land Freehold L3 11 Buffet Close	0.0674ha (10-01-2006)	CK-BUF C W	Cocos (Keeling) Islands	Owned	180,000.00
40	Land	Land Freehold L4 13 Buffet Close	0.0675ha (10-01-2006)	CK-BUF C W	Cocos (Keeling) Islands	Owned	180,000.00
40	Land	Land Freehold L10 25 Buffet Close	0.0871ha (10-01-2006)	CK-BUF C W	Cocos (Keeling) Islands	Owned	200,000.00
40	Land	Land Freehold L11 27 Buffet Close	0.0933ha (10-01-2006)	CK-BUF C W	Cocos (Keeling) Islands	Owned	208,000.00
40	Land	Land Freehold L14 33 Buffet Close	0.065ha (10-01-2006)	CK-BUF C W	Cocos (Keeling) Islands	Owned	176,000.00
40	Land	Land Freehold L18 41 Buffet Close	0.065ha (10-01-2006)	CK-BUF C W	Cocos (Keeling) Islands	Owned	176,000.00
40	Land	Land Crown	0.3692ha Portion 96b1	NI-BUMBORA	Norfolk Island	Owned	9,000.00
40	Land	Land Crown Reserve School Drumsite	1.118ha L415 282 Murray Road	CI-DRM MR	Christmas Island	Owned	55,000.00
40	Land	Land Crown Reserve School Drumsite	2.3271578ha L472 472 Murray Road	CI-DRM MR	Christmas Island	Owned	115,000.00
40	Land	Land Crown Lease Waterfall	18.6245ha L3052 Golf Course Road	CI-WF GCR	Christmas Island	Owned	0.01
40	Land	Land Reserve	28.26ha Block 152	JBT-VILLAG	Jervis Bay Territory	Owned	1,000,000.00
40	Land	Land Residential Jervis Bay	811m2 Block 124 50 Village Road	JBT-VILLAG	Jervis Bay Territory	Owned	220,000.00
40	Land	Land Commercial Leasehold Jervis Bay	1.214ha Block 9 Ellmoos LNo9	N-JERVIS	Jervis Bay Territory	Owned	271,000.00
40	Land	Land Commercial Leasehold Jervis Bay	1.219ha Block 10 Kullindi LNo10	N-JERVIS	Jervis Bay Territory	Owned	315,000.00
40	Land	Land Commercial Leasehold Jervis Bay	4046m2 Block 11 Ardath LNo11	N-JERVIS	Jervis Bay Territory	Owned	190,000.00
40	Land	Land Commercial Leasehold Jervis Bay	Block 13 LNo13	N-JERVIS	Jervis Bay Territory	Owned	340,000.00
40	Land	Land Commercial Leasehold Jervis Bay	4.525ha Block 14 Christian's Minde LNo14	N-JERVIS	Jervis Bay Territory	Owned	519,000.00
40	Land	Land Commercial Leasehold Jervis Bay	9170m2 Block 28 Lumeah LNo28	N-JERVIS	Jervis Bay Territory	Owned	384,000.00
40	Land	Land Commercial Leasehold Jervis Bay	7470m2 Block 237 Railways Union (PTU) Camp LNo37	N-JERVIS	Jervis Bay Territory	Owned	550,000.00
40	Land	Land Commercial Leasehold Jervis Bay	4063m2 Block 41 LNo41	N-JERVIS	Jervis Bay Territory	Owned	153,000.00
40	Land	Land Commercial Leasehold Jervis Bay	1200m2 Block 95 Jervis Bay Supermarket LNo95	JBT-VILLAG	Jervis Bay Territory	Owned	297,000.00
40	Land	Land Commercial Leasehold Jervis Bay	8113m2 block 115 Canberra Uni Field Station LNo115	N-JERVIS	Jervis Bay Territory	Owned	211,000.00
40	Land	Land Commercial Jervis Bay	1.693ha Block 153 Administration Building	JBT-VILLAG	Jervis Bay Territory	Owned	425,000.00
40	Land	Land Residential Jervis Bay	806m2 Block 125 52 Village Road	JBT-VILLAG	Jervis Bay Territory	Owned	220,000.00
40	Land	Land Residential Jervis Bay	708m2 Block 126 54 Village Road	JBT-VILLAG	Jervis Bay Territory	Owned	220,000.00
40	Land	Land Residential Jervis Bay	700m2 Block 127 56 Village Road	JBT-VILLAG	Jervis Bay Territory	Owned	220,000.00
40	Land	Land Residential Jervis Bay	603m2 Block 128 60 Village Road	JBT-VILLAG	Jervis Bay Territory	Owned	220,000.00
40	Land	Land Residential Jervis Bay	835m2 Block 129 62 Village Road	JBT-VILLAG	Jervis Bay Territory	Owned	240,000.00
40	Land	Land Residential Jervis Bay	876m2 Block 130 64 Village Road	JBT-VILLAG	Jervis Bay Territory	Owned	260,000.00
40	Land	Land Residential Jervis Bay	835m2 Block 131 66 Village Road	JBT-VILLAG	Jervis Bay Territory	Owned	460,000.00
40	Land	Land Residential Jervis Bay	816m2 Block 132 68 Village Road	JBT-VILLAG	Jervis Bay Territory	Owned	260,000.00
40	Land	Land Residential Jervis Bay	738m2 Block 149 69 Village Road	JBT-VILLAG	Jervis Bay Territory	Owned	260,000.00
40	Land	Land Residential Jervis Bay	804m2 Block 133 70 Village Road	JBT-VILLAG	Jervis Bay Territory	Owned	260,000.00
40	Land	Land Residential Jervis Bay	800m2 Block 148 71 Village Road	JBT-VILLAG	Jervis Bay Territory	Owned	340,000.00
40	Land	Land Residential Jervis Bay	748m2 Block 134 72 Village Road	JBT-VILLAG	Jervis Bay Territory	Owned	300,000.00
40	Land	Land Residential Jervis Bay	793m2 Block 147 73 Village Road	JBT-VILLAG	Jervis Bay Territory	Owned	340,000.00
40	Land	Land Residential Jervis Bay	739m2 block 135 74 Village Road	JBT-VILLAG	Jervis Bay Territory	Owned	300,000.00
40	Land	Land Residential Jervis Bay	628m2 Block 146 75 Village Road	JBT-VILLAG	Jervis Bay Territory	Owned	340,000.00
40	Land	Land Residential Jervis Bay	735m2 Block 136 76 Village Road	JBT-VILLAG	Jervis Bay Territory	Owned	280,000.00
40	Land	Land Residential Jervis Bay	750m2 Block 137 78 Village Road	JBT-VILLAG	Jervis Bay Territory	Owned	240,000.00
40	Land	Land Residential Jervis Bay	790m2 Block 145 79 Village Road	JBT-VILLAG	Jervis Bay Territory	Owned	280,000.00

Asset.Cl	Type	Description	Size (Hectare)	Current.Location	Location	Owned/Leased	WDV as on 31/01/2016
40	Land	Land Residential Jervis Bay	757m2 Block 138 80 Village Road	JBT-VILLAG	Jervis Bay Territory	Owned	220,000.00
40	Land	Land Residential Jervis Bay	813m2 Block 144 81 Village Road	JBT-VILLAG	Jervis Bay Territory	Owned	260,000.00
40	Land	Land Residential Jervis Bay	738m2 block 139 82 Village Road	JBT-VILLAG	Jervis Bay Territory	Owned	220,000.00
40	Land	Land Residential Jervis Bay	791m2 Block 143 83 Village Road	JBT-VILLAG	Jervis Bay Territory	Owned	220,000.00
40	Land	Land Residential Jervis Bay	760m2 Block 140 84 Village Road	JBT-VILLAG	Jervis Bay Territory	Owned	220,000.00
40	Land	Land Residential Jervis Bay	793m2 Block 142 85 Village Road	JBT-VILLAG	Jervis Bay Territory	Owned	220,000.00
40	Land	Land Residential Jervis Bay	748m2 Block 141 86 Village Road	JBT-VILLAG	Jervis Bay Territory	Owned	220,000.00
40	Land	Land Commercial Leasehold Jervis Bay	4047m2 Block 12 Pamir LN012	N-JERVIS	Jervis Bay Territory	Owned	235,000.00
40	Land	Land Crown	1.098ha Portion 109a (rem)	N-NORFOLK	Norfolk Island	Owned	141,000.00
40	Land	Land Crown Residential	0.3895ha Portion 152d2	N-NORFOLK	Norfolk Island	Owned	49,000.00
40	Land	Land Crown	5.235ha Portion 65e2	N-NORFOLK	Norfolk Island	Owned	322,000.00
40	Land	Land Crown	7.332ha Portion 81b	N-NORFOLK	Norfolk Island	Owned	6,000.00
40	Land	Land Crown	5.194ha Portion 79a	N-NORFOLK	Norfolk Island	Owned	6,000.00
40	Land	Land Crown	5.254ha Portion 79b	N-NORFOLK	Norfolk Island	Owned	157,000.00
40	Land	Land Crown	1.343ha Portion 81j	N-NORFOLK	Norfolk Island	Owned	3,000.00
40	Land	Land Crown	6.895ha Portion 145c	N-NORFOLK	Norfolk Island	Owned	352,000.00
40	Land	Land Crown	10.05ha Portion 67a	N-NORFOLK	Norfolk Island	Owned	248,000.00
40	Land	Land Crown	17.706ha Portion 176a1	N-NORFOLK	Norfolk Island	Owned	10,000.00
40	Land	Land Crown Golf Club	0.2539ha Portion 67	N-NORFOLK	Norfolk Island	Owned	75,000.00
40	Land	Crown Land Lot No 23 Middlegate	0.2143ha L23	NI-MIDDLEG	Norfolk Island	Owned	68,000.00
40	Land	Land Crown Vacant Middlegate	0.2267ha L24	NI-MIDDLEG	Norfolk Island	Owned	71,000.00
40	Land	Land Crown	1.136ha L54	N-NORFOLK	Norfolk Island	Owned	226,000.00
40	Land	Land Crown	1.538ha L55	NI-CASCADE	Norfolk Island	Owned	141,000.00
40	Land	Land Crown Middlegate	0.4622ha L50	NI-MIDDLEG	Norfolk Island	Owned	113,000.00
40	Land	Land Crown Vacant	0.1619ha L52	NI-MIDDLEG	Norfolk Island	Owned	51,000.00
40	Land	Land Crown Forestry Middlegate	0.2049ha L67 Portion 54c1 Section 6	NI-MIDDLEG	Norfolk Island	Owned	26,000.00
40	Land	Land Crown Forestry Middlegate	0.2023ha L66 Portion 54c2 Section 6	NI-MIDDLEG	Norfolk Island	Owned	25,000.00
40	Land	Land Crown Forestry Middlegate	0.1912ha L65 Portion 54c3 Section 6	NI-MIDDLEG	Norfolk Island	Owned	24,000.00
40	Land	Land Crown Forestry Middlegate	0.2031ha L64 Portion 54c4 Section 6	NI-MIDDLEG	Norfolk Island	Owned	25,000.00
40	Land	Land Crown Forestry Middlegate	0.2031ha L63 Portion 54c5 Section 6	NI-MIDDLEG	Norfolk Island	Owned	25,000.00
40	Land	Land Crown Forestry Middlegate	0.2023ha L62 Portion 54c6 Section 6	NI-MIDDLEG	Norfolk Island	Owned	25,000.00
40	Land	Land Crown Forestry Middlegate	0.2023ha L61 Portion 54c7 Section 6	NI-MIDDLEG	Norfolk Island	Owned	25,000.00
40	Land	Land Crown Forestry Middlegate	0.2279ha L60 Portion 54c8 Section 6	NI-MIDDLEG	Norfolk Island	Owned	28,000.00
40	Land	Land Crown Forestry Middlegate	0.2049ha L57 Portion 57c11 Section 6	NI-MIDDLEG	Norfolk Island	Owned	26,000.00
40	Land	Land Crown Forestry Middlegate	0.2023 L56 Portion 54c12 Section 6	NI-MIDDLEG	Norfolk Island	Owned	25,000.00
40	Land	Land Crown Forestry Middlegate	0.2023 L55 Portion 54c13 Section 6	NI-MIDDLEG	Norfolk Island	Owned	25,000.00
40	Land	Land Crown Forestry Middlegate	0.2023ha L54 Portion 54c14	NI-MIDDLEG	Norfolk Island	Owned	25,000.00
40	Land	Land Crown Forestry Middlegate	6.687ha Portion L70 54c15 Section 6	N-NORFOLK	Norfolk Island	Owned	191,000.00
40	Land	Land Crown Anson Bay	2.764ha Portion 110a2	NI-ANSOBAY	Norfolk Island	Owned	276,000.00
40	Land	Land Crown Anson Bay	2.349ha Portion 110a3	NI-ANSOBAY	Norfolk Island	Owned	235,000.00
40	Land	Land Crown Anson Bay	2.468ha Portion 110a4	NI-ANSOBAY	Norfolk Island	Owned	247,000.00
40	Land	Land Crown Anson Bay	2.032ha Portion 110a5	NI-ANSOBAY	Norfolk Island	Owned	244,000.00
40	Land	Land Crown Anson Bay	2.038ha Portion 110a6	NI-ANSOBAY	Norfolk Island	Owned	245,000.00
40	Land	Land Crown Anson Bay	0.01051ha Portion 110a7	NI-ANSOBAY	Norfolk Island	Owned	42,000.00
40	Land	Land Crown	7.187ha Portion 155g	N-NORFOLK	Norfolk Island	Owned	133,000.00
40	Land	Land Crown	10.81ha Portion 64b	N-NORFOLK	Norfolk Island	Owned	182,000.00
40	Land	Land Crown	0.4038ha Portion 65d1	N-NORFOLK	Norfolk Island	Owned	44,000.00
40	Land	Land Crown Middlegate	0.1819ha L38	NI-MIDDLEG	Norfolk Island	Owned	4,000.00
40	Land	Land Crown	2.851ha Portion 100f	N-NORFOLK	Norfolk Island	Owned	428,000.00
40	Land	Land Crown Middlegate	0.2248ha L32	NI-MIDDLEG	Norfolk Island	Owned	71,000.00
40	Land	Land Crown Middlegate	0.2155ha L33 Radio and Space Services	NI-MIDDLEG	Norfolk Island	Owned	68,000.00
40	Land	Crown Land Lot No 8 Middlegate	0.2427ha L8	NI-MIDDLEG	Norfolk Island	Owned	4,000.00
40	Land	Land Crown	12.69ha Portion 85	N-NORFOLK	Norfolk Island	Owned	500,000.00
40	Land	Land Crown	0.439ha Portion 48a Fuel Tanks	N-NORFOLK	Norfolk Island	Owned	108,000.00
40	Land	Land Crown Wives and Mothers Club Middlegate	0.2198ha L59 Portion 54c9 Section 6	NI-MIDDLEG	Norfolk Island	Owned	11,000.00
40	Land	Land Crown	11.15ha Portion 80a	N-NORFOLK	Norfolk Island	Owned	160,000.00
40	Land	Land Crown	4.725ha Portion 65d2	N-NORFOLK	Norfolk Island	Owned	6,000.00
40	Land	Land Crown	0.8624ha Portion 149m	N-NORFOLK	Norfolk Island	Owned	5,000.00
40	Land	Land Crown	9.116ha Portion 79i	N-NORFOLK	Norfolk Island	Owned	173,000.00
40	Land	Land Crown	1.383ha Portion 179a1	N-NORFOLK	Norfolk Island	Owned	8,000.00

Asset.Cl	Type	Description	Size (Hectare)	Current.Location	Location	Owned/Leased	WDV as on 31/01/2016
40	Land	Land Crown	2.46ha Portion 149b	N-NORFOLK	Norfolk Island	Owned	96,000.00
40	Land	Land Crown Cascade	0.1618ha Portion 170	NI-CASCADE	Norfolk Island	Owned	12,000.00
40	Land	Land Crown	0.3495ha Portion 162	N-NORFOLK	Norfolk Island	Owned	26,000.00
40	Land	Land Crown Watermill Valley	2.023ha Portion 80b4	NI-WATMILV	Norfolk Island	Owned	101,000.00
40	Land	Land Crown	1.413ha Portion 17d3	N-NORFOLK	Norfolk Island	Owned	106,000.00
40	Land	Land Crown	0.0927ha Portion 76i1	NI-BUMBORA	Norfolk Island	Owned	42,000.00
40	Land	Land Crown	6.686ha Portion 67n	NI-KINGSTO	Norfolk Island	Owned	412,000.00
40	Land	Land Crown	1.5049ha Portion 149d	N-NORFOLK	Norfolk Island	Owned	64,000.00
40	Land	Land Reserve Public Anson Bay	4.45ha	NI-ANSOBAY	Norfolk Island	Owned	111,000.00
40	Land	Land Reserve Public Ball Bay	20.73ha	NI-BALLBAY	Norfolk Island	Owned	434,000.00
40	Land	Land Reserve Public Bumbora	5.50ha	NI-BUMBORA	Norfolk Island	Owned	138,000.00
40	Land	Land Reserve Public Cascade Reserve	22.58ha with Amenities	NI-CASCADE	Norfolk Island	Owned	339,000.00
40	Land	Land Reserve Public Headstone Reserve	9.85ha	NI-HDSTRES	Norfolk Island	Owned	172,000.00
40	Land	Land Crown Reserve Public Middleridge	0.1990ha L58 Portion 54c10 Section 6	NI-MIDDLEG	Norfolk Island	Owned	25,000.00
40	Land	Land Crown Reserve Public Nepean Island	10ha	NI-NEPEISL	Norfolk Island	Owned	100,000.00
40	Land	Land Crown Reserve Public Point Ross	7.95ha	N-NORFOLK	Norfolk Island	Owned	159,000.00
40	Land	Land Reserve Public Quarantine	9.87ha	N-NORFOLK	Norfolk Island	Owned	177,000.00
40	Land	Land Reserve Public KAHVA Hundred Acres (Rocky Pt)	22.24ha	NI-ROCKYPT	Norfolk Island	Owned	445,000.00
40	Land	Land Reserve Public Selwyn Recreational	21.21ha	NI-SELWYNR	Norfolk Island	Owned	424,000.00
40	Land	Land Crown Reserve Public Stock	0.6464ha L2 Section 28	N-NORFOLK	Norfolk Island	Owned	48,000.00
40	Land	Land Reserve Public Two Chimneys	9.988ha Portion 1 Picnic Area Amenities	N-NORFOLK	Norfolk Island	Owned	200,000.00
40	Land	Land Reserve Public KAHVA Cemetery	2.181ha L15 Section 4	N-NORFOLK	Norfolk Island	Owned	87,000.00
40	Land	Land Reserve Public KAHVA Government House	7.35ha L12 Section 4	NI-KINGSTO	Norfolk Island	Owned	368,000.00
40	Land	Land Reserve Public KAHVA Kingston Recreational	4.57ha L11 Section 4	NI-KINGSTO	Norfolk Island	Owned	229,000.00
40	Land	Land Reserve Public KAHVA Point Hunter	30.91ha L13 Section 4 Golf Course	NI-KINGSTO	Norfolk Island	Owned	618,000.00
40	Land	Land Reserve Public KAHVA War Memorial	0.0079ha L10 Section 4	NI-KINGSTO	Norfolk Island	Owned	1,000.00
40	Land	Land Reserve Public Two Chimneys	4.045ha L11b	N-NORFOLK	Norfolk Island	Owned	81,000.00
40	Land	Land Reserve Public KAHVA Kingston Common	4.723ha Portion 50	N-NORFOLK	Norfolk Island	Owned	118,000.00
40	Land	Land Crown Reserve Airport	29.1076ha Airport Beacon Site	CI-ARPT	Christmas Island	-	-
40	Land	Land Crown Vacant Airport	1.6394ha Future road reserve	CI-ARPT	Christmas Island	-	-
40	Land	Land Crown Reserve Airport	7.7949ha Airport reserve	CI-ARPT	Christmas Island	-	-
40	Land	Land Crown Reserve Phosphate Hill	0.324ha 517 Hawks Rd Transmitter	CI	Christmas Island	-	-
40	Land	Land Crown Unallocated Stronach Knoll	544.684ha UCL Stronah Knoll	CI	Christmas Island	-	-
40	Land	Land Crown Residential Settlement	0.0662ha 117 Gaze Road	CI	Christmas Island	-	-
40	Land	Land Crown Residential Settlement	0.0529ha 117A Gaze Road	CI	Christmas Island	-	-
40	Land	Land Crown Reserve Poon Saan	0.0285ha 53 Sweetland Cct	CI-TS MR	Christmas Island	-	-
40	Land	Land Crown Reserve Strata Settlement	0.062ha Parking and access Gaze Road	CI-STL GR	Christmas Island	-	-
40	Land	Land Crown Reserve Settlement	0.2965ha Catholic Chrch	CI-STL CR	Christmas Island	-	-
40	Land	Land Crown Unallocated Former Mining Lease	4.215ha UCL next to ML102	CI	Christmas Island	-	-
40	Land	Land Crown Reserve Drumsite	5.5982ha Reserve CIP Dryers and Horticulture Zone	CI	Christmas Island	-	-
40	Land	Land Crown Reserve Northwest Point	1.7971ha Northwest Point IDC Access	CI	Christmas Island	-	-
40	Land	Land Crown Reserve Quarry Road	0.5908ha Quarry Road IOTPS Depot	CI	Christmas Island	-	-
40	Land	Land Crown Reserve Poon Saan	0.5795ha Poon Saan Compensation Basin	CI	Christmas Island	-	-
40	Land	Land Crown Reserve Smith Point	0.1689ha Part Lot 428 (Tai Jin House)	CI	Christmas Island	-	-
40	Land	Land Crown Reserve Smith Point	0.0644ha Part Lot 428 (Tai Jin House)	CI	Christmas Island	-	-
40	Land	Land Crown Reserve Kampong	0.1413ha Mosque 1 Jalan Masjid	CI-KPG JP	Christmas Island	-	-
40	Land	Land Crown Lease Drumsite	0.94573 L221 Drumsite	CI	Christmas Island	-	-
40	Land	Land Crown Lease Drumsite	0.9355 ha L222 Drumsite	CI	Christmas Island	-	-
40	Land	Land Freehold L110 Residential William Keeling Cr	0.1161ha Acquired from Aircservices 18.12.2014	CK-WKC W	Cocos (Keeling) Islands		280,000.00
40	Land	Land Reserve Jarvis Bay	1.786ha Block 151	JBT-VILLAG	Jervis Bay Territory	-	-
40	Land	Land Reserve Jarvis Bay	3069m2 Block 154 Telstra Facility	JBT-VILLAG	Jervis Bay Territory	-	-
40	Land	Land Crown Middlegate	0.2428 ha L28 Ionospheric	NI-MIDDLEG	Norfolk Island		153,000.00
40	Land	Land Reserve Public KAHVA Kingston Common	19.16ha L7 Section 4	NI-KINGSTO	Norfolk Island		515,000.00
40	Land	Land Crown NI Memorial Park	0.3328ha Portion 54c15 (rem) Section 6	N-NORFOLK	Norfolk Island		33,000.00
40	Land	Land Crown lease	14.177ha Portion	N-NORFOLK	Norfolk Island		8,000.00

[illegible]

Asset.	Type	Description	Asset.Add.Descr.	Location	Owned/Leased	WDV as on 31/01/2016
41	Buildings	Workshop Commercial 'Blacks Workshop'	Wooden Frame Steel Roof Window Shutters (1960)	Christmas Island	Owned	-
41	Buildings	Commercial Building Radio Station (VLU2)	Fibre Sheeting New Metal Clad Roof (1950)	Christmas Island	Owned	100,286.90
41	Buildings	Commercial Building Marine Workshop and Shed	Cement Render Green C-bond Shed Slid Door (1997)	Christmas Island	Owned	1,036,701.07
41	Buildings	Public Building Islamic School Storage andActivity	White Cement Walls Green Steel Clad Roof (1950)	Christmas Island	Owned	8,777.69
41	Buildings	Public Building Islamic School Main Building	White Cement Walls Green Steel Clad Roof (1950)	Christmas Island	Owned	159,609.96
41	Buildings	Abode Former Malay Quarters Blk 405	Steel Clad Roof Cement Walls (1950)	Christmas Island	Owned	19,541.42
41	Buildings	Abode Former Malay Quarters Blk 404	Steel Clad Roof Cement Walls (1950)	Christmas Island	Owned	31,380.39
41	Buildings	Commercial Building Malay Club	Weatherboard Blue Steel Clad Roof Green (1950)	Christmas Island	Owned	173,720.79
41	Buildings	Public Building Airport Terminal	Cement Sheet Eggshell Alum Slid Dr Tile Flr (1970)	Christmas Island	Owned	1,310,969.85
41	Buildings	Public Building Cricket Club	Colorbond Beige Green Roof Separate Annex (1950)	Christmas Island	Owned	208,607.21
41	Buildings	Commercial Building Radio and Transmitter	Cement Sheet Steel Clad Roof (1940)	Christmas Island	Owned	135,728.16
41	Buildings	Workshop 'United Motors'	Corrugated Iron Structure (1960)	Christmas Island	Owned	40,955.04
41	Buildings	Public Building Fire Station	Colorbond Sheds Cream Roller-Hinge Doors Red(1980)	Christmas Island	Owned	74,604.01
41	Buildings	Commercial Building Poon Saan Club	Masonry Cream Steel Roof Aluminium Windows (1940)	Christmas Island	Owned	253,632.35
41	Buildings	Commercial Building Neighbourhood Centre	Brick Red Steel Roof Timb Wind Amenities (1972)	Christmas Island	Owned	705,967.17
41	Buildings	Public Building Courthouse	Masonry Rendered Beige Steel Roof Timb Wind (1950)	Christmas Island	Owned	95,893.88
41	Buildings	Commercial Building Chin Literary Ass Noodle House	Masonry Walls Green Cement Sheet Roof (1945)	Christmas Island	Owned	198,041.70
41	Buildings	Commercial Building Christmas Island Club	Cement Sheet Walls Steel Clad Roof (1930)	Christmas Island	Owned	-
41	Buildings	Public Building Visitors Centre	Masonry Aqua Steel Roof Alum Wind-Doors Ver (1940)	Christmas Island	Owned	129,943.14
41	Buildings	Commercial Building Telephone Exchange	Masonry Cream Green Trim Steel Roof-Windows (1940)	Christmas Island	Owned	15,436.64
41	Buildings	Office Building Administration Offices No.20	Masonry Steel Roof Alum Window Timber Doors (1945)	Christmas Island	Owned	771,780.70
41	Buildings	Commercial Building Ex Printshop -Behind Admn Bldg	Masonry Steel Roof Alum Window Timber Doors (1945)	Christmas Island	Owned	20,497.73
41	Buildings	Public Building Australian Federal Police	Masonry Light Blue Steel Roof Covered Deck (1940)	Christmas Island	Owned	400,559.64
41	Buildings	Commercial Building Post Office	Masonry Cream Steel Roof Timb Wind Red Trim (1950)	Christmas Island	Owned	104,232.47
41	Buildings	Commercial Building Almas Café L299 5 Club Rd Stmt	Cement Sheet Green Steel Roof and Windows (1960)	Christmas Island	Owned	98,789.06
41	Buildings	Public Building Womens Refuge Centre	Masonry Pink Steel Roof Green Steel Windows (1945)	Christmas Island	Owned	61,375.66
41	Buildings	Office Building Gaseng Site Office	Masonry Walls Steel Roof (1950)	Christmas Island	Owned	2,490.36
41	Buildings	Workshop CIPA (ex Motor Workshop)	Open Walled Roof At End Of Warehouse (1940)	Christmas Island	Owned	77,443.48
41	Buildings	Office Building Customs-Quarantine	Colorbond Walls and Roof Cream Alum Wind (1950)	Christmas Island	Owned	1,393,062.37
41	Buildings	Workshop Central Area Lot 1	Metal Shed (1960)	Christmas Island	Owned	83,455.53
41	Buildings	Abode House MQ713 No.7 Jalan Ketam Merah	Masonry Yellow Steel Roof-Wind Pergola 3br (1955)	Christmas Island	Owned	71,943.85
41	Buildings	Abode House Donga 114 No.96 Gaze Road	Green Masonry Metal Roof Front Deck Shed 1br 1955	Christmas Island	Owned	50,978.60
41	Buildings	Abode House Donga 115 No.96 Gaze Road	Oyster Masonry Metal Roof Front Deck 1br 1955	Christmas Island	Owned	78,619.13
41	Buildings	Abode House Donga 116 No.96 Gaze Road	Oyster Masonry Metal Roof Front Deck 1br 1955	Christmas Island	Owned	47,448.43
41	Buildings	Abode House Donga 117 No.96 Gaze Road	Oyster Masonry Metal Roof Front Deck 1br 1955	Christmas Island	Owned	47,448.43
41	Buildings	Abode House Donga 118 No.96 Gaze Road	Green Masonry Metal Roof Front Deck 1br 1955	Christmas Island	Owned	47,448.43
41	Buildings	Abode House Donga 119 No.96 Gaze Road	Oyster Masonry Metal Roof Front Deck 1br 1955	Christmas Island	Owned	47,448.43
41	Buildings	Abode House Donga 120 No.96 Gaze Road	Green Masonry Metal Roof Front Deck 1br 1955	Christmas Island	Owned	47,448.43
41	Buildings	Abode House MQ14 No.6 Coconut Grove	Cream Weatherboard Metal Roof Verandah cbr 1935	Christmas Island	Owned	99,931.02
41	Buildings	Abode House MQ16 No.2 Triadic Crescent	Cream Weatherboard Metal Roof Verandah 2br 1935	Christmas Island	Owned	105,110.66
41	Buildings	Abode House MQ22 No.97 Gaze Road	Cream Masonry Fibre Cement Sheet Roof 3br 1955	Christmas Island	Owned	85,027.27
41	Buildings	Abode House MQ24 No.77 Gaze Road	Cream Masonry Fibre Cement Sheet Roof 2br 1955	Christmas Island	Owned	57,095.52
41	Buildings	Abode House MQ25 No.75 Gaze Road	Cream Masonry Fibre Cement Sheet Roof 2br 1955	Christmas Island	Owned	57,095.52
41	Buildings	Abode House MQ29 No.2 Rocky Point Crescent	Mushroom Masonry Fibre Cement Sheet Roof 3br 1950	Christmas Island	Owned	128,118.37
41	Buildings	Abode House MQ6 No.4 Rocky Point Crescent	Cream Weatherboard-Masonry Alum Roof 3br Ens 1935	Christmas Island	Owned	214,277.14
41	Buildings	Abode House MQ7 No.6 Rocky Point Crescent	Masonry Fibre Cement Sheet Roof 3br 1955	Christmas Island	Owned	89,303.14
41	Buildings	Abode House MQ339 No.57 Seaview Drive	Cream Weatherboard White Steel Roof Verandah 1993	Christmas Island	Owned	76,161.66
41	Buildings	Abode House MQ340 No.59 Seaview Drive	Cream Weatherboard Green Steel Roof Verandah 1993	Christmas Island	Owned	90,508.62
41	Buildings	Abode House MQ343 No.46 Seaview Drive	Cream Weatherboard Green Steel Roof Verandah 1995	Christmas Island	Owned	90,508.62
41	Buildings	Abode House MQ345 No.42 Seaview Drive	Khaki Colorbond Cladding and Roof Verandah 1995	Christmas Island	Owned	107,747.23
41	Buildings	Abode House MQ347 No.1 Seaview Drive	Cream Weatherboard Green Steel Roof Verandah 1995	Christmas Island	Owned	90,508.62
41	Buildings	Abode House MQ453 No.10 Guano Close	Cream Weatherboard Green Steel Roof Verandah 1995	Christmas Island	Owned	90,508.62
41	Buildings	Abode House MQ353 No.4 Guano Close	Khaki-Pink Colorbond Cladding-Roof Verandah 1995	Christmas Island	Owned	125,107.68
41	Buildings	Abode House MQ354 No.2 Seaview Drive	Cream Weatherboard Steel Roof Verandah 1995	Christmas Island	Owned	101,546.25
41	Buildings	Abode House MQ355 No.38 Seaview Drive	Cream Weatherboard Green Steel Roof Verandah 1995	Christmas Island	Owned	90,508.62

Asset.	Type	Description	Asset.Add.Descr.	Location	Owned/Leased	WDV as on 31/01/2016
41	Buildings	Abode House MQ357 No.34 Seaview Drive	Khaki Colorbond Cladding and Roof Verandah 1996	Christmas Island	Owned	188,602.29
41	Buildings	Abode House MQ360 No.31 Seaview Drive	White Weatherboard Steel Roof Verandah 1994	Christmas Island	Owned	76,161.66
41	Buildings	Abode House MQ362 No.35 Seaview Drive	White Weatherboard Steel Roof Verandah 1994	Christmas Island	Owned	76,161.66
41	Buildings	Abode House MQ363 No.37 Seaview Drive	White Weatherboard Steel Roof Verandah 1994	Christmas Island	Owned	90,508.62
41	Buildings	Abode House MQ364 No.39 Seaview Drive	Colorbond Cladding and Roof Beige Verandah 1996	Christmas Island	Owned	125,107.68
41	Buildings	Abode House MQ636 No.25 Seaview Drive	Steel Clad Walls and Roof Carport 3br 1973	Christmas Island	Owned	39,674.93
41	Buildings	Abode House MQ637 No.27 Seaview Drive	Steel Clad Walls and Roof Carport 3br 1973	Christmas Island	Owned	37,527.71
41	Buildings	Abode House MQ644 No.2 Sunset Place	Steel Clad Walls and Roof Carport 3br 1973	Christmas Island	Owned	37,527.71
41	Buildings	Abode House MQ680 No.2 Pai Chin Lu	Steel Clad Walls and Roof Carport 3br 1973	Christmas Island	Owned	37,527.71
41	Buildings	Abode House MQ683 No.8 Pai Chin Lu	Steel Clad Walls and Roof Carport 3br 1973	Christmas Island	Owned	37,527.71
41	Buildings	Abode Units Block A No.2 Arenga Close	Blue-Cream Colorbond Walls-Roof 2x2br 2x3br 1999	Christmas Island	Owned	675,157.62
41	Buildings	Abode Units Block B No.4 Arenga Close	Blue-Cream Colorbond Walls-Roof 2x2br 2x3br 1999	Christmas Island	Owned	675,157.62
41	Buildings	Abode Units Block C No.6 Arenga Close	Blue-Cream Colorbond Walls-Roof 2x2br 2x3br 1999	Christmas Island	Owned	675,157.62
41	Buildings	Abode Units Block D No.8 Arenga Close	Blue-Cream Colorbond Walls-Roof 2x2br 2x3br 1999	Christmas Island	Owned	675,157.62
41	Buildings	Abode Units Block E No.10 Arenga Close	Blue-Cream Colorbond Walls-Roof 2x2br 2x3br 1999	Christmas Island	Owned	675,157.62
41	Buildings	Abode Units Block F No.12 Arenga Close	Blue-Cream Colorbond Walls-Roof 2x2br 2x3br 1999	Christmas Island	Owned	675,157.62
41	Buildings	Abode Townhouse 2 Storey L1004 Silver City Road	Masonry Steel Roof Carport 4x2br 4x3br 1998	Christmas Island	Owned	1,199,818.36
41	Buildings	Abode House 2 Storey MQ366-A 27A Lam Lok Loh	White Weatherboard Steel Roof Timber Pergola 1997	Christmas Island	Owned	109,717.31
41	Buildings	Abode House 2 Storey MQ366-B 27B Lam Lok Loh	White Weatherboard Steel Roof Timber Pergola 1997	Christmas Island	Owned	109,717.31
41	Buildings	Amenities Toilet-Change Room Jalan Pantai	Masonry Steel Roof	Christmas Island	Owned	142,133.40
41	Buildings	Public Building High School L282 Murray Road	Masonry Steel Roof	Christmas Island	Owned	4,439,428.00
41	Buildings	Abode House 7A-7C L3036 Kong Wai Loh Lane	Beige Colorbond Clad Walls-Roof 3 x 3br	Christmas Island	Owned	938,428.49
41	Buildings	Abode Townhouse 2 Storey 1-9B L583 Jalan Pantai	Cement Sheet Walls Steel Roof Metal Deck 4x3br	Christmas Island	Owned	1,096,396.65
41	Buildings	Abode Townhouse 2 Storey 1-9A L583 Jalan Pantai	Cement Sheet Walls Steel Roof Metal Deck 6x3br	Christmas Island	Owned	1,776,568.64
41	Buildings	Public Building Childhood Centre L3049 92 Gaze Rd	Tom Patterson' Cream Masonry Steel Roof	Christmas Island	Owned	119,707.48
41	Buildings	Public Building Music Centre L273 62 Gaze Rd	Cream Rendered Brick Steel Roof and Windows 1950	Christmas Island	Owned	51,093.10
41	Buildings	Public Building Recreation Ctre L511 511 Exiles Pl	Brick Veneer Aluminium Roof	Christmas Island	Owned	7,571,666.82
41	Buildings	Shed Storage	Corrugated Steel with Sliding Door	Christmas Island	Owned	-
41	Buildings	Workshop Wharf Destuffing Area L638 Jalan Pantai	Steel Roof Back and 1 Side (1955)	Christmas Island	Owned	1,435.65
41	Buildings	Abode House MQ19 L144 8 Triadic Crescent	Green Masonry White Metal Roof Verandah 1955	Christmas Island	Owned	189,953.17
41	Buildings	Abode House 22A and 22B L524 Jalan Ketam Merah	White Iron Clad Walls and Roof Timber Deck 2000	Christmas Island	Owned	356,536.00
41	Buildings	Workshop Light Industrial L567 Plant Hill Road	Large Covered Shelters And Steel Clad Sheds	Christmas Island	Owned	-
41	Buildings	Workshop Warehouse L197 Gaze Road	Masonry with Steel Annex Steel Roof	Christmas Island	Owned	71,601.16
41	Buildings	Public Build Sen Citizen's Ctre L3031 San Chye Loh	Masonry Steel Roof	Christmas Island	Owned	22,822.10
41	Buildings	Commercial Building 'Cocos Padang' L560 42 Gaze Rd	Masonry Timber Windows-Doors Steel Roof 1955	Christmas Island	Owned	155,743.35
41	Buildings	Public Building Community Hall L430 Murray Road	2 Lvl Masonry Steel Roof-Windows 1 Lvl Annex 1970	Christmas Island	Owned	217,417.43
41	Buildings	Commercial Building Club House L492 Golf Course Rd	2 Storey Masonry Cement Sheet Steel Roof Deck 1990	Christmas Island	Owned	186,908.89
41	Buildings	Commercial Building Outdoor Cinema L431 PoonSaun Rd	Red Brick Steel Roof Amenities 2F2M Shop Scrn 1970	Christmas Island	Owned	78,845.78
41	Buildings	Public Building Skate Park L641 11 Gaze Road	Steel Warehouse with Weatherboard Annex 1965	Christmas Island	Owned	-
41	Buildings	Workshop Sewage Pumping Station L287 Jalan Pantai	Red Brick with Rendered Base Steel Roof 1994	Christmas Island	Owned	13,620.56
41	Buildings	Workshop Electrical Substation L293 Poon Saan Road	Masonry Cement Sheet Roof Timber Door Tx111 1994	Christmas Island	Owned	5,145.55
41	Buildings	Shed Storage L3055 Golf Course Road	Green Colorbond To The Right Of Clubhouse 2005	Christmas Island	Owned	135,315.45
41	Buildings	Shed Storage DecomFlat Site L201 Lorong Kampong Rd	Cement Sheet Walls Steel Roof Timber Windows 2001	Christmas Island	Owned	64,652.97
41	Buildings	Shed Storage DecomFlat Site L202 Lorong Kampong Rd	Cement Sheet Walls Steel Roof Timber Windows 2001	Christmas Island	Owned	90,514.16
41	Buildings	Public Building Temple L3030 San Chye Loh	Yellow Steel Roof 1955	Christmas Island	Owned	118,087.50
41	Buildings	Commercial Building Dive Club L573 Club Road	Olive Green Cement Sheet Walls Steel Roof 1955	Christmas Island	Owned	670.87
41	Buildings	Public Building Tai Jin House L428 Plan 219041	Masonry Timber Windows-Doors Steel Roof 1955	Christmas Island	Owned	639,249.86
41	Buildings	Public Building Fire Station L197 Jalan Masjid	Cream with Red Trim Fibro Cement Steel Clad Roof	Cocos (Keeling) Islands	Owned	-
41	Buildings	Abode House No.2 L102 2 Qantas Close	Cement Sheet Steel Roof 4br 1950s	Cocos (Keeling) Islands	Owned	-
41	Buildings	Abode House No.4 L104 4 Qantas Close	Cement Sheet Steel Roof 3br 1950s	Cocos (Keeling) Islands	Owned	-
41	Buildings	Abode House No.16 L116 16 William Keeling Crescent	Cement Sheet Steel Roof 3br 1950s	Cocos (Keeling) Islands	Owned	-
41	Buildings	Public Building Police Station L160 Air Force Road	Cement Sheet Steel Roof Court Room Det Garage Blue	Cocos (Keeling) Islands	Owned	818,859.97
41	Buildings	Public Building Child Care Ctr L337 Will Keel Cres	Cement Sheet Steel Roof Green	Cocos (Keeling) Islands	Owned	-
41	Buildings	Commercial Building Golf Club L175 Air Force Road	Cement Sheet Steel Roof Timber Deck Pergola Blue	Cocos (Keeling) Islands	Owned	-
41	Buildings	Office Building Administration L349 Alexander St	Cement Sheet Steel Roof Blue	Cocos (Keeling) Islands	Owned	-
41	Buildings	Commercial Building Cocos Club L178 Sydney Hwy	Brick Walls Asbestos Roof Hvy Duty Storm Shutters	Cocos (Keeling) Islands	Owned	2,691,185.18
41	Buildings	Shed Fire L350 Alexander St	Steel Single Auto Roller Dr Adjoining Fibro Annex	Cocos (Keeling) Islands	Owned	-

Asset.	Type	Description	Asset.Add.Descr.	Location	Owned/Leased	WDV as on 31/01/2016
41	Buildings	Workshop Light Indust Area L184 Sydney Highway	Steel Various Workshops	Cocos (Keeling) Islands	Owned	1,065,471.21
41	Buildings	Commercial Building Power Hse C L344 Alexander St	Red Brick Steel Roof	Cocos (Keeling) Islands	Owned	38,999.64
41	Buildings	Workshop Commercial L345 Barrack Store	Steel with Steel Clad Roof 2 x Double Doors	Cocos (Keeling) Islands	Owned	-
41	Buildings	Public Building Mosque L187 Cnr Emden and Alex. St	Weatherboard and Cement Sheet Steel Roof	Cocos (Keeling) Islands	Owned	-
41	Buildings	Public Building Café L336 William Keeling Crescent	Dory's Café' Cement Sheet Steel Roof Yellow Blue	Cocos (Keeling) Islands	Owned	-
41	Buildings	Workshop Marine Centre L242 Jalan Jukong	Steel Fabrication Double Doors	Cocos (Keeling) Islands	Owned	-
41	Buildings	Workshop Ammunition Store L209 Alexander Street	Concrete	Cocos (Keeling) Islands	Owned	-
41	Buildings	Abode House No.25 L125 25 Qantas Close	Cement Sheet Steel Roof 1br 1980s	Cocos (Keeling) Islands	Owned	-
41	Buildings	Abode House No.26 L126 26 Qantas Close	Cement Sheet Steel Roof 4br 1950s	Cocos (Keeling) Islands	Owned	-
41	Buildings	Abode House No.27 L127 127 Air Force Rd	Cement Sheet Steel Roof Verandah 2br Pink 1950s	Cocos (Keeling) Islands	Owned	-
41	Buildings	Abode House No.31 L131 31 Orion Road	Cement Sheet Steel Roof Verandah 3br 1950s	Cocos (Keeling) Islands	Owned	-
41	Buildings	Abode House No.35 L135 135 Nelson Mandela Walk	Cement Sheet Steel Roof Verandah 3br Yellow 1990s	Cocos (Keeling) Islands	Owned	-
41	Buildings	Abode House No.43 L143 143 Beacon Heights Road	Cement Sheet Steel Roof Verandah 3br 1970s	Cocos (Keeling) Islands	Owned	-
41	Buildings	Abode House No.47 L147 147 Beacon Heights Road	Cement Sheet Steel Roof Verandah 3br 1970s	Cocos (Keeling) Islands	Owned	-
41	Buildings	Abode House No.50 L150 150 Beacon Heights Road	Cement Sheet Steel Roof Verandah 3br 1970s	Cocos (Keeling) Islands	Owned	-
41	Buildings	Abode House No.24 L192 192 Nelson Mandela Walk	Cement Sheet Steel Roof Verandah 3br Yellow 1980s	Cocos (Keeling) Islands	Owned	-
41	Buildings	Office Building Weather Station L209 Alexander St	Cement Sheet Steel Roof Detached Filling Shed	Cocos (Keeling) Islands	Owned	-
41	Buildings	Public Building Airport Departures L341 Sydney Hwy	Fibre Cement Panel Walls Corrugated Roof	Cocos (Keeling) Islands	Owned	437,316.11
41	Buildings	Public Building Medical Clinic Jalan Masjid	Yellow Cement Sheet Walls Steel Clad Roof	Cocos (Keeling) Islands	Owned	963,588.86
41	Buildings	Public Building Medical Clinic William Keeling Cr	Yellow and Blue Cement Sheet Walls Steel Clad Roof	Cocos (Keeling) Islands	Owned	893,341.39
41	Buildings	Abode House Nurses Quarters 97 Jalan Mesjid	3br Yellow Cement Sheet Steel Clad Roof Cbond Shed	Cocos (Keeling) Islands	Owned	-
41	Buildings	Shed Storage 97 Jalan Mesjid	Green Colorbond approx 4mx2.5m Single Roller Door	Cocos (Keeling) Islands	Owned	14,698.06
41	Buildings	Abode House Nurses Quarters 98 Jalan Mesjid	3br Blue Cement Sheet Steel Clad Roof Cbond Shed	Cocos (Keeling) Islands	Owned	208,342.34
41	Buildings	Abode House No.19 L119 19 William Keeling Crescent	Cement Sheet Steel Roof 3br 1950s	Cocos (Keeling) Islands	Owned	-
41	Buildings	Abode House No.32 L132 132 Air Force Road	Cement Sheet Steel Roof Verandah 3br Blue 1950s	Cocos (Keeling) Islands	Owned	-
41	Buildings	Public Building School L41 Kembang Geribang	Cement Sheet Walls Steel Clad Roof Yellow	Cocos (Keeling) Islands	Owned	1,679,618.59
41	Buildings	Public Building High School L169 Nelson Mandela Wk	Cement Sheet Walls Steel Clad Roof Yellow	Cocos (Keeling) Islands	Owned	2,590,663.07
41	Buildings	Abode House No.3 L103 3 Qantas Close	Cement Sheet Steel Roof 3br 1950s	Cocos (Keeling) Islands	Owned	-
41	Buildings	Abode House No.8 L108 8 William Keeling Crescent	Cement Sheet Steel Roof 4br 1950s	Cocos (Keeling) Islands	Owned	-
41	Buildings	Abode House No.11 L111 11 William Keeling Crescent	Cement Sheet Steel Roof 3br 1950s	Cocos (Keeling) Islands	Owned	-
41	Buildings	Abode House No.14 L114 14 William Keeling Crescent	Cement Sheet Steel Roof 3br 1950s	Cocos (Keeling) Islands	Owned	-
41	Buildings	Abode House No.23 L124 124 Nelson Mandela Walk	Cement Sheet Steel Roof Verandah 3br 1980s	Cocos (Keeling) Islands	Owned	-
41	Buildings	Abode House No.38 L138 138 Nelson Mandela Walk	Cement Sheet Steel Roof Verandah 4br 1980s	Cocos (Keeling) Islands	Owned	-
41	Buildings	Abode House No.39 L139 139 Nelson Mandela Walk	Cement Sheet Steel Roof Verandah 3br Yellow 1980s	Cocos (Keeling) Islands	Owned	-
41	Buildings	Abode House No.40 L140 140 Nelson Mandela Walk	Cement Sheet Steel Roof Verandah 3br blue 1980s	Cocos (Keeling) Islands	Owned	-
41	Buildings	Abode House No.44 L144 144 Beacon Heights Road	Cement Sheet Steel Roof Verandah 3br 1970s	Cocos (Keeling) Islands	Owned	-
41	Buildings	Abode House No.51 L151 151 Beacon Heights Road	Cement Sheet Steel Roof Verandah 3br 1970s	Cocos (Keeling) Islands	Owned	-
41	Buildings	Abode House No.53 L153 153 Beacon Heights Road	Cement Sheet Steel Roof Verandah 3br 1970s	Cocos (Keeling) Islands	Owned	-
41	Buildings	Abode House No.55 L155 155 Beacon Heights Road	Cement Sheet Steel Roof Verandah 4br 1970s	Cocos (Keeling) Islands	Owned	-
41	Buildings	Abode House No.56 L156 156 Beacon Heights Road	Cement Sheet Steel Roof Verandah 3br 1980s	Cocos (Keeling) Islands	Owned	-
41	Buildings	Abode House No.59 L159 159 Beacon Heights Road	Cement Sheet Steel Roof Verandah 3br 1980s	Cocos (Keeling) Islands	Owned	-
41	Buildings	Shelter Bus Light Indust Area L184 Sydney Hwy	Steel Frame Aluminium Roof	Cocos (Keeling) Islands	Owned	40,213.22
41	Buildings	Shed Gas Storage Light Indust Area L184 Sydney Hwy	Steel	Cocos (Keeling) Islands	Owned	53,255.36
41	Buildings	Shed Storage Waste Oil	Corrugated Steel Eastside Light Indust Area	Cocos (Keeling) Islands	Owned	70,753.54
41	Buildings	Workshop No.12 Light Indust Area L184 Sydney Hwy	Cocos Autos Steel Frame Aluminium Walls and Roof	Cocos (Keeling) Islands	Owned	240,698.05
41	Buildings	Workshop No.13 Light Indust Area L184 Sydney Hwy	Steel Frame Aluminium Walls and Roof	Cocos (Keeling) Islands	Owned	240,698.05
41	Buildings	Shed Storage	Green Colorbond 4m x 2.5m Roller Dr Single Dr	Cocos (Keeling) Islands	Owned	-
41	Buildings	Abode House No.46 L146 146 Beacon Heights Road	Cement Sheet Steel Roof Verandah 3br 1970s	Cocos (Keeling) Islands	Owned	-
41	Buildings	Public Building Airport Arrivals L348 Syd Hwy	Fibre Cement Panel Walls Corrugated Roof	Cocos (Keeling) Islands	Owned	615,306.07
41	Buildings	Commercial Building WW Pumping Stn L343 Alex. St	Brick Steel Roof	Cocos (Keeling) Islands	Owned	73,874.08
41	Buildings	Shed Pump Station L327 Sydney Hwy (Quarantine Stn)	Cement Sheet Steel Roof	Cocos (Keeling) Islands	Owned	17,511.30
41	Buildings	Shed Crane Pt L230 Jalan Bunga Mawar	Steel incl Windows Approx 333m2	Cocos (Keeling) Islands	Owned	67,326.21
41	Buildings	Shelter Power House Jalan Balok Mem	Steel w Office Annex Shed	Cocos (Keeling) Islands	Owned	342,474.56
41	Buildings	Office Building Sewage Treat Plant Jalan Balok Mem	Colorbond Cream	Cocos (Keeling) Islands	Owned	75,104.07
41	Buildings	Abode House No.33 L18 2 Buffet Close	Weatherboard Steel Roof Alum Windows 3br	Cocos (Keeling) Islands	Owned	667,713.13
41	Buildings	Abode House No.41 L14 10 Buffet Close	Weatherboard Steel Roof Alum Windows 3br	Cocos (Keeling) Islands	Owned	667,713.13
41	Buildings	Public Building Christmas Island Airport	Security Upgrade	Christmas Island	Owned	135,951.44

Asset.	Type	Description	Asset.Add.Descr.	Location	Owned/Leased	WDV as on 31/01/2016
41	Buildings	Shed Storage Emergency Services	White Colorbond	Christmas Island	Owned	49,680.71
41	Buildings	Shed Fire and Emergency Services L197 Jalan Masjid	White Colorbond Single Door	Cocos (Keeling) Islands	Owned	33,408.81
41	Buildings	Shed Fire and Emergency Services L350 Alexander St	Cream Colorbond 2 Single Roller Doors Single Dr	Cocos (Keeling) Islands	Owned	58,465.41
41	Buildings	Shed Boat Australian Fed Police L537 Jalan Pantai	Green Colorbond Two Single Doors	Christmas Island	Owned	90,810.79
41	Buildings	Abode House MQ370 No.3 Abbotts Nest	Weatherboard White Steel Roof Green 4br 1950	Christmas Island	Owned	71,943.85
41	Buildings	Public Building High School	Playground Roof Extension	Cocos (Keeling) Islands	Owned	364,797.99
41	Buildings	Abode House L327 Sydney Highway (Quarantine Stn)	Cement Sheet Alumn Roof Verandah 3br (1/7/1981)	Cocos (Keeling) Islands	Owned	-
41	Buildings	Abode House L327 Sydney Highway (Quarantine Stn)	Cement Sheet Alumn Roof Verandah 3br (1/7/1981)	Cocos (Keeling) Islands	Owned	-
41	Buildings	Abode House L327 Sydney Highway (Quarantine Stn)	Cement Sheet Alumn Roof Verandah 3br (1/7/1981)	Cocos (Keeling) Islands	Owned	-
41	Buildings	Abode House L327 Sydney Highway (Quarantine Stn)	Cement Sheet Alumn Roof Verandah 3br (1/7/1981)	Cocos (Keeling) Islands	Owned	-
41	Buildings	Abode Dormitory L327 Sydney Hwy (Quarantine Stn)	Cement Sheet Alumn Roof 4 Separate Unit (1/7/1981)	Cocos (Keeling) Islands	Owned	-
41	Buildings	Abode Dormitory L327 Sydney Hwy (Quarantine Stn)	Cement Sheet Alumn Roof 4 Separate Unit (1/7/1981)	Cocos (Keeling) Islands	Owned	-
41	Buildings	Amenities Mess Block L327 Sydney Hwy (Quaran Stn)	Red Brick Alumn Roof Kitchen Laboratory (1/7/1981)	Cocos (Keeling) Islands	Owned	166,549.20
41	Buildings	Building Central Facilities L327 Sydney Hwy 1/7/81	Red Brick Alumn Roof Steel Windows Security Screen	Cocos (Keeling) Islands	Owned	594,513.23
41	Buildings	Quarantine Animal House L327 Sydney Highway	Red Brick Steel Roof (1/7/1981)	Cocos (Keeling) Islands	Owned	599,467.51
41	Buildings	Shed Storage L327 Sydney Highway (Q Station)	Metal (1/7/1981) Feed Store	Cocos (Keeling) Islands	Owned	63,918.65
41	Buildings	Shed Storage 98 Jalan Mesjid	Green Colorbond approx 4mx2.5m Single Roller Door	Cocos (Keeling) Islands	Owned	14,698.44
41	Buildings	Shed Storage w Roller Door	Colorbond Green 2.2m x 3.5m	Cocos (Keeling) Islands	Owned	-
41	Buildings	Office Building Waste Water Treatment Plant	Steel 2.5m x 9m Cream	Cocos (Keeling) Islands	Owned	-
41	Buildings	Shed Storage w Roller Door	Colorbond Green 4m x 2.5m	Cocos (Keeling) Islands	Owned	-
41	Buildings	Public Building Service Station	Colorbond	Christmas Island	Owned	15,464.95
41	Buildings	Shed Power Station Control Room	Corrugated Iron Under Roof Line	Cocos (Keeling) Islands	Owned	3,778.19
41	Buildings	Shed Pump Station Control Building	Corrugated Iron (29/10/2007)	Cocos (Keeling) Islands	Owned	57,002.16
41	Buildings	Shed Water Site Office and Store	Colorbond Cream Steel Roof (29/10/2007)	Cocos (Keeling) Islands	Owned	-
41	Buildings	Abode House L1044 53 Taman Sweetland Circuit	Grey Colorbond Clad Timber Deck 1br + 1br Bedsit	Christmas Island	Owned	293,539.86
41	Buildings	Abode House 117-B Gaze Rd	Cream 2 Storey Masonry Steel Roof DoubleGarage 4br	Christmas Island	Owned	243,360.91
41	Buildings	Abode House 117-A Gaze Rd	Cream 2 Storey Masonry Steel Roof DoubleGarage 4br	Christmas Island	Owned	233,626.48
41	Buildings	Office Building Administration Village Road	459m2 Refurbished Oct 1995	Jervis Bay Territory	Owned	-
41	Buildings	Abode House 52 Village Road	108m2 Constr 1970 Asbestos Cladding Tile Roof 3br	Jervis Bay Territory	Owned	-
41	Buildings	Abode House 54 Village Road	87m2 Const 1966 Asbestos Clad Steel Clad Roof 3br	Jervis Bay Territory	Owned	-
41	Buildings	Abode House 56 Village Road	87m2 Const 1966 Asbestos Clad Steel Clad Roof 3br	Jervis Bay Territory	Owned	-
41	Buildings	Abode House 60 Village Road	108m2 Constr 1970 Asbestos Cladding Steel Roof 3br	Jervis Bay Territory	Owned	-
41	Buildings	Abode House 62 Village Road	89m2 Constructed 1965 Brick Red Galv Iron Roof 3br	Jervis Bay Territory	Owned	-
41	Buildings	Abode House 64 Village Road	89m2 Constructed 1965 Brick Red Galv Iron Roof 3br	Jervis Bay Territory	Owned	-
41	Buildings	Abode Units 1-4-66 Village Road	40m2 each Constructed 1968 Brick Red Steel Roof	Jervis Bay Territory	Owned	19,724.61
41	Buildings	Abode House 68 Village Road	87m2 Const 1966 Asbestos Clad Steel Clad Roof 3br	Jervis Bay Territory	Owned	-
41	Buildings	Abode House 69 Village Road	161m2 Constructed 1966 Weatherboard Steel Roof 3br	Jervis Bay Territory	Owned	-
41	Buildings	Abode House 70 Village Road	87m2 Const 1966 Asbestos Clad Steel Clad Roof 3br	Jervis Bay Territory	Owned	-
41	Buildings	Abode House 71 Village Road	108m2 Constr 1970 Asbestos Cladding Steel Roof 3br	Jervis Bay Territory	Owned	-
41	Buildings	Abode House 72 Village Road	158m2 Constr 1971 Brick Veneer Galv Iron Roof 4br	Jervis Bay Territory	Owned	20,583.58
41	Buildings	Abode House 73 Village Road	108m2 Constr 1970 Asbestos Cladding Steel Roof 3br	Jervis Bay Territory	Owned	-
41	Buildings	Abode House 74 Village Road	135m2 Constructed 1971 Brick Veneer Tile Roof 3br	Jervis Bay Territory	Owned	19,570.30
41	Buildings	Abode House 75 Village Road	86m2 Const 1958 Weatherboard Steel Roof w Deck 3br	Jervis Bay Territory	Owned	-
41	Buildings	Abode House 76 Village Road	120m2 Constr 1971 Brick Veneer Galv Iron Roof 3br	Jervis Bay Territory	Owned	16,834.76
41	Buildings	Abode House 78 Village Road	126m2 Constructed 1971 Brick Veneer Tile Roof 3br	Jervis Bay Territory	Owned	18,263.95
41	Buildings	Abode House 79 Village Road	120m2 Constr 1971 Brick Veneer Galv Iron Roof 3br	Jervis Bay Territory	Owned	15,585.79
41	Buildings	Abode House 80 Village Road	158m2 Constr 1971 Brick Veneer Galv Iron Roof 4br	Jervis Bay Territory	Owned	20,034.85
41	Buildings	Abode House 81 Village Road	135m2 Constructed 1971 Brick Veneer Tile Roof 3br	Jervis Bay Territory	Owned	19,570.30
41	Buildings	Abode House 82 Village Road	120m2 Constr 1971 Brick Veneer Galv Iron Roof 3br	Jervis Bay Territory	Owned	17,032.43
41	Buildings	Abode House 83 Village Road	158m2 Constr 1971 Brick Veneer Galv Iron Roof 4br	Jervis Bay Territory	Owned	18,588.20
41	Buildings	Abode House 84 Village Road	126m2 Constructed 1971 Brick Veneer Tile Roof 3br	Jervis Bay Territory	Owned	18,263.95
41	Buildings	Abode House 85 Village Road	120m2 Constr 1971 Brick Veneer Galv Iron Roof 3br	Jervis Bay Territory	Owned	16,730.01
41	Buildings	Abode House 86 Village Road	120m2 Constr 1971 Brick Veneer Galv Iron Roof 3br	Jervis Bay Territory	Owned	17,581.16
41	Buildings	Public Building Preschool Dykes Avenue	190m2 Brick Veneer Galv Iron Roof Metal Windows	Jervis Bay Territory	Owned	38,666.96
41	Buildings	Public Building Jervis Bay Clinic	Brick Veneer Timber Frame Galv Iron Roof Alum Wind	Jervis Bay Territory	Owned	20,238.54
41	Buildings	Shed Fire Christian's Minde	Colorbond Red Ochre Alum Windows Roller Door	Jervis Bay Territory	Owned	6,329.32
41	Buildings	Abode House "Pamir" Sussex Inlet North	112m2 Constructed 1935	Jervis Bay Territory	Owned	74,557.74

Asset.	Type	Description	Asset.Add.Descr.	Location	Owned/Leased	WDV as on 31/01/2016
41	Buildings	Shed Fire Village Road	C-bond Green 2 x Roller Door Alum Windows Bathroom	Jervis Bay Territory	Owned	72,481.47
41	Buildings	Public Building Primary School Seaspray Bldg 7	Dykes Ave Timber Frame Asbestos Clad Galv Irn Roof	Jervis Bay Territory	Owned	0.01
41	Buildings	Public Building Primary School Library	Dykes Ave Double Brick Timber Window Galv Irn Roof	Jervis Bay Territory	Owned	62,406.69
41	Buildings	Public Building Primary School Administration	Dykes Ave Double Brick Timber Window Galv Irn Roof	Jervis Bay Territory	Owned	40,615.92
41	Buildings	Public Building Primary School Assembly Hall	Dykes Ave Double Brick Timber Windows C-bond Roof	Jervis Bay Territory	Owned	75,942.85
41	Buildings	Public Play Area Shade Sail w Fence	Shade sail 15.6m x 20.4m Fence 98.4m total length	Jervis Bay Territory	Owned	29,599.33
41	Buildings	Public Building Primary School Audio Visual Room	Dykes Ave Brick Veneer Galv Iron Roof No Windows	Jervis Bay Territory	Owned	12,893.94
41	Buildings	Public Building Primary School Main Classroom	Dykes Ave Double Brick Alum Window Alum Sheet Roof	Jervis Bay Territory	Owned	82,739.44
41	Buildings	Workshop Water Pump Station	Red Brick with CCS and CMR Incl Assoc Piping	Jervis Bay Territory	Owned	16,694.90
41	Buildings	Workshop Chlorination	Brick with timber doors 3.2m x 3.6m	Jervis Bay Territory	Owned	2,861.98
41	Buildings	Public Building Primary School Jervis Bay Ghudinja		Jervis Bay Territory	Owned	284,032.68
41	Buildings	Office Building Control		Christmas Island	Owned	195,662.20
41	Buildings	Abode House No.41 L141 William Keeling Crescent		Cocos (Keeling) Islands	Owned	-
41	Buildings	Office Building Fuel Depot Jalan Balok Mem		Cocos (Keeling) Islands	Owned	30,160.83
41	Buildings	Amenities Toilet Block		Cocos (Keeling) Islands	Owned	207,299.78
41	Buildings	Commercial Building Power House 1 inc Control Room	Colorbond Green and Cream (1995)	Christmas Island	Owned	1,620,182.81
41	Buildings	Public Building Hospital Main Building	Brick Veneer Aluminium Roof Cream (1996)	Christmas Island	Owned	9,755,001.83
41	Buildings	Shed Flouride Waterfall	Colorbond for Flouride Unit	Christmas Island	Owned	24,090.93
41	Buildings	Shed Chorination Waterfall	Colorbond for Chlorination Control System	Christmas Island	Owned	42,159.14
41	Buildings	Boat Shed VMR Bheind Almas Cafe	VMR Boat Shed	Christmas Island	Owned	3,298.61
41	Buildings	Shed Pump Drumsite	Green Corrug Steel Single Side and Front Lift Door	Christmas Island	Owned	7,287.74
41	Buildings	Shed Calgon and Fluoride Jedda Cave	Green Metal 1 Ea Single Roller and Side Door	Christmas Island	Owned	21,242.58
41	Buildings	Shed Pump Northwest Point	Green Colorbond Double Hinge Door	Christmas Island	Owned	13,199.93
41	Buildings	Shed Boat Trailer Ethel Beach VMR	Ethel Beach Boat Ramp Upgrade	Christmas Island	Owned	63,120.32
41	Buildings	Shelter Bus Station Rumah Baru	Office Port Manager and Customs	Cocos (Keeling) Islands	Owned	-
41	Buildings	Shed Pump Hospital Tank	Green Corrug Steel Single Side and Front Lift Door	Christmas Island		32,217.78
41	Buildings	Shed Pumphouse Millpond	Late 20th C Timber Construction	Norfolk Island		-
41	Buildings	Shed Garage Quality Row	Late 20th C Cream Stone Corrugated Iron Roof	Norfolk Island		-
41	Buildings	Shed Cemetary Keeper's Office	Timber and Corrugated Iron Shed	Norfolk Island		-
41	Buildings	Abode Units Singles Quarters Block A Units 1 - 12	Colorbond Walls and Roof 12 44 x 2br 2000	Christmas Island		4,794,309.20
41	Buildings	Abode Unit Block Drumsite Village Units 1A-1D	Masonry Walls Steel Roof 2011	Christmas Island		14,161,713.26
41	Buildings	Abode Units Singles Quarters Block C 27 - 34	Colorbond Walls and Roof 8 x 2br 2000	Christmas Island		-
41	Buildings	Abode Unit Block Drumsite Village Units 2A-2D	Masonry Walls Steel Roof 2011	Christmas Island		-
41	Buildings	Abode Townhouse Drumsite Village Unit 4	Masonry Walls Steel Roof 2011	Christmas Island		-
41	Buildings	Abode Unit Block Drumsite Village Units 5A and 5B	Masonry Walls Steel Roof 2011	Christmas Island		-
41	Buildings	Abode Unit Block Drumsite Village Units 8A and 8B	Masonry Walls Steel Roof 2011	Christmas Island		-
41	Buildings	Abode Units Block 9C Jalan Pantai L585	Masonry Steel Frame Alum Windows 1970, 30 Units	Christmas Island		1,210,610.06
41	Buildings	Malay Club Veranda		Christmas Island		71,203.93
41	Buildings	Malay Club Kitchen Extension and Renovation	2015 Renovation project	Christmas Island		38,197.91
41	Buildings	Public Building Hospital Community Health Extensio	Blue Masonry and Colorbond Roof (2014)	Christmas Island		5,501,732.43
41	Buildings	Rewire CI Poon Saan Club		Christmas Island		39,284.93
41	Buildings	Roof Replacement	2015 Replacement Project	Christmas Island		44,031.51
41	Buildings	Deck and handrails at Shine Centre	2015 Shine Centre Renovation	Christmas Island		29,562.50
41	Buildings	Decks and Stairs at MQ 363	2015 Repairs and enhancemens	Christmas Island		67,008.33
41	Buildings	Air Conditioner Control Panel		Christmas Island		47,720.32
41	Buildings	Disability access upgrades at 7C	2015 Upgrade project	Christmas Island		85,549.48
41	Buildings	Golf Club Renovation	2015 Renovation project	Christmas Island		6,973.09
41	Buildings	Shed Storage Administration	Next to Printshop	Christmas Island		37,009.79
41	Buildings	Golf Club Electrical rewiring		Christmas Island		2,023.65
41	Buildings	Front counter reconfiguration	2015 Fitout reconfiguration	Christmas Island		52,358.90
41	Buildings	Office Building and Garage Port Mgr Rumah Baru	Grey Colorbond	Cocos (Keeling) Islands		449,270.78
41	Buildings	Front Deck Enhancement		Christmas Island		26,435.19

[illegible]

LAND ASSETS AS PER NCA REGISTER 30 JUNE 2015

Asset Number	Description	NCA Location	No of Assets	Current Valuation
000007	21/33 ACTON - FAC	ADL	1	238,000.00
000040	1/2 CAPITAL HILL - FAC	ADL	1	206,000.00
000041	1/4 CAPITAL HILL - FAC	ADL	1	149,000.00
000042	1/7 CAPITAL HILL - FAC	ADL	1	31,000.00
000043	1/8 CAPITAL HILL - FAC	ADL	1	39,000.00
000044	1/9 CAPITAL HILL - FAC	ADL	1	31,000.00
000045	2/3 CAPITAL HILL - FAC	ADL	1	39,000.00
000046	2/5 CAPITAL HILL - FAC	ADL	1	171,000.00
000047	3/6 CAPITAL HILL - FAC	ADL	1	124,000.00
000125	1/1 CAMPBELL - FAC	ADL	1	270,000.00
000126	1/41 REID - FAC	ADL	1	270,000.00
000127	2/60 CAMPBELL - FAC	ADL	1	232,000.00
000128	4/39 REID - FAC	ADL	1	223,000.00
000129	ANZAC PDE-RES 1 - FAC	ADL	1	143,000.00
000130	ANZAC PDE-RES 2 - FAC	ADL	1	227,000.00
000131	ANZAC PDE-RES 3 - FAC	ADL	1	46,000.00
000132	ANZAC PDE-RES 4 - FAC	ADL	1	84,000.00
000228	1/44 PARKES - FAC	ADL	1	39,000.00
000229	1/45 PARKES - FAC	ADL	1	283,000.00
000230	11/48 PARKES 1 - FAC	ADL	1	923,000.00
000231	11/48 PARKES 2 - FAC	ADL	1	84,000.00
000232	12/48 PARKES - FAC	ADL	1	56,000.00
000233	2/44 PARKES - FAC	ADL	1	8,000.00
000234	1/48 PARKES - FAC Block 1 Section 2 on ACT Govt. Mapping	ADL	1	36,000.00
000235	3/2 PARKES - FAC	ADL	1	3,000.00
000236	4/2 PARKES - FAC	ADL	1	74,000.00
000237	5/2 PARKES - FAC	ADL	1	1,001,000.00
000238	5/44 PARKES - FAC	ADL	1	23,000.00
000239	5/48 PARKES 1 - FAC	ADL	1	185,000.00
000240	5/48 PARKES 2 - FAC	ADL	1	94,000.00
000241	6/2 PARKES - FAC	ADL	1	462,000.00
000242	7/2 PARKES - FAC	ADL	1	12,000.00

LAND ASSETS AS PER NCA REGISTER 30 JUNE 2015

Asset Number	Description	NCA Location	No of Assets	Current Valuation
000243	7/54 PARKES - FAC	ADL	1	7,000.00
000293	1/43 YARRALUMLA - FAC	ADD	1	2,987,000.00
000294	1/49 DEAKIN - FAC	ADD	1	10,433,000.00
000295	1/5 FORREST - FAC	ADD	1	8,193,000.00
000296	1/80 DEAKIN - FAC	ADD	1	1,285,000.00
000297	1/87 YARRALUMLA - FAC	ADD	1	1,737,000.00
000298	10/4 O'MALLEY - FAC	ADD	1	752,000.00
000299	10/44 YARRALUMLA - FAC	ADD	1	2,078,000.00
000300	10/67 DEAKIN - FAC	ADD	1	1,739,000.00
000301	10/80 DEAKIN - FAC	ADD	1	2,769,000.00
000302	20/86 (10/86 Old Number) YARRALUMLA - FAC	ADD	1	2,726,635.60
000303	11/4 O'MALLEY - FAC	ADD	1	1,551,000.00
000304	11/66 YARRALUMLA - FAC Nigerian Embassy 26 Guilfoyle St	ADD	1	1,638,000.00
000305	11/67 DEAKIN - FAC	ADD	1	1,586,000.00
000306	12/4 O'MALLEY - FAC	ADD	1	1,411,000.00
000307	12/67 DEAKIN - FAC	ADD	1	1,426,000.00
000308	13/4 O'MALLEY - FAC	ADD	1	1,204,000.00
000309	13/86 YARRALUMLA - Includes Blocks 13 & 14	ADD	1	5,637,000.00
000310	14/4 O'MALLEY - FAC	ADD	1	1,115,000.00
000311	14/67 DEAKIN - FAC	ADD	1	1,903,000.00
000312	15/4 O'MALLEY - FAC	ADD	1	1,073,000.00
000313	15/66 YARRALUMLA - FAC	ADD	1	3,576,000.00
000314	16/86 YARRALUMLA - FAC	ADD	1	1,749,000.00
000315	17/4 O'MALLEY - FAC	ADD	1	992,000.00
000316	17/67 DEAKIN - FAC	ADD	1	1,247,000.00
000317	18/4 O'MALLEY - FAC	ADD	1	866,000.00
000318	19/4 O'MALLEY - FAC	ADD	1	893,000.00
000319	19/44 YARRALUMLA - FAC	ADD	1	2,013,000.00
000320	2/22 YARRALUMLA - FAC	ADD	1	2,366,000.00
000321	2/31 YARRALUMLA - FAC	ADD	1	3,105,000.00
000322	2/32 YARRALUMLA - FAC	ADD	1	4,180,000.00
000323	2/43 YARRALUMLA - FAC	ADD	1	2,543,000.00

LAND ASSETS AS PER NCA REGISTER 30 JUNE 2015

Asset Number	Description	NCA Location	No of Assets	Current Valuation
000324	2/5 FORREST - FAC	ADD	1	3,395,000.00
000325	2/80 DEAKIN - FAC	ADD	1	1,731,000.00
000326	2/83 YARRALUMLA - FAC	ADD	1	6,532,000.00
000327	2/85 YARRALUMLA - FAC	ADD	1	1,409,000.00
000328	2/86 YARRALUMLA - FAC	ADD	1	6,821,000.00
000329	2/87 YARRALUMLA - FAC	ADD	1	1,795,000.00
000330	20/4 O'MALLEY - FAC	ADD	1	854,000.00
000331	20/5 O'MALLEY - FAC	ADD	1	1,150,000.00
000332	20/66 YARRALUMLA - FAC	ADD	1	1,941,000.00
000333	21/4 O'MALLEY - FAC	ADD	1	749,000.00
000334	22/32 YARRALUMLA - FAC	ADD	1	1,913,000.00
000335	22/4 O'MALLEY - FAC	ADD	1	1,083,000.00
000336	23/44 YARRALUMLA - FAC	ADD	1	1,770,000.00
000337	23/5 O'MALLEY - Includes Blocks 23, 24, 25 & 26	ADD	1	2,953,000.00
000338	24/44 YARRALUMLA - FAC	ADD	1	2,311,000.00
000339	27/5 O'MALLEY - FAC	ADD	1	1,003,000.00
000340	28/5 O'MALLEY - FAC	ADD	1	938,000.00
000341	29/5 O'MALLEY - FAC	ADD	1	1,189,000.00
000342	3/43 YARRALUMLA - FAC	ADD	1	3,609,000.00
000343	3/84 YARRALUMLA - FAC	ADD	1	3,311,000.00
000344	3/86 YARRALUMLA - FAC	ADD	1	3,274,000.00
000345	3/87 YARRALUMLA - FAC	ADD	1	3,074,000.00
000346	30/5 O'MALLEY - FAC	ADD	1	1,047,000.00
000347	4/83 YARRALUMLA - FAC	ADD	1	1,042,000.00
000348	4/99 YARRALUMLA - FAC	ADD	1	4,952,000.00
000349	5/4 RED HILL - FAC	ADD	1	4,666,000.00
000350	5/44 YARRALUMLA - FAC	ADD	1	2,521,000.00
000351	5/80 DEAKIN - FAC	ADD	1	1,455,000.00
000352	5/83 YARRALUMLA - FAC	ADD	1	3,626,000.00
000353	5/84 YARRALUMLA - FAC	ADD	1	2,793,000.00
000354	5/86 YARRALUMLA - FAC	ADD	1	2,856,000.00
000355	6/44 YARRALUMLA - FAC	ADD	1	3,642,000.00

LAND ASSETS AS PER NCA REGISTER 30 JUNE 2015

Asset Number	Description	NCA Location	No of Assets	Current Valuation
000356	6/80 DEAKIN - FAC	ADD	1	1,397,000.00
000357	6/83 YARRALUMLA - FAC	ADD	1	3,035,000.00
000358	6/84 YARRALUMLA - FAC	ADD	1	2,488,000.00
000359	6/86 YARRALUMLA - FAC	ADD	1	3,036,000.00
000360	7/44 YARRALUMLA - FAC	ADD	1	3,295,000.00
000361	7/67 DEAKIN - FAC	ADD	1	1,702,000.00
000362	7/80 DEAKIN - FAC	ADD	1	1,204,000.00
000363	7/83 YARRALUMLA - FAC	ADD	1	2,360,000.00
000364	7/84 YARRALUMLA - FAC	ADD	1	2,591,000.00
000365	7/86 YARRALUMLA - FAC	ADD	1	2,603,000.00
000366	8/43 YARRALUMLA - FAC	ADD	1	2,502,000.00
000367	8/44 YARRALUMLA - FAC	ADD	1	6,520,000.00
000368	8/67 DEAKIN - FAC	ADD	1	1,440,000.00
000369	8/80 DEAKIN - FAC	ADD	1	1,316,000.00
000370	8/83 YARRALUMLA - FAC	ADD	1	8,064,000.00
000371	8/84 YARRALUMLA - FAC	ADD	1	2,314,000.00
000372	8/86 YARRALUMLA - FAC	ADD	1	2,492,000.00
000373	9/4 RED HILL - FAC	ADD	1	4,573,000.00
000374	9/44 YARRALUMLA - FAC	ADD	1	2,270,000.00
000375	9/67 DEAKIN - FAC	ADD	1	1,296,000.00
000376	9/86 YARRALUMLA - FAC	ADD	1	2,439,000.00
000377	16/67 DEAKIN - FAC	ADD	1	1,189,000.00
000397	1/52 PARKES - FAC	ADL	1	29,000.00
000398	10/48 PARKES - FAC	ADL	1	4,000.00
000399	2/52 PARKES - FAC	ADL	1	1,000.00
000400	3/52 PARKES - FAC	ADL	1	44,000.00
000401	4/48 PARKES - FAC	ADL	1	36,000.00
000402	6/47 PARKES - FAC	ADL	1	1,400,000.00
000403	7/47 PARKES - FAC	ADL	1	2,000.00
000404	8/47 PARKES - FAC	ADL	1	3,000.00
000405	8/48 PARKES - FAC	ADL	1	3,000.00
000406	9/48 PARKES - FAC	ADL	1	6,000.00

LAND ASSETS AS PER NCA REGISTER 30 JUNE 2015

Asset Number	Description	NCA Location	No of Assets	Current Valuation
000488	1142 WESTON CK - FAC	ADL	1	37,000.00
000489	1147 WESTON CK - FAC	ADL	1	4,000.00
000490	17/3 DEAKIN - FAC	ADL	1	797,000.00
000491	2/122 YARRALUMLA - FAC	ADL	1	2,000.00
000492	2/29 FORREST - FAC	ADL	1	59,000.00
000493	3/1 BARTON - FAC	ADL	1	107,000.00
000494	3/122 YARRALUMLA - FAC	ADL	1	33,000.00
000495	3/15 BARTON - FAC	ADL	1	96,000.00
000496	BLAMEY SQ RESERV - FAC	ADL	1	248,000.00
000497	PT 1/122 Y'LUMLA - FAC	ADL	1	34,000.00
000735	1/21 PARKES - FAC	ADL	1	4,098,000.00
000736	1/22 PARKES - FAC	ADL	1	65,000.00
000737	1/24 PARKES - FAC	ADL	1	65,000.00
000738	1/25 PARKES - FAC	ADL	1	4,472,000.00
000739	1/28 PARKES - FAC	ADL	1	29,000.00
000740	1/33 PARKES - FAC	ADL	1	19,221,000.00
000741	1/35 PARKES 1 - FAC	ADL	1	15,919,000.00
000742	1/35 PARKES 2 - FAC	ADL	1	4,245,000.00
000743	1/37 PARKES - FAC	ADL	1	2,061,000.00
000744	1/38 PARKES - FAC	ADL	1	864,000.00
000745	1/39 PARKES - FAC	ADL	1	7,112,000.00
000746	1/40 PARKES - FAC	ADL	1	864,000.00
000747	1/42 PARKES - FAC	ADL	1	1,000.00
000748	1/51 PARKES 1 - FAC	ADL	1	8,490,000.00
000749	1/51 PARKES 2 - FAC	ADL	1	11,567,000.00
000750	2/55 PARKES - FAC	ADL	1	5,123,000.00
000751	2/56 PARKES - FAC	ADL	1	1,293,000.00
000754	14/29 PARKES - FAC	ADL	1	19,000.00
000755	15/29 PARKES - FAC	ADL	1	31,000.00
000756	2/23 PARKES 1 - FAC	ADL	1	8,795,000.00
000757	2/23 PARKES 2 - FAC	ADL	1	10,998,000.00
000758	2/34 PARKES - FAC	ADL	1	1,052,000.00

LAND ASSETS AS PER NCA REGISTER 30 JUNE 2015

Asset Number	Description	NCA Location	No of Assets	Current Valuation
000759	5/27 PARKES - FAC	ADL	1	2,403,000.00
000760	6/27 PARKES - FAC	ADL	1	13,000.00
000762	7/27 PARKES - FAC	ADL	1	30,000.00
000763	7/28 PARKES - FAC	ADL	1	30,000.00
000764	18/29 (7/29 Old Number) PARKES - FAC	ADL	1	3,758,050.26
000765	8/27 PARKES - FAC	ADL	1	235,000.00
000767	8/29 PARKES - FAC	ADL	1	29,000.00
000768	BOWEN PL-ISLAND1 - FAC	ADL	1	11,000.00
000769	BOWEN PL-ISLAND2 - FAC	ADL	1	17,000.00
000770	BOWEN PL-MAIN IS - FAC	ADL	1	182,000.00
000771	FEDERATION MALL1 - FAC	ADL	1	174,000.00
000772	FEDERATION MALL2 - FAC	ADL	1	85,000.00
000773	FLYNN PL-ISLAND1 - FAC	ADL	1	34,000.00
000774	FLYNN PL-ISLAND2 - FAC	ADL	1	73,000.00
000775	FLYNN PL-MAIN IS - FAC	ADL	1	261,000.00
000776	PARKES HERITAGE - FAC	ADL	1	2,513,000.00
000936	6/128 YARRALUMLA - FAC	ADL	1	744,000.00
000937	7/128 YARRALUMLA - FAC	ADL	1	265,000.00
000938	8/128 YARRALUMLA - FAC	ADL	1	2,865,000.00
000939	9/128 YARRALUMLA - FAC	ADL	1	1,000.00
000940	10/128 YARRALUML - FAC	ADL	1	143,000.00
000970	12/17 YARRALUMLA - FAC	ADL	1	1,000.00
000971	13/17 YARRALUMLA - FAC	ADL	1	136,000.00
000972	3/128 YARRALUMLA - FAC	ADL	1	462,000.00
000973	4/22 YARRALUMLA - FAC	ADL	1	1,912,000.00
000983	1297 CBR CENTRAL - FAC	ADL	1	10,000.00
000984	1299 CBR CENTRAL - FAC	ADL	1	88,000.00
000985	1300 CBR CENTRAL - FAC	ADL	1	12,000.00
000986	1338 CBR CENTRAL - FAC	ADL	1	51,000.00
000987	1339 CBR CENTRAL - FAC	ADL	1	663,000.00
000988	1344 CBR CENTRAL - FAC	ADL	1	343,000.00
000989	1355 BELCONNEN - FAC	ADL	1	159,000.00

LAND ASSETS AS PER NCA REGISTER 30 JUNE 2015

Asset Number	Description	NCA Location	No of Assets	Current Valuation
000990	1356 BELCONNEN - FAC	ADL	1	119,000.00
001118	2/89 ACTON - FAC	ADL	1	191,000.00
001119	3/54 PARKES - FAC	ADL	1	109,000.00
001120	3/89 ACTON - FAC	ADL	1	425,000.00
001121	4/54 PARKES - FAC	ADL	1	1,000.00
001122	4/89 ACTON - FAC	ADL	1	6,000.00
001123	5/54 PARKES - FAC	ADL	1	2,000.00
002734	5/128 YARRALUMLA - LAND-D	ADD	1	4,375,000.00
002735	2/55 ACTON - 2/55 ACTON	ADL	1	4,331,000.00
002737	4/55 ACTON - 4/55 ACTON	ADL	1	1,363,000.00
002875	4/1 BARTON - FAC	ADL	1	174,000.00
008580	Questacon Block 1 Section 57 Land Area 13883.97 Sq M	ADL	1	11,243,000.00
008597	2/67 Deakin - Botswana Area 3,948 SqM;;130 Denison Street Deakin	ADD	1	1,488,000.00
008598	4/67 Deakin - Cyprus Area 6,123 SqM ;;30 Beale Crescent Deakin	ADD	1	1,953,000.00
008599	3/67 Deakin - Kuwait;;Area 4,102 SqM;;128 Denison St & 32 Beale Crescent Deakin	ADD	1	1,547,000.00
008600	25/67 Deakin - Kuwait;;Area 13,329 SqM	ADD	1	3,092,000.00
008601	26/44 Yarralumla - Russia;;Area 11,520 SqM;;Forster Crescent Yarralumla	ADD	1	3,266,000.00
008602	15/67 Deakin - Afghanistan;;Area 5,539 SqM;;4 Beale Crescent Deakin	ADD	1	1,767,000.00
008603	13/67 Deakin - Brunei;;Area 4,654 SqM;;8 Beale Crescent Deakin	ADD	1	1,620,000.00
008604	21/5 O'Malley - Syria;;Area 4,621 SqM;;18 Culgoa Circuit O'Malley	ADD	1	1,271,000.00
008605	22/5 O'Malley - Syria;;Area 4,186 SqM	ADD	1	1,256,000.00
008989	Block 18 Section 28 Parkes 9,080 Sq M	ADL	1	250,172.00
008990	Block 19 Section 28 Parkes 922 Sq M	ADL	1	620,592.00
008991	Block 20 Section 28 Parkes 1,097 Sq M	ADL	1	738,383.00
Total Land Assets			216	392,357,832.86
<u>SUMMARY</u>				
Open Space Land		ADL	121	152,418,197.26
Diplomatic Land		ADD	95	239,939,635.60
Total Land Assets			216	392,357,832.86

Rural & Regional Affairs and Transport Legislation Committee
ANSWERS TO QUESTIONS ON NOTICE
Additional Estimates 2015 - 2016
Infrastructure and Regional Development

Question no.: 29

Program: n/a

Division/Agency: Corporate Services

Topic: Contracts for temporary staff

Proof Hansard Page: Written

Senator Sterle, Glenn asked:

Since the change of Prime Minister on 14 September, 2015:

1. How much did the department/agency spend on temporary or contract staff?
2. How many temporary or contract staff have been employed?
3. What is the total number of temporary or contract staff currently employed?
4. How much was paid for agencies/companies to find temporary/contract staff?
5. Have there been any changes to the policies/criteria that govern the appointment of contract staff?

Answer:

Department of Infrastructure and Regional Development

As at 31 January 2016:

1. \$2,878,988.
2. 30.
3. 44 including 17x APS 1 officers employed under the University Vacation Employment Programme.
4. \$41,855.
5. No.

Airservices Australia

As at 31 January 2016:

1. Approximately \$2.9m.
2. 45.
3. 105.
4. \$350,729.
5. No.

Australian Maritime Safety Authority (AMSA)

As at 31 January 2016:

1. \$1,566,400 (GST exclusive).
2. 29.
3. 52.
4. Nil.
5. No.

Australian Transport Safety Bureau

Rural & Regional Affairs and Transport Legislation Committee

ANSWERS TO QUESTIONS ON NOTICE

Additional Estimates 2015 - 2016

Infrastructure and Regional Development

As at 31 January 2016:

1. \$0.1m.
2. Three.
3. Two.
4. Nil.
5. No.

Civil Aviation Safety Authority

As at 31 January 2016:

1. \$303,118.
2. 29 new contractors.
3. 75 contractors.
4. \$91,574.
5. No.

National Capital Authority

As at 31 January 2016:

1. \$37,299.
2. Three.
3. One contracted staff member.
4. n/a.
5. No.

Rural & Regional Affairs and Transport Legislation Committee
ANSWERS TO QUESTIONS ON NOTICE
Additional Estimates 2015 - 2016
Infrastructure and Regional Development

Question no.: 30

Program: n/a

Division/Agency: Corporate Services

Topic: Printing

Proof Hansard Page: Written

Senator Ludwig, Joe asked:

Since the change of Prime Minister on 14 September, 2015:

1. How many documents (include the amount of copies) have been printed?
 - a. How many of these printed documents were also published online?
2. Has the Department/Agency used external printing services for any print jobs?
 - a. If so, what companies were used?
 - b. How were they selected?
 - c. What was the total cost of this printing by item?

Answer:

Department of Infrastructure and Regional Development

1. As at 31 January 2016, 21 documents with a total of 44922 copies.
 - a. Where possible these documents were published online.
2. Yes.
 - a. Canprint Communications, Instant Colour Press, New Millennium Print, Partech and Tanya Yachmen.
 - b. Quotes for each service are sought from relevant companies as per the Commonwealth Procurement Rules.
 - c. See Attachment A.

Airservices Australia

1. As at 8 February 2016, two major corporate publications were printed: 650 copies of the Airservices Annual Report 2015-16; and 200 copies of the Air Traffic Management 5 year plan. Both documents were published online.
2.
 - a. External printing services were provided by CanPrint and New Millennium Print.
 - b. CanPrint was selected for this print contract under Airservices Request For Tender process in 2010. New Millennium was selected under the relevant Airservices procurement path.
 - c. Total printing costs from CanPrint and New Millennium was \$14,400 as at 26 February 2016.

Rural & Regional Affairs and Transport Legislation Committee

ANSWERS TO QUESTIONS ON NOTICE

Additional Estimates 2015 - 2016

Infrastructure and Regional Development

Australian Maritime Safety Authority

1. Details of the number of documents printed as at 31 January 2016 are:

Publication	Printer	Quantity	Cost (GST excl)	Published Online
National Plan for Maritime Environmental Emergencies	Union Offset Printing	500	\$1,950	Yes
Beacon Registration information flyer	Fuji Xerox Business Printing	2000	\$1,076	Yes
Coxswain certification task book	Instant Colour Press	510	\$2,151	No
Total Cost:			\$5,177	

2. Yes.
- See question 1.
 - Printing companies are selected using a comparative quotation process.
 - The total cost is included in question 1.

Australian Transport Safety Bureau (ATSB)

As at 31 January 2016:

- 800 copies of six different documents, with a total of 4,800 commercially printed reports were produced.
 - All reports produced by ATSB are available online at www.atsb.gov.au.
- Yes.
 - Union Offset Pty Ltd.
 - Procurement panel.
 - \$8,382.

Civil Aviation Safety Authority

As at 31 January 2016:

- See Attachment B.
 - Yes, where possible these documents were made available online.
- Yes.
 - New Millennium Print, Canprint, Z Asia, Creative Plastic Cards, Look Print, Paragon Printers, Kwik Copy, Canberra Mailing and Envelopes, National Mailing and Marketing, the Printing Factory Group, Iveo, Charity Greeting cards and Bluestar Print.
 - Requested three quotes and a single supplier identified and appointed.
 - See Attachment B.

National Capital Authority (NCA)

- As at 31 January 2016, NCA did not print any publication in excess of 500 copies.
- Yes.
 - CanPrint Communications Pty Ltd and Xibit Printers.
 - Competitive quotes sourced from multiple printers to assess value for money for jobs estimated to be valued at over \$10,000.

Product	Cost (GST Incl)
NCA Annual Report	\$4,378.00
National Carillon DLs	\$77.00
Calendars	\$374.00
Brochures -	\$286.00
Corflute site signage	\$143.00
Touring exhibition postcards	\$193.60
Touring exhibition invites	\$33.00
Total value	\$5,484.60

Attachment A – Department of Infrastructure and Regional Development

Attachment B – Civil Aviation Safety Authority

Rural & Regional Affairs and Transport Legislation Committee**ANSWERS TO QUESTIONS ON NOTICE**

Additional Estimates 2015 - 2016

Infrastructure and Regional Development

Attachment A

Name	Cost per item
Inland Rail Report	\$2,090
Inland Rail Report - Attachment A - Business Case: Australian Rail Track Corporation	\$5,388
Explanatory Memorandum - Aviation Transport Security Amendment (Cargo) Bill 2015	\$776
Trainline 3	\$4,749
Working with Proof of Identity	\$474
Maritime Legislation amendment Bill 2015 - explanatory Memorandum	\$235
Service Delivery Agreement kits	\$707
2014-15 ANAO Reports	\$1,442
Western Sydney Airport plan – draft	\$4,364
An airport for Western Sydney	\$233
Western Sydney Airport – Environmental Impact Statement	\$25,360
Airport Plan	\$3,715
International Air Services Commission - Annual Report 2014-15	\$2,435
2015 Yearbook - Statistics Booklets	\$818
2015 Yearbook	\$7,195
DoIRD Annual Report	\$12,417
Western Sydney Airport Spring 2015 Newsletter	\$2,631
An Airport for Western Sydney	\$7,795
National Heavy Vehicle Regulator Annual Report 2014-2015	\$2,352
State of Regional Australia 2015	\$3,802
Regional Progress Yearbook 2015	\$12,795
Total Cost	\$101,773

Rural & Regional Affairs and Transport Legislation Committee
ANSWERS TO QUESTIONS ON NOTICE
Additional Estimates 2015 - 2016
Infrastructure and Regional Development

Attachment B

Quantity	Product	Cost
1,500	Frequency Poster	\$428
20,000	Sport aviation z-card	\$11,000
16,000	Measuring our Performance survey brochures	\$960
2,000	Flight Safety Australia collectors' edition postcards	\$870
1,000	Close call posters	\$411
5,000	Flight Safety Australia collectors' edition 2015	\$33,390
15,000	Sport Aviation checklist cards	\$2,945
2,000	Aviation Safety Advisor survey brochures	\$975
1,000	Medical Records System poster	\$810
13,000	Medical Records System flyer	\$613
2,000	Medical Records System plastic cards	\$685
6,000	Medical Records System postcard	\$1,287
624	Medical Records System postcard supplement	\$134
50,000	Self-service flyers	\$1,333
5,000	Web redevelopment brochure	\$614
20,000	Sport aviation close call booklet	\$13,080
500	CAS 934 Form	\$652
1,500	CAS 928 Form	\$1,354
1,000	Reg Reform Presentation Folder *	\$1,145
1,200	CAS 946 "Component History Card"	\$1,080
600	CAS 926 "Engine Certification Log Books" *	\$1,350
10,000	Letterhead	\$1,636
700	Christmas Cards	\$1,419
500	CAS947 Flight Crew Licence Holder *	\$13,190
500	CAS 924 Form	\$1,740
5,000	CAS 659 Aircraft reg multi purpose form	\$646
	Total Cost	\$93,747

* print jobs, not documents

Rural & Regional Affairs and Transport Legislation Committee
ANSWERS TO QUESTIONS ON NOTICE
Additional Estimates 2015 - 2016
Infrastructure and Regional Development

Question no.: 31

Program: n/a

Division/Agency: Corporate Services

Topic: Communications staff

Proof Hansard Page: Written

Senator Ludwig, Joe asked:

1. For all departments and agencies, please provide – in relation to all public relations, communications and media staff – the following:
2. How many ongoing staff, the classification, the type of work they undertake and their location.
3. How many non-ongoing staff, their classification, type of work they undertake and their location
4. How many contractors, their classification, type of work they undertake and their location
5. How many are graphic designers?
6. How many are media managers?
7. How many organise events?

Have these arrangements changed since the change of Prime Minister on 14 September, 2015? If yes, please detail.

Answer:

Department of Infrastructure and Regional Development

As at 31 January 2016:

- 1-2. 24 ongoing staff ranging from Graduate level to EL2. Staff undertake public relations, media, event assistance, speechwriting, graphic design and communications activities for the Department and Ministers. All staff are based in Canberra.
3. Five non-ongoing staff ranging from APS6 to EL2. The staff undertake public relations, media, events assistance and communications activities and are based in Canberra.
4. Nil.
5. Three.
6. One.
7. Twelve.

These arrangements have not changed since the change of Prime Minister on 14 September, 2015.

Airservices Australia (ASA)

As at 31 January 2016:

1-2.

Function	Classification
Manager Corporate Communication – deliver internal and external communications. Location: Canberra	1 x Level 3
Senior Communication Advisor/ Unit Manager – deliver	3 x Senior Advisor

Rural & Regional Affairs and Transport Legislation Committee

ANSWERS TO QUESTIONS ON NOTICE

Additional Estimates 2015 - 2016

Infrastructure and Regional Development

internal and external communications and oversight of corporate publications/writing. Location: Canberra, Sydney	(1 x Editorial. 1 x Internal Communication, 1 x Media and External Communication)
Communication Advisor – deliver internal and external communications. Location: Canberra, Melbourne	9 x FTE (1 x contract manager, 2 x ASA7, 3 x ASA6, 2 x ASA5, 1 x ASA4 admin)
Graphic designers – Provide graphic design work for Airservices Australia. The work ranges from large publications, including the Annual Report, corporate and business plans to small promotions including posters and one page documents. Maintain Airservices Australia's website. Location: Canberra	1 x ASA 7 1 x ASA 6 1 x ASA 6

3. Nil.
4. Nil.
5. See table above.
6. See table above.
7. See table above.

Australian Maritime Safety Authority (AMSA)

As at 31 January 2016:

1-4. Details of ongoing, non-ongoing and contract staff in public relations, communications and media roles are:

Function (type of work they undertake)	Ongoing staff (as at 31/1/16)	Non-ongoing staff (as at 31/1/16)	Contractors (as at 31/1/16)	Classification	Location
Website management, writing and editing, publishing and design	3	0	0	AMSA Level 6	Canberra
Publishing and design	2	0	0	AMSA Level 5	Canberra
Media officers	3	0	0	AMSA Level 5	Canberra
Media (and Parliamentary) Manager	1	0	0	AMSA Level 7	Canberra
Engagement officers (stakeholder relations, organising events, marketing)	1	0	0	AMSA Level 7	Canberra
Engagement officers (stakeholder relations, organising events, marketing)	2	0	1	AMSA Level 5	Canberra
Communication Manager	1	0	0	Manager*	Canberra
Website Management	1	0	0	AMSA Level 4	Canberra
Website Management	0	0	1	AMSA Level 4	Canberra

**AMSA Managers are employed on renewable term contracts.*

Rural & Regional Affairs and Transport Legislation Committee
ANSWERS TO QUESTIONS ON NOTICE
Additional Estimates 2015 - 2016
Infrastructure and Regional Development

5. See table.
6. See table.
7. See table.

There has been no change to these arrangements since 14 September 2015.

Australian Transport Safety Bureau (ATSB)

As at 31 January 2016:

1-6: See table:

Function	Classification
Media Officers Provide media assistance such as: <ul style="list-style-type: none"> developing media releases, articles and web news items that promote ATSB investigation reports and findings to industry and travelling public; managing media enquiries for MH370 search operations; monitoring media; handling general enquiries from the public via email and telephone; and liaising with media agencies to respond to enquiries. Location: Canberra	1 x EL1 (non-ongoing) 1 x EL1 (ongoing)
Graphic design/web management/publishing: <ul style="list-style-type: none"> provide design work for ATSB publications such as ATSB reports, information material, annual report, safety promotion material; and provide web management and support to ATSB – includes publishing reports online, managing web content and ensuring web accessibility requirements are met. Location: Canberra	1 x EL1 (ongoing) 1 x APS5 (ongoing)
Strategic Communications Duties involve: <ul style="list-style-type: none"> managing the communication team priorities, budget and people; developing and implementing communication plans to promote ATSB safety messages to industry and travelling public; managing strategic communications activities for MH370 search effort; distributing letters to directly involved parties of an investigation; briefing the Minister's office of upcoming report releases; and coordinating the ATSB's industry engagement program to help reach industry with safety advice. Location: Canberra	1 x EL2 (ongoing)

7. n/a.

Civil Aviation Safety Authority

As at 31 January 2016:

1. Refer below:
2. Nine:
 - 3 x CS5, manage implementation of communication activities and one position manages the media enquiries, Canberra;
 - 2 x CS4, implement communications activities, Canberra;
 - 2 x CS3A, implement communications activities, Canberra;
 - 1 x CS3B, implement communications activities, Canberra; and
 - 1 x CS2A, implement communications activities, Canberra.
3. One CS4, implement communications activities, Canberra.

Rural & Regional Affairs and Transport Legislation Committee

ANSWERS TO QUESTIONS ON NOTICE

Additional Estimates 2015 - 2016

Infrastructure and Regional Development

4. Two CS4, implement communications activities, Canberra.
5. Three.
6. One.
7. Nil.

National Capital Authority (NCA)

As at 31 January 2016:

- 1-2. NCA has one ongoing staff member at 0.4 FTE to manage public relations and communications. The role is located at the Treasury Building, King Edward Terrace, Parkes and involves, media management, marketing and public relations. These arrangements have not changed since 14 September 2015.
3. NCA has one non-ongoing staff member at 1 FTE to manage public relations, communications, media, marketing social media and web management. The role is located at the Treasury Building, King Edward Terrace, Parkes, and includes:
 - Media 0.6 FTE;
 - Marketing 0.1 FTE;
 - Web and social media management 0.2 FTE; and
 - Graphic design 0.1 FTE.
4. NCA outsourced a number of Graphic Design tasks between 1 November 2015 and 31 January 2016. The contractor undertook the design of the NCA's Annual report, public notices including posters, promotional flyers and marketing materials. The contractor was located in Canberra and paid per project.
5. Prior to 1 November 2015, NCA had one Graphic Designer at 0.22 FTE (resigned). Since 2 November 2015 all graphic design work has been contracted as per question 3.
6. NCA has one non-ongoing staff member at 0.6 FTE and one ongoing staff member at 0.4 FTE to manage media relations. These arrangements have not changed since 14 September 2015.
7. NCA has two ongoing staff at 2 FTE to manage events on national land. These events include, but are not limited to, charity and not for profit events, filming requests and Australia Day Awards. These arrangements have not changed since 14 September 2015.

Rural & Regional Affairs and Transport Legislation Committee
ANSWERS TO QUESTIONS ON NOTICE
Additional Estimates 2015 - 2016
Infrastructure and Regional Development

Question no.: 32

Program: n/a

Division/Agency: Corporate Services

Topic: Reviews

Proof Hansard Page: Written

Senator Ludwig, Joe asked:

Since the change of Prime Minister on 14 September, 2015:

1. How many new reviews (defined as review, inter-departmental group, inquiry, internal review or similar activity) have been commenced? Please list them including:
 - a. the date they were ordered
 - b. the date they commenced
 - c. the minister responsible
 - d. the department responsible
 - e. the nature of the review
 - f. their terms of reference
 - g. the scope of the review
 - h. Who is conducting the review
 - i. the number of officers, and their classification level, involved in conducting the review
 - j. the expected report date
 - k. the budgeted, projected or expected costs
 - l. If the report will be tabled in parliament or made public
2. For any review commenced or ordered, have any external people, companies or contractors being engaged to assist or conduct the review?
 - a. If so, please list them, including their name and/or trading name/s and any known alias or other trading names
 - b. If so, please list their managing director and the board of directors or equivalent
 - c. If yes, for each is the cost associated with their involvement, including a break down for each cost item
 - d. If yes, for each, what is the nature of their involvement
 - e. If yes, for each, are they on the lobbyist register, provide details.
 - f. If yes, for each, what contact has the Minister or their office had with them
 - g. If yes, for each, who selected them
 - h. If yes, for each, did the minister or their office have any involvement in selecting them,
 - (i) If yes, please detail what involvement it was
 - (ii) If yes, did they see or provided input to a short list
 - (iii) If yes, on what dates did this involvement occur
 - (iv) If yes, did this involve any verbal discussions with the department
 - (v) If yes, on what dates did this involvement occur
3. Which reviews are on-going?
 - a. Please list them.
 - b. What is the current cost to date expended on the reviews?
4. Have any reviews been stopped, paused or ceased? Please list them.

Rural & Regional Affairs and Transport Legislation Committee

ANSWERS TO QUESTIONS ON NOTICE

Additional Estimates 2015 - 2016

Infrastructure and Regional Development

5. Which reviews have concluded? Please list them.
6. How many reviews have been provided to Government? Please list them and the date they were provided.
7. When will the Government be responding to the respective reviews that have been completed?
8. What reviews are planned?
 - a. When will each planned review be commenced?
 - b. When will each of these reviews be concluded?
 - c. When will government respond to each review?
 - d. Will the government release each review?
 - (i) If so, when? If not, why not?

Answer:

1. Two. Details on each are as follows:

Ministerial Forum on Vehicle Emissions:

a - 1. The Ministerial Forum on Vehicle Emissions was announced by Ministers Fletcher, Hunt and Frydenberg on 31 October 2015, and the media release included the terms of reference and timing for this review. The Forum is supported by an interdepartmental working group with membership from a range of APS agencies. Minister Fletcher chairs the Forum and the Department of Infrastructure and Regional Development provides the secretariat for the Forum and the interdepartmental working group. The Forum will report to Government on options to reduce noxious and carbon dioxide emissions from motor vehicles in line with the timing included in the announced terms of reference. To support this task, the Forum has held stakeholder consultations on 7 December 2015 and April 4 2016. The Forum also released a discussion paper on vehicle emissions on 11 February 2016 for public comment and submissions by 8 April 2016. These inputs are informing the development of regulation impact statements (RISs) that are expected to be released for public consultation in the second half of 2016. The Department's staff assigned to this task is 0.8 x EL2, 1.8 x EL1s, an APS6 and with support from an additional part time resource from the Bureau of Infrastructure, Transport and Regional Economics and oversight by an SES1. The budgeted expenditure in 2015-16 for the Department to support the secretariat and the development of the RISs is \$0.5 million. The Chair of the interdepartmental working group is a Deputy Secretary of the Department.

2. No.
3. n/a.
4. n/a.
5. n/a.
6. n/a.
7. n/a.
8. n/a.

Functional and Efficiency Review:

Functional and Efficiency Review (FER) of the Department of Infrastructure and Regional Development.

- a. 31 August 2015.
- b. 28 September 2015.
- c. Minister for Finance, Senator the Hon Mathias Cormann.
- d. The Department of Infrastructure and Regional Development.
- e. The FER's aim is to determine whether the Department of Infrastructure and Regional Development's current resourcing and functions align with the Government's forward priorities.

Rural & Regional Affairs and Transport Legislation Committee

ANSWERS TO QUESTIONS ON NOTICE

Additional Estimates 2015 - 2016

Infrastructure and Regional Development

- f. See Attachment A.
 - g. See Attachment A.
 - h. KPMG.
 - i. Three: 1 x SES Band 1, 1 x EL2, 1 x EL1.
 - j. 30 March 2016.
 - k. The expected cost is approximately \$600,000.
 - l. No.
2. Yes.
- a. KPMG have been engaged to conduct the FER, with the Hon Warwick Smith AM engaged as peer reviewer.
 - b. The KPMG Team is being led by Mr Graham Brooke, Partner; the Hon Warwick Smith AM is the peer reviewer.
 - c. The cost of the contract with KPMG is \$592,600 plus travel and related accommodation expenses; Mr Smith is contracted at \$1500 per day for up to 15 days.
 - d. KPMG are contracted to conduct the Review with Mr Brooke as lead reviewer; Mr Smith is contracted to provide peer review.
 - e. KPMG: Yes; Mr Warwick Smith AM: No.
 - f. The Ministers (the former Deputy Prime Minister and Minister for Infrastructure and Regional Development, the Hon Warren Truss MP; the Minister for Major Projects, Territories and Local Government, the Hon Paul Fletcher MP; and the former Minister Assisting the Deputy Prime Minister, the Hon Michael McCormack MP) have met with Mr Brooke and Mr Smith on one occasion to discuss the review.
 - g. KPMG: the Department of Infrastructure and Regional Development; Mr Warwick Smith: the Minister for Finance.
 - h. The Minister or their office (either the former Deputy Prime Minister and Minister for Infrastructure and Regional Development, the Hon Warren Truss MP; Minister for Major Projects, Territories and Local Government, the Hon Paul Fletcher MP; or the former Minister Assisting the Deputy Prime Minister, the Hon Michael McCormack MP) did not have any involvement in selecting KPMG; the Department is not aware of the Minister or their office (either the former Deputy Prime Minister; the Minister for Major Projects, Territories and Local Government, the Hon Paul Fletcher MP; or the former Minister Assisting the Deputy Prime Minister) having any involvement in selecting Mr Smith. The Department's understanding is that Mr Smith was selected by the Minister for Finance, Senator the Hon Matias Cormann.
- 3.
- a. The FER.
 - b. As at 31 January 2016, the cost is \$545,437.
4. No.
5. No.
6. No.
7. Not known.
8. No reviews were planned as at 31 January 2016.

Rural & Regional Affairs and Transport Legislation Committee
ANSWERS TO QUESTIONS ON NOTICE
Additional Estimates 2015 - 2016
Infrastructure and Regional Development

Attachment A

Specific Terms of Reference for the Functional and Efficiency Review of the Department of Infrastructure and Regional Development

August 2015

Aim of the Review

This Review will determine whether the Department of Infrastructure and Regional Development's (Infrastructure) current resourcing and functions align with the Government's forward priorities, taking into account considerations arising from the November 2012 Australian Public Service Commission's Capability Review of Infrastructure (formerly the Department of Infrastructure and Transport) and other relevant reviews.

Scope

The Review will cover all aspects of Infrastructure's functions in accordance with the scope for Functional and Efficiency Reviews as set out at Attachment A. The Review will also assist Infrastructure's leadership by providing data to support it to undertake internal reform, including in the development of implementation plans and ensuring that performance information is available to measure the dividends from reinvestment amongst functions. The Review would be informed by any other relevant reviews; where they are operating concurrently with this Review, the Independent Review Leader (Review Leader) may propose appropriate exemptions or exchange of interim findings and data, where appropriate. The Review will progress the *Smaller Government* reform agenda and make recommendations across all entities of the Infrastructure portfolio.

The Review Leader will work with relevant Ministers to ensure the Review proceeds on the basis of a deep understanding of Government's goals and strategy for these areas of activity, including long-term priorities and preferred business models for service delivery, issues management, priority setting and risk mitigation.

Resourcing

The Review will be undertaken by a Review Leader commissioned by Infrastructure and agreed with the Department of Finance (Finance). Infrastructure will provide staffing and financial resourcing and Finance will provide staffing support on an as needed basis. Costs will be met from within existing resourcing.

Affected parties and consultation

The Review Leader will consult with other appropriate parties as needed during the Review to gather necessary data and information to make sound recommendations.

Recommendations with financial impacts will be validated by Finance against the existing forward estimates as part of the standard co stings process, prior to being brought forward for consideration by Government through the Budget process.

Deliverables

The Reviews will conclude and be provided to the Minister for Finance and the Minister for Infrastructure and Regional Development by March 2016 to allow for consideration of any actions arising to be considered in the context of the 2016-17 Budget.

Contestability Programme- Functional and Efficiency Reviews General Terms of Reference

Background to the Review

A Functional and Efficiency Review (the Review) will support Ministers to align public resources to Government's specific portfolio objectives, achieve planned reforms and address contemporary pressures while ensuring a responsive and streamlined public sector. These Reviews form part of the whole-of-government Contestability Programme.

Aim of the Review

The Reviews will comprehensively assess the efficiency and effectiveness of all aspects of an entity's operations, programmes and administration. In doing so, they will look at an entity's expenditure, structure and ability to achieve results, including examining optimal management structures, contract management and value for money in consultancies, and determine whether current resourcing and functions performed within the entity align with the Government's forward priorities, including the *Smaller Government Agenda*. Some Reviews may also inform the development of the White Paper on the Reform of the Federation.

Scope

A Review is to cover all aspects of the entity's functions in order to assess and report on:

- a) The role of the entity as determined by:
 - a. the Government's forward priorities, other reviews, and contemporary pressures;
 - b. the outcomes and functions to support achieving these priorities, including the functions that the entity should continue, transfer or commence; and
 - c. legislative requirements, associated resourcing requirements, including legacy programmes or investments that should cease where they no longer support the Government's commitments or forward priorities and are not legislatively required.
- b) Any barriers affecting the entity from achieving its current intended outcomes and, where relevant, propose solutions to address these concerns.
- c) The feasibility and efficiency of alternative approaches, including through contestable provision, to address the Government's priorities including identifying the benefits, costs, risks and any other relevant considerations (including legal, regulatory and cultural considerations).
- d) The proposed transition path to implement preferred alternatives, including how performance could be managed, APS staffing, capability considerations and governance.

Functions performed by the entity but which are common across government may progress through other streams of the Contestability Programme.

Governance

The Review will be led by an Independent Review Leader (Review Leader), commissioned by the entity involved, and agreed with Finance. Finance and the entity will agree to governance arrangements at the commencement of the review process. This will include Ministerial engagement and general oversight by the Contestability Programme Steering Committee (CPSC), led by Finance.

The Review Leader will report regularly on the Review to the relevant stakeholders, including the CPSC, and through the Secretary of Finance and other relevant Secretaries, to respective Ministers. Regular reporting provides assurance that the Review is progressing as agreed and provides opportunities for feedback and guidance from relevant stakeholders.

Rural & Regional Affairs and Transport Legislation Committee

ANSWERS TO QUESTIONS ON NOTICE

Additional Estimates 2015 - 2016

Infrastructure and Regional Development

Affected parties and consultation

The Review Leader will consult with other parties and stakeholders as needed during the Review to gather necessary data and information to make sound recommendations.

Rural & Regional Affairs and Transport Legislation Committee

ANSWERS TO QUESTIONS ON NOTICE

Additional Estimates 2015 - 2016

Infrastructure and Regional Development

Question no.: 33

Program: n/a

Division/Agency: Corporate Services

Topic: Commissioned reports

Proof Hansard Page: Written

Senator Ludwig, Joe asked:

Since the change of Prime Minister on 14 September, 2015:

1. How many reports (including paid external advice) have been commissioned by the Minister, department or agency?
 - a. Please provide details of each report including date commissioned, date report handed to Government, date of public release, Terms of Reference and Committee members.
2. How much did each report cost/or is estimated to cost? How many departmental or external staff were involved in each report and at what level?
3. What is the current status of each report? When is the Government intending to respond to these reports?

Answer:

Two reports have been commissioned by the Department, as follows:

Aviation and Airports Division

1.

- a. Land Valuation Services and Determination of Ex-Gratia Rates for Hobart and Launceston Airports.

Date commissioned: 15 January 2016.

Terms of reference/purpose:

Overview:

The Supplier will, through independent expertise:

- i. identify the sites at Hobart and Launceston airports subject to ex-gratia rates payments according to the Commonwealth's interpretation of the lease provisions;
- ii. value these areas of the airport, as far as possible, in accordance with the methodology used by the State Valuer-General to value areas off-airport;
- iii. assess the appropriate rate to be applied to the airport sites taking into account the rate applied by the relevant local councils to commercial land off-airport; and
- iv. calculate the appropriate ex-gratia rates payment to be made by the airport to the council.

Purpose:

- i. the Commonwealth Department of Infrastructure and Regional Development (the Department) requires the Land Valuation Services and Determination of Ex-Gratia Rates for the parcels of land that form Hobart and Launceston airports;
- ii. the Land Valuation Services and Determination of Ex-Gratia Rates will quantify the amount equivalent to rates, if rates were leviable or payable, for Hobart and Launceston Airports in accordance with the airport leases; and
- iii. the advice provided by the Supplier to the Department may only be used in a brief (or briefs) to Government, as well as to inform enforcement of the lease obligation of the Hobart and Launceston Airport Lessee Companies (ALCs) to pay to the relevant Government authority amounts in lieu of rates (potentially including legal proceedings).

Rural & Regional Affairs and Transport Legislation Committee

ANSWERS TO QUESTIONS ON NOTICE

Additional Estimates 2015 - 2016

Infrastructure and Regional Development

2. \$44,000; No departmental staff involved. This is an external report.
3. Due for completion in first half of 2016.

Western Sydney Unit

1.
 - a. On 13 November 2015, the Australian and NSW governments announced a 12-month joint scoping study to define the need, timing and service options for rail investment to service the proposed Western Sydney Airport and the broader Western Sydney area. Details of the Scoping Study including the Objectives, Terms of Reference and Steering Committee members are available at <http://westernsydneyairport.gov.au/resources/scopingstudy_rail.aspx>.
3. The Scoping Study is estimated to cost over \$2 million. The various consultancy roles to develop the study are currently being procured by the NSW and Australian governments. In addition to the departmental members of the Steering Committee, there is one EL1 involved in the Scoping Study.
4. The final report is expected to be completed in late 2016.

Rural & Regional Affairs and Transport Legislation Committee
ANSWERS TO QUESTIONS ON NOTICE
Additional Estimates 2015 - 2016
Infrastructure and Regional Development

Question no.: 34

Program: n/a

Division/Agency: Corporate Services

Topic: Appointments

Proof Hansard Page: Written

Senator Ludwig, Joe asked:

Since the change of Prime Minister on 14 September, 2015:

1. Please detail any board appointments made to date.
2. What is the gender ratio on each board and across the portfolio?
3. Has the department instigated or changed its gender ratio target and/or any other policy intended to increase the participation rate of women on boards? If yes, please specify what the target and policy is for each board.
4. Please specify when these gender ratio or participation policies were changed.

Answer:

1. Please refer to the response to Senate Order 13 tabled prior to each hearing.
2. Please refer to the table below for ratios as at 31 January 2016:

Board	Gender Ratio
Airservices Australia	M = 5 (62.5%) F = 3 (37.5%)
Australian Maritime Safety Authority	M = 6 (75%) F = 2 (25%)
Australian Transport Safety Bureau	M = 3 (75%) F = 1 (25%)
Civil Aviation Safety Authority	M = 4 (67%) F = 2 (33%)
Infrastructure Australia	M = 9 (69%) F = 4 (31%)
National Capital Authority	M = 3 (75%) F = 1 (25%)
National Transport Commission	M = 3 (60%) F = 2 (40%)
Across the portfolio boards	M = 33 (69%) F = 15 (31%)

3. Appointments are a matter for the Government, not the Department.
4. n/a.

Rural & Regional Affairs and Transport Legislation Committee
ANSWERS TO QUESTIONS ON NOTICE
Additional Estimates 2015 - 2016
Infrastructure and Regional Development

Question no.: 35

Program: n/a

Division/Agency: Corporate Services

Topic: Stationery requirements

Proof Hansard Page: Written

Senator Ludwig, Joe asked:

Since the change of Prime Minister on 14 September, 2015:

1. How much has been spent by each department and agency on the government (Ministers / Parliamentary Secretaries) stationery requirements in your portfolio to date?
 - a. Detail the items provided to the minister's office.
 - b. Please specify how many reams of paper have been supplied to the Minister's office.
2. How much has been spent on departmental stationery requirements to date.
3. Has any customised stationery been requested or provided to the Minister or Ministerial Staff? If yes, please include a photo/scan, detail the type of stationery, date it was requested, date it was provided and the cost.

Answer:

As at 31 January 2016:

1. \$14,858 (excl GST) was spent on stationery requirements for the Deputy Prime Minister, the Assistant Minister to the Deputy Prime Minister and the Minister.
 - a. general stationery items were provided.
 - b. 204 reams of paper were supplied.
2. \$97,208 (excl GST).
3. Aside from day-to-day business requirements, no customised stationery was provided.

Rural & Regional Affairs and Transport Legislation Committee
ANSWERS TO QUESTIONS ON NOTICE
Additional Estimates 2015 - 2016
Infrastructure and Regional Development

Question no.: 36

Program: n/a

Division/Agency: Corporate Services

Topic: Electronic equipment

Proof Hansard Page: Written

Senator Ludwig, Joe asked:

Since the change of Prime Minister on 14 September, 2015:

1. Other than phones, ipads or computers – please list the electronic equipment provided to the Minister’s office.
 - a. List the items
 - b. List the items location or normal location
 - c. List if the item is in the possession of the office or an individual staff member of minister, if with an individual list their employment classification level
 - d. List the total cost of the items
 - e. List an itemised cost breakdown of these items
 - f. List the date they were provided to the office
 - g. Note if the items were requested by the office or proactively provided by the department

Answer:

As at 31 January 2016:

1. a-g:

Item	Location	In Possession Of	Cost GST Exc.	Purchase Date	Requested By
Dymo Label Printer	Office	Office	215	19/10/2015	Office
Video Conferencing Unit	Office	Office	10,271	25/10/2015	Office
Video Conferencing Unit	APH	Office	2,880	30/10/2015	Office
Electronic Whiteboard	Office	Office	2,531	2/11/2015	Office
		Total Cost	\$ 15,897		

Rural & Regional Affairs and Transport Legislation Committee
ANSWERS TO QUESTIONS ON NOTICE
Additional Estimates 2015 - 2016
Infrastructure and Regional Development

Question no.: 37

Program: n/a

Division/Agency: Corporate Services

Topic: Media Subscriptions

Proof Hansard Page: Written

Senator Ludwig, Joe asked:

Since the change of Prime Minister on 14 September, 2015:

1. What pay TV subscriptions does your department/agency have?
 - a. Please provide a list of channels and the reason for each channel.
 - b. What has been the cost of this package/s during the specified period?
 - c. What is provided to the Minister or their office?
 - d. What has been the cost of this package/s during the specified period?
2. What newspaper subscriptions does your department/agency have?
 - a. Please provide a list of newspaper subscriptions and the reason for each.
 - b. What has been the cost of this package/s during the specified period?
 - c. What is provided to the Minister or their office?
 - d. What has been the cost of this package/s during the specified period?
3. What magazine subscriptions does your department/agency have?
 - a. Please provide a list of magazine subscriptions and the reason for each.
 - b. What has been the cost of this package/s during the specified period?
 - c. What is provided to the Minister or their office?
 - d. What has been the cost of this package/s during the specified period?
4. What publications does your department/agency purchase?
 - a. Please provide a list of publications purchased by the department and the reason for each.
 - b. What has been the cost of this package/s during the specified period?
 - c. What is provided to the Minister or their office?
 - d. What has been the cost of this package/s during the specified period?

Answer:

Department of Infrastructure and Regional Development

As at 31 January 2016:

1. The Department has a subscription with Foxtel.
 - a. The package provided by Foxtel contains a package of channels and has been assessed as the most cost effective and relevant package for the Department.
 - b. \$10,350.
 - c. There are two Foxtel subscriptions for the Ministers and their offices.
 - d. \$822.
2. The Australian, The Australian Financial Review, Canberra Times, The Daily Telegraph, Herald Sun, The Land, Sydney Morning Herald, The Guardian, The Islander.

Rural & Regional Affairs and Transport Legislation Committee

ANSWERS TO QUESTIONS ON NOTICE

Additional Estimates 2015 - 2016

Infrastructure and Regional Development

- a. Each of the newspaper subscriptions are purchased as they are relevant to the Department's industry and professional work.
 - b. \$6,277.
 - c. Adelaide Advertiser, The Age, The Australian, The Australian Financial Review, Business Review Weekly, Canberra Times, Courier Mail, The Daily Telegraph, The Economist, Herald Sun, The Land, The Spectator and Sydney Morning Herald and The Monthly.
 - d. \$9,832.
3. Quarterly Essay, Executive PA Magazine, Journal of Airport Management.
- a. Each of the magazines is relevant to the Department's industry and professional work.
 - b. \$1,413.
 - c. Quarterly Essay.
 - d. \$91.
4. Style Manual, Airports Act 1996, Triumph of the City, Australia's Unintended Cities, AS/NSA ISO Risk Management, Public Service Act, What a Waste: Outsourcing and how it goes wrong, Aviation Transport Security Act 2004, Aviation Transport Security Regulations 2005, Maritime Transport and Offshore Facilities Security Act 2003, Maritime Transport and Offshore Facilities Security Regulations 2003.
- a. The Department purchases publications to ensure staff are informed about news and current events relevant to the Department's responsibilities.
 - b. \$1,504.
 - c. Nil.
 - d. n/a.

Airservices Australia

As at 29 February 2016:

1. The National Operations Centre and Air Traffic Control centres require Foxtel in order to responsibly manage the air traffic network and gain information regarding relevant alerts and activities within Australia. Airservices subscribes to Parliamentary TV to help ensure the organisation remains up-to-date with relevant aviation legislation and regulatory developments.

The Aviation Rescue and Fire Fighting (ARFF) group subscribe to the standard Foxtel package at fire stations. The ARFF fire fighters cannot leave the immediate vicinity of their fire station whilst on shift. The length of shifts worked at some of the stations, and the fact that some stations are in remote or regional localities with limited choice or duration of standard TV coverage, has prompted ARFF to make it available. The monthly Business Package rate for Foxtel is \$150. We have 26 ARFF stations (most of which have Foxtel) so the cost is approximately \$19,500 for the period.
2. Airservices newspaper subscriptions (The Australian, Canberra Times, Financial Review, The Age, Sydney Morning Herald, Daily Telegraph and Herald Sun) ensure the organisation is kept informed on news and current events. The cost is \$6,267. (ex GST)
3. Airservices subscribes to industry and technical magazines to ensure staff are informed of aviation industry events, technical matters, innovations, policy changes, regulations and standards. The cost for paper magazine subscriptions is \$5,403.
4. Airservices purchases a large number of books, articles, and reports to keep staff informed of aviation industry events, technical matters, innovations, policy changes, regulations and standards. The cost is \$19,331.

Australian Maritime Safety Authority

As at 31 January 2016:

1. The Australian Maritime Safety Authority (AMSA) subscribes to Foxtel.

Rural & Regional Affairs and Transport Legislation Committee

ANSWERS TO QUESTIONS ON NOTICE

Additional Estimates 2015 - 2016

Infrastructure and Regional Development

- a. The channels are those provided with the Business Premium package offered by Foxtel. The reason the Business Premium package has been selected by AMSA is that it provides Sky News to keep staff informed about current events that may be relevant to AMSA's operations.
 - b. The cost for Foxtel was \$3,440 GST exclusive.
 - c. Nil.
 - d. n/a.
2. AMSA offices have subscriptions for major daily and regional newspapers as a means of keeping staff informed about news and current events which may be relevant to AMSA's operations.
- a. AMSA receives the following newspapers on business days Monday to Friday at the following locations:
 - Canberra Office – The Australian, Canberra Times, Daily Telegraph, Financial Review and Sydney Morning Herald.
 - Sydney Office – Sydney Morning Herald.
 - Fremantle Office – The Australian and the West Australian.
 - b. The total cost is \$4,682 GST exclusive.
 - c. Nil.
 - d. n/a.
- 3-4. AMSA subscribes to and purchases relevant business, trade, professional and industry magazines and publications relevant to its role as the national agency responsible for maritime safety, protection of the marine environment and maritime and aviation search and rescue.
- a & b. AMSA does not maintain centralised records for each subscription that would make it possible to provide a detailed breakdown in the terms sought in these questions without an unreasonable diversion of resources.
- c. Nil.
 - d. n/a.

Australian Transport Safety Bureau

As at 31 January 2016:

1. Nil.
2. Nil.
3.
 - a.
 - Rail Express—to keep abreast of rail industry developments.
 - Australian Aviation—to keep abreast of aviation industry developments.
 - Flight Comment—Search and rescue magazine sent by Canadian National Defence.
 - Vector—Civil flight safety magazine sent by Civil Aviation Safety Authority of New Zealand
 - b. Magazines are provided free of charge.
 - c. Nil.
 - d. Magazines are provided free of charge
4. Nil.

Civil Aviation Safety Authority

For the period 1 September 2015 to 31 January 2016:

1. Foxtel's Business Premium Package.

Rural & Regional Affairs and Transport Legislation Committee

ANSWERS TO QUESTIONS ON NOTICE

Additional Estimates 2015 - 2016

Infrastructure and Regional Development

- a. As it provides staff with a wider range of access to news and other appropriate channels.
- b. \$2,229.
- c-d n/a.

2 – 4.

- a. CASA subscribes to newspapers and aviation magazines and publications to allow staff to be kept informed of news items and of aviation industry developments. CASA does not track the titles of individual newspapers and magazines.
- b. \$25,466.
- c-d. n/a.

National Capital Authority

As at 31 January 2016:

- 1. The National Capital Authority (NCA) did not purchase any pay TV subscriptions.
- 2. The NCA subscribed to the following newspapers:
 - a. Canberra Times, the Financial Review and The Australian. These newspapers provide NCA staff with local, national and international news, financial news and information on current affairs.
 - b. The total cost of these newspapers was \$1,507.
 - c. n/a.
 - d. n/a.
- 3. The NCA did not purchase any magazine subscriptions.
- 4. The NCA did not purchase other publications.

Rural & Regional Affairs and Transport Legislation Committee
ANSWERS TO QUESTIONS ON NOTICE
Additional Estimates 2015 - 2016
Infrastructure and Regional Development

Question no.: 38

Program: n/a

Division/Agency: Corporate Services

Topic: Meeting costs

Proof Hansard Page: Written

Senator Ludwig, Joe asked:

Since the change of Prime Minister on 14 September, 2015:

1. How much has the Department/Agency spent on meeting costs? Detail date, location, purpose and cost of all events, including any catering and drinks costs.
2. For each Minister and Parliamentary Secretary office, please detail total meeting spend from to date. Detail date, location, purpose and cost of each event including any catering and drinks costs.
3. What meeting spend is the Department/Agency's planning on spending? Detail date, location, purpose and cost of all events including any catering and drinks costs.
4. For each Minister and Parliamentary Secretary office, what meeting spend is currently being planned for? Detail date, location, purpose and cost of each event including any catering and drinks costs.

Answer:

Department of Infrastructure and Regional Development

The Department does not record meeting cost data in a way that would readily allow answers to be provided to this question. To attempt to provide this level of detail would involve an unreasonable diversion of resources.

Airservices Australia

Airservices does not record meeting cost data in a way that would readily allow answers to be provided to this question. To attempt to provide this level of detail would involve an unreasonable diversion of resources.

Australian Maritime Safety Authority (AMSA)

1. Expenditure on catering for meetings is included in the answer to 16. AMSA does not record data in a way that would provide the level of detail sought in the question and it would be an unreasonable diversion of resources to do so.
2. n/a.
3. It is not possible to provide the details sought about planned expenditure on meetings, as this type of expenditure is incurred on an ad hoc, case by case basis and is demand driven.
4. n/a.

Australian Transport Safety Bureau (ATSB)

ATSB does not record meeting cost data in a way that would readily allow answers to be provided to these questions. To attempt to provide this level of detail would involve an unreasonable diversion of resources.

Rural & Regional Affairs and Transport Legislation Committee

ANSWERS TO QUESTIONS ON NOTICE

Additional Estimates 2015 - 2016

Infrastructure and Regional Development

Civil Aviation Safety Authority

As at 31 January 2016:

1. \$30,845 on meetings and safety seminars. Meetings were with the aviation industry and international visitors, and costs include venue, audio-visual hire and catering. To obtain the detailed information would involve an unreasonable diversion of resources.
2. n/a.
3. For the remainder of 2015-16, \$111,721 for meetings and safety seminars. Details on date, location and purpose of all events are yet to be determined.
4. n/a.

National Capital Authority (NCA)

As at 31 January 2016:

1. \$403 on meeting costs.

Dates:

- 19 October 2015 – NCA Board Meeting
- 10 December 2015 – NCA Board Meeting

Location: On site at the NCA premises in Parkes ACT.

Purpose: The Board is the primary decision making body for the NCA and provides the NCA's strategic direction.

Cost:

- 19 October 2015 – \$103.80
- 10 December 2015 – \$299.10

2. n/a.
3. NCA Board Meetings are held on-site six times per year. Each meeting has an estimated cost of between \$100 and \$300. Depending on the number of items due for decision, the Board works through the lunch period and occasionally through the dinner period. All meals are catered for.
4. n/a.

Rural & Regional Affairs and Transport Legislation Committee
ANSWERS TO QUESTIONS ON NOTICE
Additional Estimates 2015 - 2016
Infrastructure and Regional Development

Question no.: 39

Program: n/a

Division/Agency: Corporate Services

Topic: Media training

Proof Hansard Page: Written

Senator Ludwig, Joe asked:

Since the change of Prime Minister on 14 September, 2015:

1. In relation to media training services purchased by each department/agency, please provide the following information:
 - a. Total spending on these services
 - b. An itemised cost breakdown of these services
 - c. The number of employees offered these services and their employment classification
 - d. The number of employees who have utilised these services and their employment classification
 - e. The names of all service providers engaged
 - f. The location that this training was provided
2. For each service purchased from a provider listed under (1), please provide:
 - a. The name and nature of the service purchased
 - b. Whether the service is one-on-one or group based
 - c. The number of employees who received the service and their employment classification (provide a breakdown for each employment classification)
 - d. The total number of hours involved for all employees (provide a breakdown for each employment classification)
 - e. The total amount spent on the service
 - f. A description of the fees charged (i.e. per hour, complete package)
3. Where a service was provided at any location other than the department or agency's own premises, please provide:
4. The location used
5. The number of employees who took part on each occasion
6. The total number of hours involved for all employees who took part (provide a breakdown for each employment classification)
7. Any costs the department or agency's incurred to use the location

Answer:

Department of Infrastructure and Regional Development

1. No media training services have been purchased.
- 2-7. n/a.

Airservices Australia

1. No media training services have been purchased.
- 2-7. n/a.

Rural & Regional Affairs and Transport Legislation Committee

ANSWERS TO QUESTIONS ON NOTICE

Additional Estimates 2015 - 2016

Infrastructure and Regional Development

Australian Maritime Safety Authority

1. No media training services have been purchased.
- 2-7. n/a.

Australian Transport Safety Bureau

1. No media training services have been purchased.
- 2-7. n/a.

Civil Aviation Safety Authority

1. No media training services have been purchased.
- 2-7. n/a.

National Capital Authority

1. No media training services have been purchased.
- 2-7. n/a.

Rural & Regional Affairs and Transport Legislation Committee
ANSWERS TO QUESTIONS ON NOTICE
Additional Estimates 2015 - 2016
Infrastructure and Regional Development

Question no.: 40

Program: n/a

Division/Agency: Corporate Services

Topic: Consultancies

Proof Hansard Page: Written

Senator Ludwig, Joe asked:

Since the change of Prime Minister on 14 September, 2015:

1. How many consultancies have been undertaken? Identify the name of the consultant, the subject matter of the consultancy, the duration and cost of the arrangement, and the method of procurement (ie. open tender, direct source, etc). Also include total value for all consultancies.
2. How many consultancies are planned for this calendar year? Have these been published in your Annual Procurement Plan (APP) on the AusTender website and if not why not? In each case please identify the subject matter, duration, cost and method of procurement as above, and the name of the consultant if known.
3. Have any consultancies not gone out for tender?
 - a. List each, including name, cost and purpose
 - b. If so, why?

Answer:

1. A list of consultancies for the period 14 September 2015 to 31 January 2016 valued at \$10,000 or more can be found on the AusTender website.
2. Planned consultancies for the 2016 calendar year are outlined in the Department's Annual Procurement Plan which can be found on the AusTender website.
3. Yes. For details of consultancies of this type for the period 14 September 2015 to 31 January 2016, please refer to [Attachment A](#).

Supplier Name	Description	Start Date	End Date	Value (\$)	Reason for not going out for tender
Greenhill & Co. Australia Pty Limited	Peer Review Services for Western Sydney Airport	21/09/2015	18/12/2015	\$935,000.00	For reasons of extreme urgency brought about by events unforeseen by the Department, the goods and services could not be obtained in time under open tender or prequalified tender.
Preston Rowe Paterson NSW Pty Limited	Review of valuation of sand - Jandakot	23/09/2015	15/10/2015	\$11,000.00	Procurement did not reach the required threshold to go out to tender.
CSIRO	Undertake modelling of cattle supply chains	30/09/2015	16/04/2016	\$150,000.00	Procurement of goods and services by the Department from other Commonwealth, state, territory or local government entities when no commercial market exists or when legislation or Commonwealth policy requires the use of a government provider.
Ian Myers	Community Programmes - Independent Viability Assessments	22/10/2015	30/06/2016	\$16,500.00	Procurement did not reach the required threshold to go out to tender.
McGrath Nicol Advisory Partnership	Independent Viability Services for Community Programmes	22/10/2015	30/06/2016	\$27,500.00	Procurement did not reach the required threshold to go out to tender.
Fellows Medlock and Associates Pty Ltd	Last Port of Call (LPOC) Review	10/12/2015	4/03/2016	\$62,700.00	Procurement did not reach the required threshold to go out to tender.
Petersen Ink	Technical Writer for Transport Security Coordination Team Project	11/12/2015	25/03/2016	\$33,000.00	Procurement did not reach the required threshold to go out to tender.
Herron Todd White (Melbourne) Pty Ltd	Airports Land Valuation and Rates Determination - Hobart and Launceston Airports	15/01/2016	14/03/2016	\$44,000.00	Procurement did not reach the required threshold to go out to tender.
Adam Pekol Consulting Pty Ltd	Australian Transport Facts Services	20/01/2016	29/06/2016	\$22,000.00	Procurement did not reach the required threshold to go out to tender.

Rural & Regional Affairs and Transport Legislation Committee
ANSWERS TO QUESTIONS ON NOTICE
Additional Estimates 2015 - 2016
Infrastructure and Regional Development

Question no.: 41

Program: n/a

Division/Agency: Corporate Services

Topic: Provision of equipment – ministerial

Proof Hansard Page: Written

Senator Ludwig, Joe asked:

Since the change of Prime Minister on 14 September, 2015:

1. For departments/agencies that provide mobile phones to Ministers and/or Parliamentary Secretaries and/or their offices, what type of mobile phone has been provided and the costs?
 - a. Itemise equipment and cost broken down by staff or minister classification
2. Has electronic equipment (such as ipad, laptop, wireless card, vasco token, blackberry, mobile phone (list type if relevant), thumb drive, video cameras) been provided by the department/agency? If yes provide a list of:
3. What is provided?
4. The purchase cost.
5. The ongoing cost.
6. A list of any accessories provided for the equipment and the cost of those accessories. (e.g. iPad keyboards, laptop carry bags, additional chargers etc).
7. A breakdown of what staff and staff classification receives each item.

Answer:

As at 31 January 2016:

1. Mobile Phone type and purchase cost (excl GST): iPhone 6 (64 GB) - \$982:

Classification	No. of Staff	Approx. Cost
Advisor	1	\$982
Chief of Staff	1	\$982
EA/Diary Manager	1	\$982
Media Advisor	1	\$982

- 2-4. Yes. Equipment provided to ministerial staff includes iPhones, iPads and one laptop. The purchase price of the equipment currently provided is approximately \$17,145 (excl GST).
5. The ongoing cost is as follows:

iPads	\$16 - \$64 per device per month
iPhones	Data at \$16 - \$45 per device per month plus: Optus voice – call charges based on usage Telstra voice – call charges based on usage with a minimum voice cost of \$4.50 per device per month

6. Nil.
7. The equipment is available to all levels of staff across the Department and is issued depending on the business requirement and the nature of the officer's work.

Rural & Regional Affairs and Transport Legislation Committee
ANSWERS TO QUESTIONS ON NOTICE
Additional Estimates 2015 - 2016
Infrastructure and Regional Development

Question no.: 42

Program: n/a

Division/Agency: Corporate Services

Topic: Provision of equipment – departmental

Proof Hansard Page: Written

Senator Ludwig, Joe asked:

Since the change of Prime Minister on 14 September, 2015:

1. Has electronic equipment (such as ipad, laptop, wireless card, vasco token, blackberry, mobile phone (list type if relevant), thumb drive, video cameras) been provided by the department/agency to departmental staff? If yes provide a list of:
2. What has been provided?
3. The purchase cost.
4. The ongoing cost.
5. A list of any accessories provided for the equipment and the cost of those accessories. (e.g. iPad keyboards, laptop carry bags, additional chargers etc).
6. A breakdown of what staff and staff classification receives each item.

Answer:

All answers are as at 31 January 2016:

Department of Infrastructure and Regional Development

1. Yes.
2. The Department supplies laptops, mobile phones, iPads and iPhones to staff based on business requirements.
3. At the time of purchase the ex-GST cost of each was:

Laptop	\$2,145
iPad	\$943
iPhone 6 (64 GB) up to iPhone 6 plus	\$982 - \$1,396

4. The ongoing cost is as follows:

Data cards (for Laptops)	\$45 to \$64 per month plus charges where plan usage is exceeded
iPads	\$16 - \$64 per device per month
iPhones	Data at \$16 - \$45 per device per month plus: Optus voice – call charges based on usage Telstra voice – call charges based on usage with a minimum voice cost of \$4.50 per device per month

5. Nil.
6. The equipment is available to all levels of staff across the Department and is issued depending on the business requirement and the nature of the officer's work.

Rural & Regional Affairs and Transport Legislation Committee

ANSWERS TO QUESTIONS ON NOTICE

Additional Estimates 2015 - 2016

Infrastructure and Regional Development

Airservices Australia

1-6. Airservices provides electronic equipment to staff as outlined in the table below.

Pricing is on average costs as this gives a truer reflection of what we actually have commitment for.

The cost of iPads and iPhones includes all accessories and are based on the current approved standard models.

Item		#	Upfront Cost (ex GST)	Ongoing Cost (ex GST)	Equipment Custodian Classifications
Laptop	Basic Laptop	1,601	No upfront cost as leased over 36 months	\$49/month*	Any level staff that has a requirement to travel or work remotely
	Lightweight Laptop	490	No upfront cost as leased over 36 months	\$65/month*	Primarily senior managers or staff who have WH&S restrictions
RSA Tokens		1,605	\$60	No ongoing cost	Any staff member that has a requirement to connect remotely or work from home
Standard Mobile Phones		415	\$218	\$9 per month plus call costs (SMS now included in monthly cost)	Any staff member that has a requirement for remote or after hours contact
iPhones **		305	\$988	\$9 monthly fee plus \$19.95 per month on the standard iPhone Plan plus call costs (SMS included in monthly cost)	Primarily senior managers unless an approved business case is received
iPads **		49	\$995	\$23 per month on the standard shared data plan**	Primarily senior managers unless an approved business case is received
IronKey USB***		33	4GB \$381 16GB \$546	Price Includes - 3 Year IronKey Enterprise Management Service + AntiMalware \$195	Any staff member that has a requirement for secure and protected USB connectivity
Wireless Data Cards This includes SIM cards to provide data services		395	\$175	\$23/month on the standard shared data plan**	Any level staff that has requirement to travel or work remotely

* Lease price varies depending on upfront cost at time of acquisition. This cost is an average over all models.

** Not all services are standard depending on the requirements. More expensive plans may have been implemented to save on the overall costs.

*** This covers only approved IronKey USB devices. Currently an End Point Protection Solution which will allow Airservices to manage and monitor the use of USB ports is being developed for in the Information and Communication Technology (ICT) environment.

Rural & Regional Affairs and Transport Legislation Committee**ANSWERS TO QUESTIONS ON NOTICE**

Additional Estimates 2015 - 2016

Infrastructure and Regional Development**Australian Maritime Safety Authority (AMSA)**

- Other than desktop computers, equipment provided to staff includes laptop computers and screens, mobile phones and smartphones, iPads, small printers, cameras and consumable equipment such as thumb drives.
- AMSA is unable to provide a breakdown in the terms sought without an unreasonable diversion of resources. The initial purchase cost is generally not specifically recorded as it falls below the required recording threshold included in AMSA's Fixed Assets Register.

Ongoing costs to provide the equipment vary per device, depending on voice and data usage plans. The equipment is available to all levels of staff across the agency and is issued dependent upon operational need and business requirements and the nature of the officer's work.

Australian Transport Safety Bureau

- Yes.

2	3	4	5	6
Equipment Type	Purchase Cost (per unit)	Ongoing costs (per unit)	Accessories	Staff numbers and Classification
BlackBerry	\$610	\$26 per month	Charger, Screen protector	90 - management, corporate and investigation staff
iPhone	\$1084	26 per month	Charger, Screen protector	1 - Corporate staff
Wifi Hotspot Devices	\$318	\$49 per month	Nil	6 - management, corporate and investigation staff
DVD reader/writer	\$70	Nil	Nil	6 - investigation staff
Voice recorders	\$800	Nil	Nil	75 - management, corporate and investigation staff
GPS units	\$355	Nil	Nil	15 - investigation staff
Personal gas detectors	\$2,500	Calibration \$814 monthly	Carry bag	4 - marine investigation staff
Satellite phones	\$1,000	\$7 per month		12 - investigation staff
Video cameras	\$1,000	Nil		8 - investigation staff
Cameras	\$300 - \$1000	Nil		77 - investigation staff
Laptops	\$2145	Nil	Docking station, charger, keyboard and mouse	20 - investigation staff
Tablets (SP3)	\$1,248	Nil	Docking station, charger, Keyboard and mouse	113 - management, corporate, contractors and investigation staff

Rural & Regional Affairs and Transport Legislation Committee

ANSWERS TO QUESTIONS ON NOTICE

Additional Estimates 2015 - 2016

Infrastructure and Regional Development

Civil Aviation Safety Authority

1-5:

Electronic Equipment Item	Quantity	Total Purchase Cost	Ongoing Cost
Laptops (bundle includes laptop bags)	317	Nil purchased	No ongoing costs. Laptops provided from existing availability from Pool Stock.
iPads	49	\$32,287	<ul style="list-style-type: none"> • \$35 per month (4 GB)
Wireless Cards (Next G Modem)	5	\$1,008	<ul style="list-style-type: none"> • \$19 per month (1 GB) • \$29 (4 GB) • \$39 (8 GB) • \$79 (15 GB)
Mobile Phones	20	\$2,592	<ul style="list-style-type: none"> • \$5 per month – voice • \$10 per month (1 GB) • \$19 (2 GB) • \$29 (3 GB) • \$39 (5 GB) • \$69 (12 GB)
iPhones	34	\$29,702	<ul style="list-style-type: none"> • \$5 per month – phone • \$30 per month (2GB)
Physical Security Tokens (VASCO) - \$40 per token	2	Nil Purchased	No ongoing costs. Tokens provided from existing availability from Pool Stock.
Software Security Tokens (VASCO) - \$15 per token	-	Nil Purchased	No ongoing cost. 521 purchased April 2013, 100 purchased March 2015. Unable to provide definite new activations numbers within the required date range as the end user activates it through a portal.
Thumb Drives	Not Tracked	Considered stationery	Not Applicable.
iPad Keyboards – \$100 (iPad Air) \$130 (iPad Air 2)	49	Nil Purchased	Provided from existing available pool stock, purchased before stated date range.
Laptop Bags – Included with original laptop purchase	317	Nil	No ongoing costs.
Additional Chargers	Not Tracked	Considered peripherals	Not Applicable.
iDevice Covers	Not Tracked	Considered accessories	Not applicable. Protective cases/covers are procured by individual business areas based on their end user requirements.
Mobile Phone Covers	Not Tracked	Considered accessories	No ongoing costs. Protective cases/covers are procured by individual business areas based on their end user requirements.

Rural & Regional Affairs and Transport Legislation Committee

ANSWERS TO QUESTIONS ON NOTICE

Additional Estimates 2015 - 2016

Infrastructure and Regional Development

6.

	Laptop	iPad	Wireless NextG Modems	iPhone	Mobile Phones	Physical Security Tokens	Software Security Tokens
SMGB	5	1		3			
SMGC	11	3		3			
SMGD	20	3		6			
ASR1	31	6			3		
ASR2	78	4	1	5	4		
ASR3	11	1		2	1		
CMTL	31	2		6	2		
Contractors	10	3	1			1	
CS5	20	7	2				
CS4	24	3				1	
CS3	20	1	1	4	2		
CS2	7	3		2			
FOI1	10	5		1			
FOI2	21	6		1	6		
FOI3	13			1	1		
FTE1	2	1					
Professional Services	3				1		
Total	317	49	5	34	20	2	-

National Capital Authority (NCA)

1. Yes.
2. NCA purchased two external hard drives for file storage.
3. The purchase cost was \$198.
4. There are no ongoing costs associated with this purchase.
5. There were no accessories provided with these products.
6. The storage devices will be used by multiple staff throughout NCA ranging in classification from APS6 to EL2.

Rural & Regional Affairs and Transport Legislation Committee
ANSWERS TO QUESTIONS ON NOTICE
Additional Estimates 2015 - 2016
Infrastructure and Regional Development

Question no.: 43

Program: n/a

Division/Agency: Corporate Services

Topic: Computers

Proof Hansard Page: Written

Senator Ludwig, Joe asked:

1. List the current inventory of computers owned, leased, stored, or able to be accessed by the Ministers office as provided by the department, listing the equipment cost and location and employment classification of the staff member that is allocated the equipment, or if the equipment is currently not being used
2. List the current inventory of computers owned, leased, stored, or able to be accessed by the department, listing the equipment cost and location
3. Please detail the operating systems used by the departments computers, the contractual arrangements for operating software and the on-going costs

Answer:

All responses below are as at 31 January 2016:

1. All computers were being used. Laptops are \$2,145 each and Desktop PCs are \$1,215 each (ex GST).
The consolidated summary below includes data for Ministers Truss, Fletcher and McCormack. The Department does not hold information about ministerial staff employment classifications.

No. of Staff	Laptops	PC at APH	PC at Electoral Office	PC at CPO	PC in Residence(s)
31	4	26	5	0	2

2. The Department has 1,841 Desktop PCs and 339 Laptops, located primarily at Head Office in Canberra, but also has computers located at regional offices, the Indian Ocean Territories and Norfolk Island.
3. The Department primarily runs Microsoft Windows 7 on its computers, with some Video Conferencing computers running Microsoft Windows 8.1. The contractual arrangement is the Head Agreement for the Provision of Microsoft Software to the Whole of Government Volume Sourcing Agreement (VSA) II (SON1595911) and specifically the Core Desktop Licence (CDL) enrolment under that head agreement. The VSA II and the CDL are in place until 30 June 2016. The ongoing cost of software assurance for Windows Pro is approximately \$28 ex GST per user per year.

Rural & Regional Affairs and Transport Legislation Committee

ANSWERS TO QUESTIONS ON NOTICE

Additional Estimates 2015 - 2016

Infrastructure and Regional Development

Question no.: 44

Program: n/a

Division/Agency: Corporate Services

Topic: Travel costs – Department

Proof Hansard Page: Written

Senator Ludwig, Joe asked:

Since the change of Prime Minister on 14 September, 2015:

1. Is the minister or their office or their delegate required to approve all departmental and agency international travel?
2. If so, under what policy?
3. Provide a copy of that policy.
4. When was this policy implemented?
5. When is the minister notified, when is approved provided?
6. Detail all travel (domestic and international) for Departmental officers that accompanied the Minister and/or Parliamentary Secretary on their travel. Please include a total cost plus a breakdown that include airfares (and type of airfare), accommodation, meals and other travel expenses (such as incidentals).
7. Detail all travel for Departmental officers. Please include a total cost plus a breakdown that include airfares (and type of airfare), accommodation, meals and other travel expenses (such as incidentals). Also provide a reason and brief explanation for the travel.
8. What date was the minister or their office notified of the travel?
9. What date did the minister or their office approve the travel?
10. What travel is planned for the rest of this calendar year? Also provide a reason and brief explanation for the travel.

Answer:

Department of Infrastructure and Regional Development

As at 31 January 2016:

1. No.
- 2-5. n/a.
6. The following tables show the breakdown of travel costs for departmental staff that accompanied Ministers:

Deputy Prime Minister, the Hon Warren Truss MP	
APEC	Amount
International Airfare (Business)	\$3,168.26
Accommodation	\$3,237.68
Meals	\$100.62
Total	\$6,506.56

Rural & Regional Affairs and Transport Legislation Committee

ANSWERS TO QUESTIONS ON NOTICE

Additional Estimates 2015 - 2016

Infrastructure and Regional Development

The Hon Michael McCormack MP	
2nd Global High Level Conference on Road Safety	Amount
International Airfare (Business)	\$14,359.19
Accommodation	\$1,353.72
Meals	\$64.79
Incidentals	\$347.90
Total	\$16,125.60

The Hon Paul Fletcher MP	
Christmas and Cocos (Keeling) Islands	Amount
International Airfare (Business)	No cost
Accommodation	\$854.00
Meals	\$115.50
Incidentals	\$142.60
Total	\$1,112.10

The Hon Paul Fletcher MP	
Norfolk Island	Amount
International Airfare (Business)	\$129.02
Accommodation	\$368.00
Meals	\$13.50
Incidentals	\$68.38
Total	\$578.90

7. The following table shows the breakdown of travel costs for departmental staff. All travel is for official government business.

	Domestic	International
Airfares – Economy Class	\$517,577	\$378,213
Airfares – Business Class	\$109,392	\$180,887
Accommodation	\$322,594	\$146,648
Meals	\$80,566	\$20,578
Other Travel Expenses (Incidentals)	\$71,924	\$42,290
Total Cost	\$1,102,053	\$768,616

8-9. n/a.

10. Travel for the remainder of the calendar year will depend on the business requirements of the Department. All travel is for official government business.

Rural & Regional Affairs and Transport Legislation Committee
ANSWERS TO QUESTIONS ON NOTICE
Additional Estimates 2015 - 2016
Infrastructure and Regional Development

Question no.: 45

Program: n/a

Division/Agency: Corporate Services

Topic: Grants

Proof Hansard Page: Written

Senator Ludwig, Joe asked:

Since the change of Prime Minister on 14 September, 2015:

1. What guidelines are in place to administer grants?
2. How are grants applied for?
3. Are there any restrictions on who can apply for a grant? If yes, please detail.
 - a. Can these restrictions be waved? If yes, please detail the process for waving them and list any grants where the restrictions were waved.
4. What is the procedure for selecting who will be awarded a grant?
5. Who is involved in this selection process?
6. Does the minister or the minister's office play any role in awarding grants? If yes, please detail.
 - a. Has the minister or the minister's office exercised or attempted to exercise any influence over the awarding of any grants? If yes, please detail.
7. Provide a list of all grants, including ad hoc, one-off discretionary grants awarded to date. Provide the recipients, amount, intended use of the grants, what locations have benefited from the grants and the electorate and state of those locations.
8. Update the status of each grant that was approved prior to the specified period, but did not have financial contracts in place at that time. Provide details of the recipients, the amount, the intended use of the grants, what locations have benefited from the grants and the electorate and state of those grants.

Answer:

1. All grant guidelines are available on the Department's website.
2. Grants are applied for through the mechanism outlined in the respective grant programmes guidelines.
3. All granting activities are required to have grant guidelines. The guidelines specify the process by which grant recipients will be selected, including any eligibility criteria.
4. All granting activities are assessed through a merit process against the selection criteria outlined in the grant programmes guidelines.
5. A range of staff in the Department are required to evaluate and assess proposals in accordance with each programmes grant guidelines. Where required ministerial approval is sought prior to entering into funding agreements.
6. The Department assesses proposals in accordance with each programme's grant guidelines. In some instances the minister approves funding proposals based on the Department's recommendations. Ministers comply with the Commonwealth Grant Rules and Guidelines and inform the Minister for Finance where they have approved a grant within their own electorate or where they have approved a grant that the relevant official recommended be rejected.
7. Information on grants awarded by the Department are available on the Department's website: <http://www.infrastructure.gov.au/departments/grants/index.aspx>.
8. The Department does not record grants data in a way that would readily allow answers to be provided to this question. To attempt to provide this level of detail would involve an unreasonable diversion of departmental resources.

Rural & Regional Affairs and Transport Legislation Committee
ANSWERS TO QUESTIONS ON NOTICE
Additional Estimates 2015 - 2016
Infrastructure and Regional Development

Question no.: 46

Program: n/a

Division/Agency: Corporate Services

Topic: Departmental re-branding

Proof Hansard Page: Written

Senator Ludwig, Joe asked:

Since the change of Prime Minister on 14 September, 2015:

1. Has the department/Agency undergone a name change or any other form of rebranding? If so:
 - a. Please detail why this name change / rebrand were considered necessary and a justified use of departmental funds?
 - (i) Please provide a copy of any reports that were commissioned to study the benefits and costs associated with the rebranding.
 - b. Please provide the total cost associated with this rebrand and then break down by amount spent replacing:
 - (i) Signage.
 - (ii) Stationery (please include details of existing stationery and how it was disposed of).
 - (iii) Logos
 - (iv) Consultancy
 - (v) Any relevant IT changes.
 - (vi) Office reconfiguration.
 - c. How was the decision reached to rename and/or rebrand the department?
 - (i) Who was involved in reaching this decision?
 - (ii) Please provide a copy of any communication (including but not limited to emails, letters, memos, notes etc) from within the department, or between the department and the government regarding the rename/rebranding.

Answer:

Department of Infrastructure and Regional Development

No.

Airservices Australia

No.

Australian Maritime Safety Authority

No.

Australian Transport Safety Bureau

No.

Civil Aviation Safety Authority

No.

National Capital Authority

No.

Rural & Regional Affairs and Transport Legislation Committee
ANSWERS TO QUESTIONS ON NOTICE
Additional Estimates 2015 - 2016
Infrastructure and Regional Development

Question no.: 47

Program: n/a

Division/Agency: Corporate Services

Topic: Media monitoring

Proof Hansard Page: Written

Senator Ludwig, Joe asked:

Since the change of Prime Minister on 14 September, 2015:

1. What was the total cost of media monitoring services, including press clippings, electronic media transcripts etcetera, provided to the Minister's office during the specified period?
 - a. Which agency or agencies provided these services?
 - b. What has been spent providing these services during the specified period?
 - c. Itemise these expenses.
2. What was the total cost of media monitoring services, including press clippings, electronic media transcripts etcetera, provided to the department/agency during the specified period?
 - a. Which agency or agencies provided these services?
 - b. What has been spent providing these services during the specified period?
 - c. Itemise these expenses

Answer:

Department of Infrastructure and Regional Development

As at 31 January 2016:

1. Services for Ministers' offices are included within a flat-fee rate applied at the departmental level and cannot be disaggregated.
2. \$209,493
 - a. iSentia Pty Ltd.
 - b. \$209,493.
 - c. Itemised expenses are set out below:

Month		Month Total (exc GST)
Sep-15	Monitoring and press clippings, transcription service	\$25,810
Oct-15	Monitoring and press clippings, transcription service	\$47,466
Nov-15	Monitoring and press clippings, transcription service	\$46,418
Dec-15	Monitoring and press clippings, transcription service	\$45,578
Jan-16	Monitoring and Press clippings, transcription service	\$44,221
	Total	\$209,493

Rural & Regional Affairs and Transport Legislation Committee

ANSWERS TO QUESTIONS ON NOTICE

Additional Estimates 2015 - 2016

Infrastructure and Regional Development

Airservices Australia

As at 31 January 2016:

1. n/a.
2. a. iSentia Pty Ltd.
b. \$11,249.

Service provided	Cost
Monitoring Service September 15	\$2,134
Monitoring Service October 15	\$2,172
Monitoring Service November 15	\$2,478
Monitoring Service December 15	\$2,233
Monitoring Service January 16	\$2,233

Australian Maritime Safety Authority

As at 31 January 2016:

1. n/a.
2. \$7,228:
 - a. Lexis Nexis and CCH Parliamentary Alerts.
 - b. \$7,228.
 - c. Lexis Nexis - \$550; CCH Parliamentary Alerts - \$6,678.

Australian Transport Safety Bureau (ATSB)

As at 31 January 2016:

1. n/a.
2. ATSB has a contract with Meltwater to provide media monitoring services. The annual fee under this contract is \$9,900. This amount covers press clippings and electronic transcripts.

Civil Aviation Safety Authority

As at 31 January 2016:

1. n/a.
2. a. iSentia Pty Ltd.
b. \$18,167.55:

Online	\$1,193
TV and Radio	\$3,893
Print	\$10,378
Email	\$695
Service Fee	\$2,008
	\$18,167

National Capital Authority

No media monitoring services were outsourced as at 31 January 2016.

Rural & Regional Affairs and Transport Legislation Committee
ANSWERS TO QUESTIONS ON NOTICE
Additional Estimates 2015 - 2016
Infrastructure and Regional Development

Question no.: 48

Program: n/a

Division/Agency: Corporate Services

Topic: Procedure manuals (Ministerial)

Proof Hansard Page: Written

Senator Ludwig, Joe asked:

1. Does the minister's office have a procedure manual for communication between the minister's office and the department? If yes, please provide a copy and:
2. When was the manual last updated?
3. Who is responsible for updating the manual?
4. Who is the manual distributed to?
5. Is anyone responsible for clearing communications before they are sent to the department?

Answer:

This question should be directed to the relevant Minister's Office.

Rural & Regional Affairs and Transport Legislation Committee
ANSWERS TO QUESTIONS ON NOTICE
Additional Estimates 2015 - 2016
Infrastructure and Regional Development

Question no.: 49

Program: n/a

Division/Agency: Corporate Services

Topic: Enterprise Bargaining Agreements

Proof Hansard Page: Written

Senator Ludwig, Joe asked:

1. Please list all related EBAs with coverage of the department.
2. Please list their starting and expiration dates.
3. What is the current status of negotiations for the next agreement/s? Please detail.

Answer:

1. The *Department of Infrastructure and Transport Enterprise Agreement 2011-2014* currently has coverage of the Department's non-SES employees.
2. The *Department of Infrastructure and Transport Enterprise Agreement 2011-2014* commenced operation on 1 July 2011 and nominally expired on 30 June 2014.
3. Status of negotiations for the next Enterprise Agreement (Agreement) are that:
 - The Department held a second ballot for a new Agreement between 23 February 2016 and 25 February 2016.
 - Of the 81.11% of eligible staff that participated in the ballot, the majority voted in favour of the Agreement with a final margin of 51.50% (Yes) to 48.50% (No).
 - The Department has commenced the necessary steps to have the new Agreement approved by the Fair Work Commission.

Rural & Regional Affairs and Transport Legislation Committee
ANSWERS TO QUESTIONS ON NOTICE
Additional Estimates 2015 - 2016
Infrastructure and Regional Development

Question no.: 50

Program: n/a

Division/Agency: Corporate Services

Topic: Existing resources program

Proof Hansard Page: Written

Senator Ludwig, Joe asked:

Since the change of Prime Minister on 14 September, 2015:

1. How many projects, work, programs or other tasks has the department started as a consequence of government policies or priorities that are required to be funded 'within existing resources'?
2. List each
3. List the staffing assigned to each task
4. What is the nominal total salary cost of the officers assigned to the project?
5. What resources or equipment has been assigned to the project?

Answer:

As at 28 February 2016:

1. One.
2. The development of a regional policy statement, as announced by the former Deputy Prime Minister and Assistant to the Deputy Prime Minister on 28 February 2016.
3. EL2 x 1.5, EL1 x 3.1, APS5 x 1, APS6 x1.
4. Nominal annualised salary cost \$0.8m .
5. Refer to question 3.

Rural & Regional Affairs and Transport Legislation Committee
ANSWERS TO QUESTIONS ON NOTICE
Additional Estimates 2015 - 2016
Infrastructure and Regional Development

Question no.: 51

Program: n/a

Division/Agency: Corporate Services

Topic: Conditions of Government Contracts and Agreements

Proof Hansard Page: Written

Senator Ludwig, Joe asked:

1. Do any contracts managed by the Department/Agency contain any limitations or restrictions on advocacy or criticising Government policy? If so, please name each contract. When was it formed or created?
2. What are the specific clauses and/or sections which state this, or in effect, create a limitation or restriction?
3. Do any agreements managed by the Department/Agency contain any limitations on restrictions on advocacy or criticisms of Government policy? If so, please name each agreement. When was it formed or created?
4. What are the specific clauses and/or sections which state this, or in effect, create a limitation or restriction?
5. For each of the contracts and agreements, are there any particular reason, such as genuine commercial in confidence information, for this restriction?
6. Have any changes to financial or resource support to services which advocate on behalf of groups or individuals in Australian society been made? If so, which groups? What was the change?
7. Has any consultation occurred between the Department/Agency and any individuals and/or community groups about these changes? If so, what consultation process was used? Was it public? If not, why not? Are public submissions available on a website?
8. If no consultation has occurred, why not?
9. Did the Minister/Parliamentary Secretary meet with any stakeholders about changes to advocacy in their contracts and/or agreements? If so, when? Who did he/she meet with?

Answer:

Department of Infrastructure and Regional Development

1. No.
2. n/a.
3. No.
4. n/a.
5. n/a.
6. No.
7. n/a.
8. n/a.
9. n/a.

Rural & Regional Affairs and Transport Legislation Committee
ANSWERS TO QUESTIONS ON NOTICE
Additional Estimates 2015 - 2016
Infrastructure and Regional Development

Airservices Australia

1. No.
2. n/a.
3. No.
4. n/a.
5. n/a.
6. No.
7. n/a.
8. n/a.
9. n/a.

Australian Maritime Safety Authority

1. No.
2. n/a.
3. No.
4. n/a.
5. n/a.
6. No.
7. n/a.
8. n/a.
9. No.

Australian Transport Safety Bureau

- 1–9. n/a.

Civil Aviation Safety Authority

1. No.
- 2–9 n/a.

National Capital Authority

- 1–9. n/a.

Rural & Regional Affairs and Transport Legislation Committee
ANSWERS TO QUESTIONS ON NOTICE
Additional Estimates 2015 - 2016
Infrastructure and Regional Development

Question no.: 52

Program: n/a

Division/Agency: Corporate Services

Topic: Statutory Review Provisions

Proof Hansard Page: Written

Senator Ludwig, Joe asked:

Please list all current legislation, covered by the department's portfolio, which contain a statutory review provision/s. For each, please provide:

1. What work has been done towards preparing for the review? If none, why not?
2. Please provide a schedule or a workplan for the review
3. When did/will this work begin?
4. When is/was the review due to commence.
5. What is the expected report date.
6. Who is the minister responsible for the review
7. What department is responsible for the review
8. List the specific clauses or legislation under review caused by the statutory provision.
9. List the terms of reference.
10. What is the scope of the review.
11. Who is conducting the review. How were they selected? What are the legislated obligation for the selection of the person to conduct the review?
12. What is the budgeted, projected or expected costs of the review?
13. When was the Minister briefed on this matter?
14. What decision points are upcoming for the minister on this matter?
15. List the number of officers, and their classification level, involved in conducting the review
16. Will the the report will be tabled in parliament or made public. If so, when?

Answer:

Details of specific legislation covered by the portfolio can be found

at: <https://www.dpmc.gov.au/pmc/publication/administrative-arrangements-order-made-23-december-2014>

Rural & Regional Affairs and Transport Legislation Committee
ANSWERS TO QUESTIONS ON NOTICE
Additional Estimates 2015 - 2016
Infrastructure and Regional Development

Question no.: 53

Program: n/a

Division/Agency: Corporate Services

Topic: Sunset provisions

Proof Hansard Page: Written

Senator Ludwig, Joe asked:

1. Please list all current legislation, covered by the department's portfolio, which contain a sunset provision/s. For each, please provide:
 - a. What work has been done towards preparing for the activation of sunset provisions? If no work has commenced, why not?
 - b. Has any consideration been given to delaying or alerting the sunset provisions?
 - c. Please provide a schedule or a workplan for the sunset provisions becoming active
 - d. When did/will this work begin?
2. Will there be any reviews of or relating to the legislation before or after the sunset provision is enacted? If yes:
 - a. When is/was the review due to commence.
 - b. What is the expected report date.
 - c. Who is the minister responsible for the review
 - d. What department is responsible for the review
 - e. List the specific clauses or legislation under review caused by the statutory provision.
 - f. List the terms of reference.
 - g. What is the scope of the review.
 - h. Who is conducting the review. How were they selected? What are the legislated obligation for the selection of the person to conduct the review?
 - i. What is the budgeted, projected or expected costs of the review?
 - j. When was the Minister briefed on this matter?
 - k. What decision points are upcoming for the minister on this matter?
 - l. List the number of officers, and their classification level, involved in conducting the review
 - m. Will the the report will be tabled in parliament or made public. If so, when?

Answer:

1. To attempt to provide this level of detail would cause an unreasonable diversion of departmental resources.
2. To attempt to provide this level of detail would cause an unreasonable diversion of departmental resources.

There is a separate sunseting regime under Part 4 of the *Legislative Instruments Act 2003*, which applies to all of the Commonwealth's legislative instruments and to which the Department complies with.

Rural & Regional Affairs and Transport Legislation Committee
ANSWERS TO QUESTIONS ON NOTICE
Additional Estimates 2015 - 2016
Infrastructure and Regional Development

Question no.: 54

Program: n/a

Division/Agency: Corporate Services

Topic: Legal costs

Proof Hansard Page: Written

Senator Ludwig, Joe asked:

Since the change of Prime Minister on 14 September, 2015:

1. List all legal costs incurred by the department or agency
2. List the total cost for these items, broken down by source of legal advice, hours retained or taken to prepare the advice and the level of counsel used in preparing the advice, whether the advice was internal or external
3. List cost spend briefing Counsel, broken down by hours spent briefing, whether it was direct or indirect briefing, the gender ratio of Counsel, how each Counsel was engaged (departmental, ministerial)
4. How was each piece of advice procured? Detail the method of identifying legal advice

Answer:

All answers are as at 31 January 2016:

Department of Infrastructure and Regional Development

1.

Expense	Internal	External
Employee Salary related (Incl Seconded Staff costs)	608,363	-
Legal Fees & Disbursements (SAP actuals 14/9/15 to 31/1/16)	-	5,077,840

2. Information concerning the source of legal advice and related cost is provided annually pursuant to the Legal Services Directions. All external legal advice for the relevant period was provided by law firms on the Legal Services Multi-Use List or counsel with approved Commonwealth rates.

The Department does not record information that would readily allow 'hours retained or taken to prepare the advice' or 'level of counsel used' to be provided. Refer to question 1 response for internal/external breakdown and total expenditure.
3. Total spend on counsel for this period was \$165,532. Gender ratio of counsel was 5 female: 6 male. All briefed indirectly (via solicitors) and all engaged departmentally.
4. All procurement categorised as prequalified tender and effected under the Legal Services Multi-Use List. All matters identified under LEX (Legal matters management system).

Rural & Regional Affairs and Transport Legislation Committee

ANSWERS TO QUESTIONS ON NOTICE

Additional Estimates 2015 - 2016

Infrastructure and Regional Development

Airservices Australia

1. The total of Airservices internal legal costs was \$1,635,000. The total of external legal costs was \$933,247.
2. The total cost of matters where legal advice has been sought is \$498,286. All advice has been provided externally.

Source	Level of Counsel used
Ashurst	Partner, Consultant and Senior Associate
Allens	Partner, Consultant, Senior Associate and Paralegal
Maddocks	Partner, Special Counsel

Providing a breakdown of total external legal costs, source and hours would provide commercial sensitive information that Airservices Australia is unable to disclose.

3. The cost of briefing Counsel for the period 15 September 2015 to 31 January 2016 was \$130,654. This cost was for two 'indirect briefs' to male counsel only.
4. All external legal advice is procured under the Commonwealth Government's Multi User list.

Australian Maritime Safety Authority (AMSA)

1. Legal costs incurred by AMSA are \$785,507.
2. The cost for internal and external legal services are detailed below:

	Cost
Internal Legal Costs*	\$737,000
External Legal Costs	\$ 48,507

**based on 100% allocation of internal solicitors, excluding costs associated with drafting of legislative instruments.*

3. The cost of briefing Counsel was \$730.
4. AMSA generally sources all of its legal advice, other than Counsel, through the Government-wide legal services multi-use list.

Australian Transport Safety Bureau

1-2.

	Lawyer	Cost	Subtotals
Internal	Manager Legal	\$13,200	
	Principal Lawyer	\$9,295	\$22,495
External (Advice 1)	Senior Lawyer	\$19,096	
	General Counsel	\$2,760	\$21,856
External (Advice 2)	Lawyer	\$936	
	Senior Executive Lawyer	\$4,876	\$5,812
		Total Cost	\$50,163

Providing a breakdown of total external legal costs, source and hours would provide commercial sensitive information that ATSB is unable to disclose.

3. Not applicable.
4. External Advice referred to in the table was procured from the Legal Services Multi-Use List.

Rural & Regional Affairs and Transport Legislation Committee

ANSWERS TO QUESTIONS ON NOTICE

Additional Estimates 2015 - 2016

Infrastructure and Regional Development

Civil Aviation Safety Authority (CASA)

1. \$3,723

2.

	Cost
Internal Legal Costs	\$0
External Legal Costs	\$3,723

3. Briefing Counsel is considered internal legal advice, which CASA does not record to the detail required.

4. CASA uses a small list of external barristers with aviation expertise.

National Capital Authority (NCA)

1. \$54,177.57 in legal costs.

2. All advice was provided externally by the Australian Government Solicitor. An attempt to provide this level of detail would involve an unreasonable diversion of agency resources.

3. An attempt to provide this level of detail would involve an unreasonable diversion of agency resources.

4. NCA utilised the Legal Services Multi-Use List as mandated in the *Legal Services Directions 2005*.

Rural & Regional Affairs and Transport Legislation Committee
ANSWERS TO QUESTIONS ON NOTICE
Additional Estimates 2015 - 2016
Infrastructure and Regional Development

Question no.: 55

Program: n/a

Division/Agency: Corporate Services

Topic: Procedure manuals (Departmental)

Proof Hansard Page: Written

Senator Ludwig, Joe asked:

1. Does the department have a procedure manual for communication between the department and the minister? If yes, please provide a copy and:
2. When was the manual last updated?
3. Who is responsible for updating the manual?
4. Has the minister's office had any input into the content of the manual? If so, please detail.
5. Who is the manual distributed to?
6. Is anyone responsible for clearing communications before they are sent to the minister or the minister's office?

Answer:

The Department does not have a procedure manual for communication between the Department and the Ministers.

Rural & Regional Affairs and Transport Legislation Committee
ANSWERS TO QUESTIONS ON NOTICE
Additional Estimates 2015 - 2016
Infrastructure and Regional Development

Question no.: 56

Program: n/a

Division/Agency: Corporate Services

Topic: Vending machines

Proof Hansard Page: Written

Senator Ludwig, Joe asked:

Since the change of Prime Minister on 14 September, 2015:

1. Has the department/agency purchased or leased or taken under contract any vending machine facilities?
 - a. If so, list these
 - b. If so, list the total cost for these items
 - c. If so, list the itemised cost for each item of expenditure
 - d. If so, where were these purchased
 - e. If so, list the process for identifying how they would be purchased
 - f. If so, what is the current location for these items?
 - g. If so, what is the current usage for each of these items?

Answer:

Department of Infrastructure and Regional Development

No.

Airservices Australia

No.

Australian Maritime Safety Authority

No.

Australian Transport Safety Bureau

No.

Civil Aviation Safety Authority

No.

National Capital Authority

No.

Rural & Regional Affairs and Transport Legislation Committee
ANSWERS TO QUESTIONS ON NOTICE
Additional Estimates 2015 - 2016
Infrastructure and Regional Development

Question no.: 57

Program: n/a

Division/Agency: Corporate Services

Topic: Self-initiated work

Proof Hansard Page: Written

Senator Ludwig, Joe asked:

1. Does the department have a program for staff to engage in self-initiated work (projects, plans etc that are devised by staff without being directed by the minister's office or department management)?
2. Please list all ongoing projects. For each, please detail:
3. When did the project commence?
4. When is it expected to conclude?
5. What will the total cost of the project be?
6. Where did the money for the project come from?
7. Where is the project based?

Answer:

1. No.
2. N/A.
3. N/A.
4. N/A.
5. N/A.
6. N/A.
7. N/A.

Rural & Regional Affairs and Transport Legislation Committee
ANSWERS TO QUESTIONS ON NOTICE
Additional Estimates 2015 - 2016
Infrastructure and Regional Development

Question no.: 58

Program: n/a

Division/Agency: Corporate Services

Topic: Staff awards

Proof Hansard Page: Written

Senator Ludwig, Joe asked:

Since the change of Prime Minister on 14 September, 2015:

1. Has the Department / Agency given out awards to staff for any reason? If yes:
 - a. What was the reason for the awards?
 - b. What was the criteria for the awards?
 - c. What form did the award take? (e.g. Certificate, gift vouchers etc)
 - d. How much was spent on the award?
2. How were the awards presented?
3. Who presented the awards?
4. Was there a ceremony or party for the awards? If yes:
 - a. Where was it held?
 - b. Was there a fee for the venue? If yes, how much?
 - c. How much was spent on catering?
 - d. How many people attended?
 - e. Did the minister attend?
 - f. Did the minister's staff attend? If yes, how many?

Answer:

All answers are as at 31 January 2016:

Department of Infrastructure and Regional Development

1. No.
- 2-4. n/a.

Airservices Australia

1. Yes. Refer to Attachment A for details.
2. Awards were presented either at regularly scheduled meetings or at the earliest opportunity that an Executive team member was at the site where the recipient is located.
3. Awards are presented by members of the Executive Committee.
4. No.

Australian Maritime Safety Authority

1. No.
- 2-4. n/a.

Rural & Regional Affairs and Transport Legislation Committee

ANSWERS TO QUESTIONS ON NOTICE

Additional Estimates 2015 - 2016

Infrastructure and Regional Development

Australian Transport Safety Bureau (ATSB)

1. Yes.
 - a. (i) Reward and Recognitions; and
(ii) 2016 Australia Day Awards.
 - b. (i) The criteria for Reward and Recognition awards are, that nominations are considered and approved by the Executive, for exceptional performance (exemplifying our values/principles, achieving/progressing business priorities, industry feedback, etc).
(ii) The criteria for ATSB Australia Day Awards are, that nominations are considered and approved by the Executive, for above and beyond exceptional performance (exemplifying our values/principles, achieving/progressing business priorities, industry feedback, etc).
 - c. (i) Reward and Recognition award recipients receive a certificate and gift vouchers.
(ii) Australia Day award recipients receive an Australia Day Council medallion and certificate.
 - d. (i) Reward and Recognition awards expenditure was \$300.
(ii) 2016 Australia Day Awards expenditure was \$2,440.
2. (i) The Reward and Recognition awards and presented to recipients at all staff meetings.
(ii) The Australia Day Awards are presented to a special all staff meeting.
3. Both the Reward and Recognition and Australia Day Awards are presented by the Chief Commissioner.
4. Yes – for the Australia Day Awards.
 - a. In the Canberra Office, ATSB
 - b. n/a.
 - c. Catering cost was \$586.
 - d. Approximately 80 staff members attended.
 - e. No.
 - f. No.

Civil Aviation Safety Authority (CASA)

1. Yes.
 - a. CASA award scheme is designed to recognise and reward staff who demonstrate and uphold CASA Values, achieve high levels of performance and to recognise and reward individuals or teams who have done an outstanding job on a particular project of special significance to CASA.
 - b. The “Employee of the Month” and “Team Excellence” awards recognise an individual, or team who has excelled in demonstrating CASA’s Values. The nominating officer is required to confirm how the nominee has demonstrated CASA Values and how their achievements have provided a tangible benefit to CASA. All CASA staff are eligible to nominate and be nominated for a CASA award.

The “Above and Beyond” award recognises an individual, or team who has done an outstanding and exceptional job on a particular project of special significance to CASA. Nominating officers must demonstrate how the individual or team has performed an outstanding and exceptional job on a particular project of special significance to CASA. The nominating officer is required to confirm how the nominee’s achievements have provided a tangible benefit to CASA.
 - c. Staff receive a certificate signed by the Director of Aviation Safety. Staff have the choice of a gift in the form of either a CASA engraved pen with their name, award title and month and year, or a \$50 gift voucher.
 - d. Between \$60 and \$70.
2. The awards are typically presented at a local staff meeting or a morning tea hosted by the relevant Division or Branch.
3. The awards are presented by either the Branch Manager or Divisional Executive Managers.
4. No.

Rural & Regional Affairs and Transport Legislation Committee
ANSWERS TO QUESTIONS ON NOTICE
Additional Estimates 2015 - 2016
Infrastructure and Regional Development

National Capital Authority (NCA)

NCA has issued two types of Awards. Refer to [Attachment B](#) and [Attachment C](#) for details.

Attachment A – Airservices Australia

Attachment B – National Capital Authority

Attachment C – National Capital Authority

Rural & Regional Affairs and Transport Legislation Committee
ANSWERS TO QUESTIONS ON NOTICE
Additional Estimates 2015 - 2016
Infrastructure and Regional Development

Attachment A

Award Title	Reason for the award	Criteria for award	Form of award	Cost of award
Airservices Value Champions	Embedding Airservices values into day- to-day work.	Demonstrating the values of Excellence, Inclusion, Cohesion, Initiative and Courage	Certificate & discretionary voucher Discretionary for Business Group EGMs – however limited to voucher under \$300.	\$4,114
Australia Day Medallions	To recognise employees who have made outstanding contributions to their community.	Positive impact to community	Medallion & certificate \$210 for medallions and engraving	
CEO Values Commendations	To recognise exceptional contributions made by individuals or teams in supporting Airservices values.	The award categories are aligned to the Airservices Values	Certificate	Nil
Dedicated Service Awards	To recognise employees who have dedicated a significant period of their working life to the organisation	Employees will be recognised for 10, 15, 20, 25, 30, 35 and 40+ years of continuous service with Airservices or predecessor organisations.	Certificate	Nil
Air Traffic Controller Award	To recognise Airservices air traffic controllers for professionalism and the safe and efficient delivery of air traffic management.	Staff that have gone above and beyond in the professionalism of air traffic control and air traffic management.	International Professional Development Opportunity.	Costs associated with visiting counterparts at an overseas Air Navigation Service Provider.

Rural & Regional Affairs and Transport Legislation Committee
ANSWERS TO QUESTIONS ON NOTICE
Additional Estimates 2015 - 2016
Infrastructure and Regional Development

Attachment B

Award Title	Chief Executive Awards	Australia Day Achievement Medallion
What was the reason for the awards	The NCA recognises that regular feedback is essential to effective people management and that for recognition to be effective it must be timely, frequent, appropriate to the achievement and valued by the recipient. The Chief Executive Award option offers a more flexible and immediate recognition of achievement than waiting for the annual Australia Day medallions.	The ADAM program is administered by the Australia Day Council. The aim of the Program is to provide public sector organisations with an opportunity to acknowledge the contributions of their staff for outstanding performance of special projects or in performance of their core duties.
What was the criteria for the awards	See Attachment B	See Attachment B
What form did the award take?	Certificate and Gift Voucher	Medallion, Certificate and Gift Voucher
How much was spent on the award?	Total of \$440 (8 x \$55.00 for Chief Executive Award)	\$280
How were the awards presented?	At an all-staff morning tea and Australia Day BBQ	At an Australia Day BBQ
Who presented the awards?	NCA's Chief Executive	NCA's Chief Executive
Was there a ceremony or party for the awards?	Yes	Yes
Where was it held?	On-site	Commonwealth Park, ACT
Was there a fee for the venue? If yes, how much?	No	No
How much was spent on catering?	\$200	\$300
How many people attended?	35-40 per occasion	35
Did the minister attend?	No	No
Did the minister's staff attend? If yes, how many?	No	No

Rural & Regional Affairs and Transport Legislation Committee

ANSWERS TO QUESTIONS ON NOTICE

Additional Estimates 2015 - 2016

Infrastructure and Regional Development

Attachment C

Criteria for Chief Executive Award and Australia Day Achievement Medallion

Nominations may be made under any of the following five criteria; 'Contribution to the Business', 'Excellence in Service', 'Above and Beyond', 'Excellence in Leadership' and 'Other'. An explanation of each criteria is below. A nomination may include comments against more than one criterion.

Contribution to the Business

This criterion is for individuals or teams who have contributed significantly to business improvement in the NCA by:

- Achieving a significant improvement in the productivity or standard of work; and/or
- Achieving a significant improvement for budget or resource savings; and/or
- Assisting in achieving a major team or business objective; and/or
- Identifying and acting on a significant opportunity that had a positive impact on NCA's outcomes (internal or external); and/or
- A quiet achiever, working behind the scenes to achieve major goals.

Excellence in Service

This criterion is for individuals or teams who have displayed excellence in client service by:

- Sustaining a high level of service; and/or
- Successfully completing a task or project which achieves significant improvement in service; and/or
- Modelling superior service; and/or
- Consistent positive feedback from clients (internal or external) in regards to excellence in service.

Above and Beyond

This criterion is for individuals or teams who have contributed "above and beyond" towards the achievement of a critical goal or outcome including:

- Exceptional performance beyond what is required of the position and/or which makes a significant contribution to enhancing the status of the Unit, section or the NCA; and/or
- Good citizenship – promoting positive morale through actions of good spirit; and/or
- "Making it happen" by relentless resourcefulness and productivity; and/or
- Successful achievement of a "major goal".

Excellence in Leadership

This criterion provides the opportunity to acknowledge excellence in leadership, including:

- Exemplary leadership, affirming leaders who show the way and inspire others to follow; and/or
- Enhancing the skills and knowledge of staff for the benefit of the NCA; and/or
- Coaching and leading others to achieve the vision through partnerships, collaboration and mentoring.

Other

This criterion provides the opportunity to acknowledge contributions for any achievement that is outside the scope of the other four criteria.

Rural & Regional Affairs and Transport Legislation Committee
ANSWERS TO QUESTIONS ON NOTICE
Additional Estimates 2015 - 2016
Infrastructure and Regional Development

Question no.: 59

Program: n/a

Division/Agency: Corporate Services

Topic: Change management

Proof Hansard Page: Written

Senator Ludwig, Joe asked:

Since the change of Prime Minister on 14 September, 2015:

1. Has the Department/Agency engaged in a policy of Change Management? If yes:
 - a. Please detail the policy.
 - b. When was the policy introduced?
 - c. What are the goals of the policy?
 - d. How much was spent on consulting for the policy and who was contracted for this consultation?
 - e. How much was spent implementing this policy?

Answer:

As at 31 January 2016:

Department of Infrastructure and Regional Development

No.

Airservices Australia

No.

Australian Maritime Safety Authority

No.

Australian Transport Safety Bureau

No.

Civil Aviation Safety Authority (CASA)

No.

National Capital Authority

No.

Rural & Regional Affairs and Transport Legislation Committee
ANSWERS TO QUESTIONS ON NOTICE
Additional Estimates 2015 - 2016
Infrastructure and Regional Development

Question no.: 60

Program: n/a

Division/Agency: Corporate Services

Topic: Departmental staff misconduct

Proof Hansard Page: Written

Senator Ludwig, Joe asked:

Since the change of Prime Minister on 14 September, 2015:

1. Please provide a copy of the departmental staff code of conduct.
2. Have there been any identified breaches of this code of conduct by departmental staff?
 - a. If yes, list the breaches identified, broken by staffing classification level.
 - b. If yes, what remedy was put in place to manage the breach? If no remedy has been put in place, why not?
 - c. If yes, when was the breach identified? By whom? When was the Minister made aware?
 - d. If yes, were there any legal ramifications for the department or staff member? Please detail.

Answer:

1. All APS employees are required to abide by the APS Code of Conduct.
2. n/a

Rural & Regional Affairs and Transport Legislation Committee
ANSWERS TO QUESTIONS ON NOTICE
Additional Estimates 2015 - 2016
Infrastructure and Regional Development

Question no.: 61

Program: n/a

Division/Agency: Corporate Services

Topic: Fee for services

Proof Hansard Page: Written

Senator Ludwig, Joe asked:

Since the change of Prime Minister on 14 September, 2015:

1. Have any existing services provided by the department / agency moved from being free to a user-pay service? Have any additional fees been placed on existing services? If yes please provide a list and include:
2. Name of the fee and a short description of what it covers.
3. How much is the fee (and is it a flat fee or a percentage of the service).
4. The date the fee came into place.
5. Were any reviews requested, commenced or complemented into the benefits and drawbacks of attaching the fee to the service? If yes, please detail and provide a copy of the review.
6. What consultation was carried out before the fee was put into place?
7. How was the fee put into place (e.g. through legislation, regulation changes etc)?
8. What justification is there for the fee?

Answer:

Department of Infrastructure and Regional Development

1. No.
- 2-8. n/a.

Airservices Australia

1. No.
- 2-8. n/a.

Australian Maritime Safety Authority

1. No.
- 2-8. n/a.

Australian Transport Safety Bureau

- 1-8. n/a.

Civil Aviation Safety Authority

1. No.
- 2-8. n/a.

National Capital Authority (NCA)

1. Yes. NCA implemented an increase to its Works Approval Fees.
2. Works Approval Fees – costs associated with approval, in line with the provisions of the National Capital Plan, of applications for works in Designated Areas.
3. The fee charged is based on the value of the works to be carried out.

Rural & Regional Affairs and Transport Legislation Committee

ANSWERS TO QUESTIONS ON NOTICE

Additional Estimates 2015 - 2016

Infrastructure and Regional Development

4. 1 December 2015.
5. No.
6. Stakeholders affected by the fee increase are those proposing works to be carried out in Designated Areas. Feedback from stakeholders highlighted differences in applicable fees, especially in relation to larger projects.
7. Changes to the regulation were approved by the Governor General.
8. The fee is charged based on cost recovery methodology.

Rural & Regional Affairs and Transport Legislation Committee
ANSWERS TO QUESTIONS ON NOTICE
Additional Estimates 2015 - 2016
Infrastructure and Regional Development

Question no.: 62

Program: n/a

Division/Agency: Corporate Services

Topic: Documents provided to Minister

Proof Hansard Page: Written

Senator Ludwig, Joe asked:

1. Excluding policy or correspondence briefs, how many documents are provided to the Minister's office on a regular and scheduled basis? Including documents that are not briefs to the minister and do not require ministerial signature.
2. List those documents, their schedule and their purpose (broken down by ministerial signature and office for noting documents)
3. How are they transmitted to the office?
4. What mode of delivery is used (hardcopy, email) for those documents?
5. What level officer are they provided to in the minister's office?

Answer:

The Department does not record this data in a way that would readily allow answers to be provided to this question. To attempt to provide this level of detail would involve an unreasonable diversion of departmental resources.

Rural & Regional Affairs and Transport Legislation Committee
ANSWERS TO QUESTIONS ON NOTICE
Additional Estimates 2015 - 2016
Infrastructure and Regional Development

Question no.: 63

Program: n/a

Division/Agency: Corporate Services

Topic: Merchandise or promotional material

Proof Hansard Page: Written

Senator Ludwig, Joe asked:

Since the change of Prime Minister on 14 September, 2015:

1. Has the department purchased any merchandise or promotional material?
2. List by item, and purpose for each item, including if the material is for a specific policy or program or for a generic purpose (note that purpose)
3. List the cost for each item
4. List the quantity of each item
5. Who suggested these material be created?
6. Who approved its creation?
7. Provide copies of authorisation
8. When was the Minister informed of the material being created?
9. Who created the material?
10. How was that person selected?
11. How many individuals or groups were considered in selecting who to create the material?

Answer:

As at 31 January 2016:

1. Yes.
2. Karma Kup Aura (one colour x two position print) – Provided to the 2016 Graduate Cohort and special guests who were involved in the 2016 Graduate Induction Program.
3. \$11.45 (ex GST).
4. 50 units only.
5. Assistant Director, Graduate Development Program.
6. Director, Learning and Development.
7. See Attachment A.
8. N/A
9. Staples Australia Pty Limited.
10. After review of the product design and price.
11. Three.



Australian Government
Department of Infrastructure
and Regional Development

Official Order – Communication Products Management

Official Order Number – INFRA-2707

Date – 30 November 2015


This official order is placed under the terms and conditions of the head agreement for printing and production services entered into by the contractor with Centrelink / the Department of Human Services.

This is a short form official order to be used for simple jobs of low value. Omitted items of the standard official order contained in the head agreement are to be considered 'nil' or 'not applicable' for this short form official order.

Item number	Description	Standard Terms and Conditions Clause Reference	Details
1.	Contractor	1.1	<i>Staples Australia Pty Limited Deed # CPM5</i>
2.	Participating Agency	1.1	<i>Department of Infrastructure and Regional Development</i>
3.	Services	1.1 and 4	<p>Quote 28089: Karma Kup Aura Branded with a 1 colour (white) x 2 position print (Front: Dept Crest and Back: Slogan) Quantity: 50 Unit price: \$11.45 Unit GST: \$1.15 Total Inc. GST: \$629.75 <i>The glass karma cup is a solid single walled glass with a silicon band and ergonomically designed reservoir lid. The capacity is 340ml and is packed in a white box as standard.</i> <i>To supply soft proof</i> <i>Colour: Navy (as of quote 28089 image)</i> <i>Lead-time: 2-4 weeks from artwork approval</i> <i>Deliver to May Lim Department of Infrastructure and Regional</i></p>

			Development, 62 Northbourne Ave, Canberra ACT 2601 Delivery by COB Wednesday 23 December 2015
4.	Customer and Contractor Representatives	1.1, 9 and 15	May Lim Graphic Designer Allan Watkins Staples Australia Pty Limited
5.	Payment – Service Charges	21.1	\$629.75
6.	Governing law and jurisdiction	36.14	Australian Capital Territory

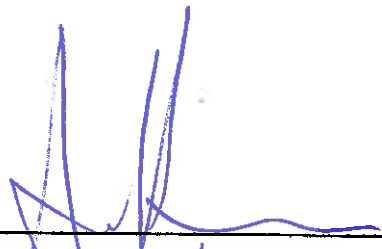
Signed for and on behalf of **Department of
Infrastructure and Regional Development**
by its duly authorised representative in the
presence of



Signature of witness

Malcolm Kenny

Name of witness (print)



Signature of representative


Jason Fowler

Name of representative (print)

D/LTD

Position of representative (print)


Executed by **Staples Australia Pty Limited**



Signature of director / partner / sole trader
STATE SALES MANAGER

MICHAEL MESKIN

Name of director / partner / sole trader
STATE SALES
MANAGER



Signature of witness / director / company secretary
(delete as applicable) OPERATIONS
MANAGER

HENRY STANLEY

Name of witness / director / company secretary (delete
as applicable) OPERATIONS
MANAGER





that was easy:

TO: May Lim
Department of Infrastructure and Regional
62 Northbourne Ave
Canberra ACT 2601

Promotional Merchandise Quotation

Number	Date
28089	30-11-15

Description	Quantity	UOM	Unit Price	Unit GST	Total Inc. GST
 Karma Kup Aura 1 colour x 1 position print	50	EA	\$ 8.45	\$ 0.85	\$ 464.75
<p>The glass karma cup is a solid single walled glass with a silicon band and ergonomically designed reservoir lid. The capacity is 340ml and is packed in a white box as standard. A premium eco box is available for an additional charge. Colours: Black, Blue (process blue), Green, Red, Orange, Yellow, Navy, Turquoise, Pink, Purple, White Lead-time: 2-4 weeks from artwork approval Branded with a 1 colour x 1 position print</p>					
 Karma Kup Aura 1 colour x 2 position print	50	EA	\$ 11.45	\$ 1.15	\$ 629.75

Please note - Artwork subject to supplier approval. Local production 3 - 4 weeks from artwork approval.
Offshore production 8+ weeks from artwork approval. Due to demand, stock levels may alter without notice.
Images are for illustration purposes only.



that was easy.®

Promotional Merchandise Quotation

Number	Date
28089	30-11-15

Terms and Conditions:

1. This quotation is valid for fourteen (14) days from the 'Quote Date'. Orders received after this date may not be available at the prices listed.
2. Where applicable, 'Setup Charges' include setup and delivery fees from Staples Australia Pty Limited ('Staples') to a single local delivery address. Staples reserves the right to charge additional delivery fees.
3. Samples requested from Staples may be charged to your account at the quoted price after 28 days if they are not returned to the attention of the undersigned at our office in full resalable condition.
4. Staples will not accept the cost for the return of samples.
5. Prices quoted above are supplied on the basis that artwork is supplied to specification. Printed or engraved products: artwork must be supplied in vector EPS format with all text converted to curves. Embroid products: artwork must be supplied in medium to high resolution jpeg (jpg) format.
6. If artwork is not available to specification, please advise your Staples Account Manager immediately.
7. Staples can have artwork produced to the specifications on your behalf. Costs for typesetting, artwork, couriers and other out-of-pocket expenses will be quoted and added to your invoice separately and are included in this quotation.
8. Staples is unable to process your order without artwork to specification.
9. Unless otherwise agreed, local products will be supplied within 14 - 21 days after approval of artwork or samples.
10. Where goods are required urgently, courier charges incurred to meet deadlines will be added to your invoice separately and are not included in this quotation. Rush fees may also be applied.
11. Where Staples has agreed to procure, warehouse and/or distribute products specifically for the Customer, the Customer must within 30 days of request purchase all stock, or part thereof, then warehoused held at the then prevailing supply price. Where the Customer does not do so, Staples may dispose of the affected Products without liability for any loss or damage suffered by the Customer.
12. Subject to any legal obligation, any specially purchased products or products specifically tailored for the customers' requirements may not be returned.
13. Prices quoted are applicable for the specified quantities and may vary should your order quantities change.
14. Staples reserves the right to vary the quantity charged by plus or minus 10% due to production over, or under runs.
15. Kitting and distribution orders may incur other fees such as a picking and handling fee and/or other freight costs.
16. Staples reserves the right to review pricing prior to accepting your order where the value of the Australian Dollar has varied since the Quote Date.
17. Products are otherwise sold subject to Staples standard terms and conditions of sale which may viewed at www.staplesadvantage.com.au/terms.

Regards

Gabbie Smith

Staples Australia Pty Limited

Phone: 02 9335 0433

Email: gabbie.smith@staples.com.au

Internet: www.staplesadvantage.com.au

Web Ordering: <https://netxpress.biz>

Rural & Regional Affairs and Transport Legislation Committee
ANSWERS TO QUESTIONS ON NOTICE
Additional Estimates 2015 - 2016
Infrastructure and Regional Development

Question no.: 64

Program: n/a

Division/Agency: Corporate Services

Topic: Domain usage

Proof Hansard Page: Written

Senator Ludwig, Joe asked:

Since the change of Prime Minister on 14 September, 2015:

1. Please provide a breakdown of the domain usage for the 50 most utilised (by data sent and received), unique (internet) domains accessed by the minister's office. Please provide:
 - a. Domain name of the website being accessed (or IP address if the Domain is unavailable in the tracking system).
 - b. Amount of data downloaded and uploaded to the site.
 - c. Number of times the site was accessed.

Answer:

1. This information is not recorded in a way that would readily allow answers to be provided to this question.

Rural & Regional Affairs and Transport Legislation Committee
ANSWERS TO QUESTIONS ON NOTICE
Additional Estimates 2015 - 2016
Infrastructure and Regional Development

Question no.: 65

Program: n/a

Division/Agency: Corporate Services

Topic: Ministerial website

Proof Hansard Page: Written

Senator Ludwig, Joe asked:

Since the change of Prime Minister on 14 September, 2015:

1. How much has been spent on the Minister's website?
 - a. List each item of expenditure and cost
2. Who is responsible for uploading information to the Minister's website?
3. Have any departmental staff been required to work outside regular hours to maintain the Minister's website?
Please detail.

Answer:

1. No costs have been incurred for the Minister's website.
2. The Department is responsible for uploading information on the Minister's website.
3. No.

Rural & Regional Affairs and Transport Legislation Committee
ANSWERS TO QUESTIONS ON NOTICE
Additional Estimates 2015 - 2016
Infrastructure and Regional Development

Question no.: 66

Program: n/a

Division/Agency: Corporate Services

Topic: Report printing

Proof Hansard Page: Written

Senator Ludwig, Joe asked:

Since the change of Prime Minister on 14 September, 2015:

1. Have any reports, budget papers, statements, white papers or report-like documents printed for or by the department been pulped, put in storage, shredded or disposed of?
2. If so please give details; name of report, number of copies, cost of printing, who ordered the disposal, reason for disposal

Answer:

No.

Rural & Regional Affairs and Transport Legislation Committee
ANSWERS TO QUESTIONS ON NOTICE
Additional Estimates 2015 - 2016
Infrastructure and Regional Development

Question no.: 67

Program: n/a

Division/Agency: Corporate Services

Topic: Freedom of Information requests

Proof Hansard Page: Written

Senator Ludwig, Joe asked:

Since the change of Prime Minister on 14 September, 2015:

1. How many requests for documents under the FOI Act have been received?
2. Of these, how many documents have been determined to be deliberative documents?
3. Of those assessed as deliberative documents:
 - a) For how many has access to the document been refused on the basis that it would be contrary to the public interest?
 - b) For how many has a redacted document been provided?

Answer:

1. 37 (from 14 September 2015 to 31 January 2016).
2. One request involving one document.
3. a) One.
b) Nil.

Rural & Regional Affairs and Transport Legislation Committee
ANSWERS TO QUESTIONS ON NOTICE
Additional Estimates 2015 - 2016
Infrastructure and Regional Development

Question no.: 68

Program: n/a

Division/Agency: Corporate Services

Topic: Ministerial motor vehicle

Proof Hansard Page: Written

Senator Ludwig, Joe asked:

Since the change of Prime Minister on 14 September, 2015:

1. Has the minister been provided with or had access to a motor vehicle? If so:
 - a. What is the make and model?
 - b. How much did it cost?
 - c. When was it provided?
 - d. Was the entire cost met by the department? If not, how was the cost met?
 - e. What, if any, have been the ongoing costs associated with this motor vehicle? Please include costs such as maintenance and fuel.
 - f. Are these costs met by the department? If not, how are these costs met?
 - g. Please provide a copy of the guidelines that determine if a minister is entitled to a motor vehicle.
 - h. Have these guidelines changed during the specified period of time? If so, please detail.
 - i. Please provide a copy of the guidelines that determine how a minister is to use a motor vehicle they have been provided with. Please include details such as whether the motor vehicle can be used for personal uses.
 - j. Have these guidelines changed during the specified period of time? If so, please detail.

Answer:

As at 31 January 2016:

1. Minister Truss had access to a pool vehicle.
 - a. Ford Falcon Sedan.
 - b. \$28,725.
 - c. 19 December 2014.
 - d. Yes.
 - e. Ongoing costs for this motor vehicle including maintenance and fuel costs - \$1,091.
 - f. Yes.
 - g-j. Guidelines are issued by the Department of Finance.

Rural & Regional Affairs and Transport Legislation Committee
ANSWERS TO QUESTIONS ON NOTICE
Additional Estimates 2015 - 2016
Infrastructure and Regional Development

Question no.: 69

Program: n/a

Division/Agency: Corporate Services

Topic: Ministerial staff vehicles (non MoPs)

Proof Hansard Page: Written

Senator Ludwig, Joe asked:

Since the change of Prime Minister on 14 September, 2015:

1. Outside of MoPS Act entitlements, have any of the Minister's staff been provided with a motor vehicle? If so:
 - a. What is the make and model?
 - b. How much did it cost?
 - c. When was it provided?
 - d. Was the entire cost met by the department? If not, how was the cost met?
 - e. What, if any, have been the ongoing costs associated with this motor vehicle? Please include costs such as maintenance and fuel.
 - f. Are these costs met by the department? If not, how are these costs met?
 - g. Please provide a copy of the guidelines that determine this entitlement to a motor vehicle.
 - h. Have these guidelines changed during the specified period? If so, please detail.
 - i. Please provide a copy of the guidelines that determine how a motor vehicle is to be used that they have been provided with. Please include details such as whether the motor vehicle can be used for personal uses.
 - j. Have these guidelines changed during the specified period? If so, please detail.

Answer:

No.

Rural & Regional Affairs and Transport Legislation Committee
ANSWERS TO QUESTIONS ON NOTICE
Additional Estimates 2015 - 2016
Infrastructure and Regional Development

Question no.: 70

Program: n/a

Division/Agency: Corporate Services

Topic: Lobbyist register meetings

Proof Hansard Page: Written

Senator Ludwig, Joe asked:

Since the change of Prime Minister on 14 September, 2015:

1. List all interactions between the department/agency with any representative listed on the lobbyist register
2. List the participants in the meeting, the topic of the discussion, who arranged or requested the meeting, the location of the meeting
3. List all interactions between the Minister/parliamentary Secretary and/or their offices with any representative listed on the lobbyist register during the specified period. List the participants in the meeting, the topic of the discussion, who arranged or requested the meeting, the location of the meeting

Answer:

As at 31 January 2016:

Department of Infrastructure and Regional Development

1. The Department met with Leisure Solutions.
2. Angus Robinson, Managing Partner, Leisure Solutions met with Gordon McCormick, General Manager, Regional Programmes, to discuss possible future funding options for geotourism developments. Mr Robinson requested the meeting which was held on 2 March 2016 in the Department's premises at 111 Alinga St, Canberra City, ACT.
3. The Department does not record this information.

Airservices Australia

1. Airservices has dealt with one company represented on the lobbyist register.
2. John Connolly and Partners was engaged for advice on marketing and stakeholder management.
3. n/a.

Australian Maritime Safety Authority (AMSA)

1. Two AMSA officials attended the Christmas Party of the public relations agency, Fifty Acres, on 8 December 2015.
2. The event was a function rather than a meeting and took place at 30 Lonsdale Street, Braddon, ACT. No business was discussed. Both AMSA officials were invited by Ms Jo Scard, Principal, Fifty Acres and are listed below:
 - General Manager, Domestic Vessels Division
 - Manager, Planning, Portfolio and Performance, Corporate Services Division
3. n/a.

Australian Transport Safety Bureau

1. Nil.
2. n/a.
3. n/a.

Rural & Regional Affairs and Transport Legislation Committee

ANSWERS TO QUESTIONS ON NOTICE

Additional Estimates 2015 - 2016

Infrastructure and Regional Development

Civil Aviation Safety Authority

1. Flight Data Systems Pty Ltd.
2. Flight Data Systems hold an Air Operator's Certificate Holder and interaction with them related to CASA providing advice on the change of oversighting office.
3. n/a.

National Capital Authority

1. Nil.
2. n/a.
3. n/a.

Rural & Regional Affairs and Transport Legislation Committee
ANSWERS TO QUESTIONS ON NOTICE
Additional Estimates 2015 - 2016
Infrastructure and Regional Development

Question no.: 71

Program: n/a

Division/Agency: Corporate Services

Topic: Workplace assessments

Proof Hansard Page: Written

Senator Ludwig, Joe asked:

Since the change of Prime Minister on 14 September, 2015:

1. How much has been spent on workplace ergonomic assessments?
 - a. List each item of expenditure and cost
2. Have any assessments, not related to an existing disability, resulted in changes to workplace equipment or set up?
3. If so, list each item of expenditure and cost related to those changes

Answer:

As at 31 January 2016:

1. \$14,830 excl.GST.
 - a. See Attachment A – Workplace Ergonomic Assessment Expenditure – 14 September 2015 to 31 January 2016.
2. Yes.
3. See Attachment B – Ergonomic equipment expenditure – 14 September 2015 to 31 January 2016.

Rural & Regional Affairs and Transport Legislation Committee
ANSWERS TO QUESTIONS ON NOTICE
Additional Estimates 2015 - 2016
Infrastructure and Regional Development

Attachment A

Workplace ergonomic assessments 14 September 2015 to 31 January 2016

Workstation Assessment	ex GST
Workstation Assessment	180
Workstation Assessment	150
Workstation Assessment	170
Workstation Assessment	160
Workstation Assessment	538.34
Workstation Assessment	609.18
Workstation Assessment	240.82
Workstation Assessment	180
Workstation Assessment	170
Workstation Assessment	170
Workstation Assessment	170
Workstation Assessment	595.02
Workstation Assessment	453.3
Workstation Assessment	524.18
Workstation Assessment	170
Workstation Assessment	160
Workstation Assessment	180
Workstation Assessment	180
Workstation Assessment	220
Workstation Assessment	180
Workstation Assessment	227.27
Workstation Assessment	227.27
Workstation Assessment	440
Workstation Assessment	170
Workstation Assessment	180
Workstation Assessment	190
Workstation Assessment	170
Workstation Assessment	170
Workstation Assessment	170
Workstation Assessment	170
Workstation Assessment	170
Workstation Assessment	170
Workstation Assessment	200
Workstation Assessment	160
Workstation Assessment	190
Workstation Assessment	190
Workstation Assessment	190
Workstation Assessment	190

Rural & Regional Affairs and Transport Legislation Committee

ANSWERS TO QUESTIONS ON NOTICE

Additional Estimates 2015 - 2016

Infrastructure and Regional Development

Workstation Assessment	190
Workstation Assessment	160
Workstation Assessment	483.4
Workstation Assessment	180
Workstation Assessment	170
Workstation Assessment	160
Workstation Assessment	104.75
Workstation Assessment	104.75
Workstation Assessment	104.75
Workstation Assessment	175
Workstation Assessment	150
Workstation Assessment	150
Workstation Assessment	165
Workstation Assessment	165
Workstation Assessment	160
Workstation Assessment	165
Workstation Assessment	165
Workstation Assessment	180
Workstation Assessment	180
Workstation Assessment	160
Workstation Assessment	170
Workstation Assessment	160
Workstation Assessment	160
Workstation Assessment	170
Workstation Assessment	160
Workstation Assessment	180
Workstation Assessment	160
Workstation Assessment	312
Workstation Assessment	210
Workstation Assessment	170
Workstation Assessment	170
Workstation Assessment	190
Workstation Assessment	170
Total	\$14,830.03

Rural & Regional Affairs and Transport Legislation Committee
ANSWERS TO QUESTIONS ON NOTICE
Additional Estimates 2015 - 2016
Infrastructure and Regional Development

Attachment B

Ergonomic equipment expenditure 14 September 2015 to 31 January 2016

Equipment	ex GST
Goldtouch ergonomic posture keyboard	160
Evoluent vertical mouse 4-Right handed	132
OP602 Chair	440
DH640 In-Line Document Holder	145
Fellowes Premium Monitor Raiser X 2	126
OP500 Chair	470
Fellowes Premium Monitor Raiser X 2	126
Microdesk	125
OP500 Chair	390
Gregory INCA 310 Chair	472.73
Gregory Inca High Back Chair	527.27
Gregory Inca High Back Chair	527.27
Gregory Inca Chair	636.36
Gregory Inca High Back Chair	527.27
Gregory Inca High Back Chair	527.27
Gregory Inca High Back Chair	527.27
Gregory Inca High Back Chair	527.27
Herman Miller Aeron Chair	1354.55
Gregory Inca High Back Chair	527.27
Gregory Inca chair	536.36
Gregory Inca High Back Chair	504.55
Gregory Inca High Back Chair	504.55
Gregory Inca High Back Chair	504.55
Gregory Inca High Back Chair	504.55
Gregory Inca High Back Chair	527.27
Gregory Inca High Back Chair	504.55
Gregory Inca High Back Chair	504.55
Gregory Inca High Back Chair	527.27
Gregory Inca High Back Chair	527.27
Gregory Inca Medium Chair	431.82
Therapod Contemporary chair	970
Fellowes Premium Monitor Raiser X 2	126
OP600 Chair	390
3M Inline Document Holder Compact	51.82
Electronic Sit/Stand Desk Mechanism (use own worktop)	1380
OP600 Chair	390
OP100CH Chair	280
OP600 Chair	440

Rural & Regional Affairs and Transport Legislation Committee**ANSWERS TO QUESTIONS ON NOTICE**

Additional Estimates 2015 - 2016

Infrastructure and Regional Development

DH640 In-Line Document Holder	145
Fellowes Premium Monitor Raiser X 2	126
Fellowes Premium Monitor Raiser X 2	126
OP500 Chair	390
OP602 Chair	400
Fluteline footrest	100
Fellowes Premium Monitor risers X 2	126
Zody Chair	665
Easy Reader Document Holder	40.91
Fellowes Premium Monitor Raiser X 2	118.2
Anatome Chair	377.27
Anatome Chair	377.27
MP350 Footrest	80.91
Easy Reader Document Holder	40.91
Ergo+ Ergonomic Office Task Chair	416.36
Fellowes Laptop Stand	49.95
Logitech Wireless Keyboard & Mouse Combo	80.9
Ergo+ Ergonomic Office Task Chair	416.36
OP500 Chair	390
DH640 In-Line Document Holder	145
Kinesis Freestyle 2 Adjustable Split Keyboard	180
Kinesis Low-Force Keypad	115
Evoluent Vertical Mouse 4 RH	132
S-Board Numeric Keypad	110
S-Board Keyboard	120
S-Board Numeric Keypad	110
S-Board Keyboard	120
DH640 In-Line Document Holder	145
OP300 Chair	390
Fellowes Keyboard Palm Support	34
Fellowes Premium Monitor risers X 2	126
OP500 chair	390
Kinesis Freestyle 2 Adjustable Split Keyboard	190
Evoluent Vertical Mouse RH	158.18
Evoluent Vertical Mouse RH	158.18
Fellowes Premium Monitor Raiser X 2	63
Evoluent Vertical Mouse RH	132
Split Design Microban Ergonomic Keyboard	80
Q-Board Compact Keyboard	120
Microdesk	125
DH640 In-Line Document Holder	145
Gregory Inca 300 Chair	418.18

Rural & Regional Affairs and Transport Legislation Committee

ANSWERS TO QUESTIONS ON NOTICE

Additional Estimates 2015 - 2016

Infrastructure and Regional Development

Microdesk	125
OP100CH Chair	280
DH640 In-Line Document Holder	145
S-Board Keyboard	120
OP Miracle 460 Chair	475
OP070CH Chair	230
Q-Board Compact Keyboard	120
Fellowes Premium Monitor Raiser X 2	125.44
Fellowes Premium Monitor Raiser X 1	62.72
Fellowes Premium Monitor Raiser X 2	126
Q-Board Compact Keyboard	120
Goldtouch USB Numeric Keypad	75
OP102CM Chair	295
Evoluent Vertical Mouse	132
Evoluent Vertical Mouse	132
Evoluent vertical mouse	132
DH640 In-Line Document Holder	145
OP500 Chair	390
S-Board Keyboard	120
S-Board Numeric Keypad	110
OP Miracle 490 Chair + arms	595
S-Board Keyboard	120
S-Board Numeric Keypad	110
Actiforce Sit/stand Desk Mechanism (use own worktop)	1410
Fellowes Premium Monitor Raiser x2	126
DH640 In-Line Document Holder	145
OP600 Chair	390
Fellowes Premium Monitor Raiser X 1	63
DH640 In line Document Holder	145
Q-Board Compact Keyboard	120
Evoluent Vertical Mouse Small RH	132
Q-Board Compact Keyboard	120
Goldtouch USB Numeric Keypad	75
Total	\$33,058.38

Rural & Regional Affairs and Transport Legislation Committee
ANSWERS TO QUESTIONS ON NOTICE
Additional Estimates 2015 - 2016
Infrastructure and Regional Development

Question no.: 72

Program: n/a

Division/Agency: Corporate Services

Topic: Freedom of Information stats

Proof Hansard Page: Written

Senator Ludwig, Joe asked:

Since the change of Prime Minister on 14 September, 2015:

1. How many FOI requests were received to date.
2. How many of those requests were finalised within the regular timeframes provided under the FOI Act?
3. How many of those requests were granted an extension of time under s 15AA of the FOI Act?
4. How many of those requests were granted an extension of time under s 15AB of the FOI Act?
5. How many of those requests were finalised out of time?

Answer:

1. 37 (from 14 September 2015 to 31 January 2016).
2. 29. Seven requests remain on hand are within the statutory timeframes, one request was finalised outside the statutory timeframe with agreement from the Office of the Australian Information Commissioner (OAIC) through a section 15AC agreement to extend time.
3. One.
4. Nil.
5. One (as noted at question 2, a section 15AC extension of time was granted by the OAIC).

Rural & Regional Affairs and Transport Legislation Committee
ANSWERS TO QUESTIONS ON NOTICE
Additional Estimates 2015 - 2016
Infrastructure and Regional Development

Question no.: 73

Program: n/a

Division/Agency: Corporate Services

Topic: Multiple tenders

Proof Hansard Page: Written

Senator Ludwig, Joe asked:

Since the change of Prime Minister on 14 September, 2015:

1. List any tenders that were re-issued or issued multiple times:
 - a. Why were they re-issued or issued multiple times?
 - b. Were any applicants received for the tenders before they were re-issued or repeatedly issued?
 - c. Were those applicants asked to resubmit their tender proposal?

Answer:

As at 31 January 2016, no tenders have been re-issued or issued multiple times since 14 September 2015.

Rural & Regional Affairs and Transport Legislation Committee
ANSWERS TO QUESTIONS ON NOTICE
Additional Estimates 2015 - 2016
Infrastructure and Regional Development

Question no.: 74

Program: n/a

Division/Agency: Corporate Services

Topic: Market research

Proof Hansard Page: Written

Senator Ludwig, Joe asked:

Since the change of Prime Minister on 14 September, 2015:

1. List any market research conducted by the department/agency:
 - a. List the total cost of this research
 - b. List each item of expenditure and cost, broken down by division and program
 - c. Who conducted the research?
 - d. How were they identified?
 - e. Where was the research conducted?
 - f. In what way was the research conducted?
 - g. Were focus groups, round tables or other forms of research tools used?
 - h. How were participants for these focus groups et al selected?
 - i. How was the firm or individual that conducted the review selected?
 - j. What input did the Minister have?
 - k. How was it approved?
 - l. Were other firms or individuals considered? If yes, please detail.

Answer:

All answers are as at 31 January 2016:

Department of Infrastructure and Regional Development

- a. \$15,405 (excluding GST).
- b. Evaluative research into community awareness and attitudes towards an airport for Western Sydney, Western Sydney Unit, Infrastructure Growth Package.
- c. GfK Australia.
- d. GfK Australia was identified through the whole of government Communications Multi-Use list.
- e. Online.
- f. Via an online survey.
- g. Via an online survey.
- h. Participants for the online survey were selected based on demographic profile.
- i. GfK Australia was contracted following a competitive request for offer process, utilising the whole of government Communications Multi-Use list in accordance with Commonwealth Procurement Rules.
- j. Nil.
- k. Having regard to the recommendations of the procurement evaluation committee, the contract was awarded through the Department's central procurement system with approval from an authorised delegate.
- l. Yes. A selection of potential suppliers from the whole of government Communications Multi-Use List was invited to tender a submission consistent with an approach to ensure competition and an efficient procurement process.

Rural & Regional Affairs and Transport Legislation Committee
ANSWERS TO QUESTIONS ON NOTICE
Additional Estimates 2015 - 2016
Infrastructure and Regional Development

Airservices Australia

Nil.

Australian Maritime Safety Authority

Nil.

Australian Transport Safety Bureau

Nil.

Civil Aviation Safety Authority (CASA)

- a. \$135,685.
- b. Measuring Our Performance Survey:
Milestone 1 – Project scoping and planning – \$27,136;
Milestone 2 – Qualitative research with industry stakeholders – \$40,706;
Milestone 3 – Benchmark survey and topline findings – \$40,706; and
Milestone 4 – Final report – \$27,136.
- c. Colmar Brunton Social Research.
- d. Through a request for quote process.
- e. Nationally (98%). Internationally (2%).
- f. Online, face to face and through focus groups.
- g. Yes.
- h. Emails sent to those stakeholders that participated in the 2013 communication survey and indicated a willingness to participate in further research. The survey was available to the aviation community via the CASA website. CASA also actively promoted the survey to aviation stakeholders through a range of outbound channels including email and social media networks.
- i. Request for quote process and review of applicants to determine a single supplier.
- j. Nil.
- k. Acting Executive Manager, Safety Education and Promotion.
- l. Yes – GfK Australia, Ipsos SRI and Orima.

National Capital Authority

Nil.

Rural & Regional Affairs and Transport Legislation Committee
ANSWERS TO QUESTIONS ON NOTICE
Additional Estimates 2015 - 2016
Infrastructure and Regional Development

Question no.: 75

Program: n/a

Division/Agency: Corporate Services

Topic: Departmental upgrades

Proof Hansard Page: Written

Senator Ludwig, Joe asked:

Since the change of Prime Minister on 14 September, 2015:

1. Has the department/agency engaged in any new refurbishments, upgrades or changes to their building or facilities?
 - a. If so, list these
 - b. If so, list the total cost for these changes
 - c. If so, list the itemised cost for each item of expenditure
 - d. If so, who conducted the works?
 - e. If so, list the process for identifying who would conduct these works
 - f. If so, when are the works expected to be completed?

Answer:

Department of Infrastructure and Regional Development

As at 31 January 2016:

1. Yes.
 - a. Reconfiguration of Perth Airport Office.
 - b. \$421,503.
 - c. Works tendered as a lump sum.
 - d. Schiavello.
 - e. A tender process was undertaken in accordance with Commonwealth Procurement Rules.
 - f. The works were due for completion Tuesday 1 March 2016.

Airservices Australia

As at 31 January 2016, Airservices has not commenced any new work since September 2015, however there are works planned in line with approved submissions to the Public Works Committee. Tenders have been released for the Perth Air Traffic Services Centre Modernisation project and the Canberra Fire Station extension project. Contracts have been executed for the Brisbane and Cairns control tower life extension projects.

Australian Maritime Safety Authority (AMSA)

As at 31 January 2016:

1. AMSA has completed three fit-outs; the details sought in parts (a) (b) (c) (d) and (f) are provided at Attachment A.
 - e. Companies are procured in accordance with the Commonwealth Procurement Rules.

Rural & Regional Affairs and Transport Legislation Committee

ANSWERS TO QUESTIONS ON NOTICE

Additional Estimates 2015 - 2016

Infrastructure and Regional Development

Australian Transport Safety Bureau

As at 31 January 2016:

1. No.

Civil Aviation Safety Authority

As at 31 January 2016:

1. Yes.
 - a. Level 1 at 260 Elizabeth Street, Sydney – conversion of an existing office into a video/audio recording and editing suite.
 - b. \$105,270.
 - c. Construction cost \$95,420. Architectural services \$4,700. Building services design cost \$5,150.
 - d. Shape Australia Pty Ltd.
 - e. Quotations requested from three companies and one supplier selected.
 - f. Works completed on 14 December 2015.

National Capital Authority

1. No.

Rural & Regional Affairs and Transport Legislation Committee
ANSWERS TO QUESTIONS ON NOTICE
 Additional Estimates 2015 - 2016
Infrastructure and Regional Development

Attachment A

Project Name	Start Date	Planned End Date	Initial Total Project Budget	Total Spend	Progress Indicator	Contractor
Contact Centre Fit-out Ground Floor	7/10/2015	23/10/2015	\$70,000	\$69,919	Complete	ISIS Group Australia P/L
24 Mort St & Level 4 Fit-out	1/10/2015	30/11/2015	\$151,547	\$150,071	Complete	Ubercon Pty Ltd
Adelaide Fit-out	9/10/2015	11/12/2015	\$100,560	\$99,164	Complete	Image Shopfitting and Construction
PROJECT TOTALS			\$322,107	\$319,154		

Rural & Regional Affairs and Transport Legislation Committee
ANSWERS TO QUESTIONS ON NOTICE
Additional Estimates 2015 - 2016
Infrastructure and Regional Development

Question no.: 76

Program: n/a

Division/Agency: Corporate Services

Topic: Wine coolers/fridges

Proof Hansard Page: Written

Senator Ludwig, Joe asked:

Since the change of Prime Minister on 14 September, 2015:

1. Has the department/agency purchased or leased any new wine coolers, or wine fridges or other devices for the purpose of housing alcohol beverages, including Eskies?
 - a. If so, list these
 - b. If so, list the total cost for these items
 - c. If so, list the itemised cost for each item of expenditure
 - d. If so, where were these purchased
 - e. If so, list the process for identifying how they would be purchased
 - f. If so, what is the current location for these items?
 - g. If so, what is the current stocking level for each of these items?

Answer:

Department of Infrastructure and Regional Development

No.

Airservices Australia

No.

Australian Maritime Safety Authority

No.

Australian Transport Safety Bureau

No.

Civil Aviation Safety Authority

No.

National Capital Authority

No.

Rural & Regional Affairs and Transport Legislation Committee
ANSWERS TO QUESTIONS ON NOTICE
Additional Estimates 2015 - 2016
Infrastructure and Regional Development

Question no.: 77

Program: n/a

Division/Agency: Corporate Services

Topic: Office plants

Proof Hansard Page: Written

Senator Ludwig, Joe asked:

Since the change of Prime Minister on 14 September, 2015:

1. Has the department/agency purchased or leased any office plants?
 - a. If so, list these
 - b. If so, list the total cost for these items
 - c. If so, list the itemised cost for each item of expenditure
 - d. If so, where were these purchased
 - e. If so, list the process for identifying how they would be purchased
 - f. If so, what is the current location for these items?

Answer:

All answers are as at 31 January 2016:

Department of Infrastructure and Regional Development

No.

Airservices Australia

Seven transactions totalling \$696 have been recorded. The plants are located at Aviation Rescue Fire Fighting (ARFF) Stations in Broome, Perth, Coffs Harbour and Sunshine Coast.

Australian Maritime Safety Authority

1. Yes. Details are listed below for a-d and f:

Office	Supplier	Monthly Rate	14 Sept 15 to 31 Jan 16
82 Northbourne	Instyle	\$1,498	\$7,489
26 Mort St	Instyle	\$158	\$790
Fremantle	Ambius	\$255	\$1,272
Sydney	Green Design	\$81	\$403
Brisbane	Instyle	\$219	\$1,095
Adelaide	Jarrett Indoor Hire	\$130	\$652
Melbourne	Zants Plants	\$120	\$600
		Total (GST exc)	\$12,301

- e. A request for quotation process was undertaken in accordance with the Commonwealth Procurement Rules.

Rural & Regional Affairs and Transport Legislation Committee

ANSWERS TO QUESTIONS ON NOTICE

Additional Estimates 2015 - 2016

Infrastructure and Regional Development

Australian Transport Safety Bureau

No.

Civil Aviation Safety Authority

1. Yes.

a-c. See table below.

d-e. n/a, plants are hired.

f. See table below.

Office Location	Round Planter Tub 450mm	Desk planter 250mm	Trough 900mm	Trough 1200mm	built in floor planter box	Total cost excluding GST
Canberra		\$998	\$130	\$71	\$3,334	\$4,533
Sydney	\$228	\$71			\$1,028	\$1,327
Brisbane	\$145	\$950	\$378	\$85	\$965	\$2,523
Perth	\$700	\$1,205				\$1,905
Darwin	\$300	\$250			\$202	\$7512
Melbourne	\$800	\$325				\$1,125
Cairns	\$560	\$130			\$67	\$757
Townsville	\$180	\$194				\$374
Tamworth	\$393					\$393
Adelaide	\$261		\$104		\$386	\$751
Total	\$3,567	\$4,123	\$612	\$156	\$5,982	\$14,440

National Capital Authority

No.

Rural & Regional Affairs and Transport Legislation Committee
ANSWERS TO QUESTIONS ON NOTICE
Additional Estimates 2015 - 2016
Infrastructure and Regional Development

Question no.: 78

Program: n/a

Division/Agency: Corporate Services

Topic: Office recreation facilities

Proof Hansard Page: Written

Senator Ludwig, Joe asked:

Since the change of Prime Minister on 14 September, 2015:

1. Has the department/agency purchased or leased or constructed any office recreation facilities, activities or games (including but not limited to pool tables, table tennis tables or others)?
 - a. If so, list these
 - b. If so, list the total cost for these items
 - c. If so, list the itemised cost for each item of expenditure
 - d. If so, where were these purchased
 - e. If so, list the process for identifying how they would be purchased
 - f. If so, what is the current location for these items?
 - g. If so, what is the current usage for each of these items?

Answer:

Department of Infrastructure and Regional Development

No.

Airservices Australia

No. However, every Aviation Rescue Fire Fighting station has on-station health and exercise facilities.

Australian Maritime Safety Authority

No.

Australian Transport Safety Bureau

No.

Civil Aviation Safety Authority

No.

National Capital Authority

No.

Rural & Regional Affairs and Transport Legislation Committee
ANSWERS TO QUESTIONS ON NOTICE
Additional Estimates 2015 - 2016
Infrastructure and Regional Development

Question no.: 79

Program: n/a

Division/Agency: Corporate Services

Topic: Building lease costs

Proof Hansard Page: Written

Senator Ludwig, Joe asked:

Since the change of Prime Minister on 14 September, 2015:

1. What has been the total cost of building leases for the agency / department?
2. Please provide a detailed list of each building that is currently leased. Please detail by:
 - a. Date the lease agreement is active from.
 - b. Date the lease agreement ends.
 - c. Is the lease expected to be renewed? If not, why not?
 - d. Location of the building (City and state).
 - e. Cost of the lease.
 - f. Why the building is necessary for the operations of the agency / department.
3. Please provide a detailed list of each building that had a lease that was not renewed during the specified period. Please detail by:
 - a. Date from which the lease agreement was active.
 - b. Date the lease agreement ended.
 - c. Why was the lease not renewed?
 - d. Location of the building (City and state).
 - e. Cost of the lease.
 - f. Why the building was necessary for the operations of the agency / department.
4. Please provide a detailed list of each building that is expected to be leased in the next 12 months. Please detail by:
 - a. Date the lease agreement is expected to become active.
 - b. Date the lease agreement is expected to end.
 - c. Expected location of the building (City and state).
 - d. Expected cost of the lease.
 - (i) Has this cost been allocated into the budget?
 - e. Why the building is necessary for the operations of the agency / department.
5. For each building owned or leased by the department:
 - a. What is the current occupancy rate for the building?
 - b. If the rate is less than 100%, detail what the remaining being used for.

Rural & Regional Affairs and Transport Legislation Committee
ANSWERS TO QUESTIONS ON NOTICE
Additional Estimates 2015 - 2016
Infrastructure and Regional Development

Answer:

All answers are as at 31 January 2016:

Department of Infrastructure and Regional Development

1. Refer to Attachment A.
2.
 - a. Refer to Attachment A.
 - b. Refer to Attachment A.
 - c. The Department is currently undertaking a review of all accommodation in line with the Department of Finance Property Management Framework.
 - d. Refer to Attachment A.
 - e. Refer to Attachment A.
 - f. To meet the operational requirements of the Department.
3. Nil.
4. Refer to question 2c.
5.
 - a. Refer to Attachment A.
 - b. Refer to question 2c.

Airservices Australia

1. \$6,635,781.
2. Airservices is unable to release this information as it may prejudice future lease negotiations.
3. n/a.
4. There are no current plans for additional leases. Airservices property portfolio primarily supports the National Airways System (NAS) and is predominantly infrastructure based e.g. housing navigation aids.
5. In respect of the commercial 'office' occupancies (i.e. non NAS sites) it is estimated that occupancy across the board would run at 95%+.

Australian Maritime Safety Authority

1. The total cost of building leases, including for regional offices, was \$1,627,489 (GST exclusive).
2. A detailed list of each building that is currently leased, with details sought in parts (a) – (f) of the question, is provided at Attachment B.
3. Nil.
4. There are no additional buildings expected to be leased in the next 12 months.
5. The occupancy rate for current buildings, with details sought in parts (a) – (b) of the question is included in the table at Attachment B.

Australian Transport Safety Bureau

1. \$708,630.
2. Refer to Attachment C.
3. n/a.
4. n/a.
5. Leased.

Rural & Regional Affairs and Transport Legislation Committee

ANSWERS TO QUESTIONS ON NOTICE

Additional Estimates 2015 - 2016

Infrastructure and Regional Development

- a. 100%.
- b. n/a.

Civil Aviation Safety Authority

- 1. \$3,418,341.
- 2. Refer to Attachment D – Table A.
- Nil.
- 3. Refer to Attachment D – Table B.
- 5a. 100%.

National Capital Authority (NCA)

- 1. \$159,305.
- 2. Refer to Attachment E.
- 3. n/a.
- 4. n/a.
- 5.
 - a.
 - The occupancy rate for the Treasury Building is 70%.
 - The occupancy rate for Yarralumla Depot is 100%.
 - b. NCA subleases 604m2 of office space on the 2nd Floor of D Block in the Treasury Building. The sublease expired on 23 December 2015 and 604m2 is currently vacant.

Attachment A – Department of Infrastructure and Regional Development

Attachment B – Australian Maritime Safety Authority

Attachment C – Australian Transport Safety Bureau

Attachment D – Civil Aviation Safety Authority

Attachment E – National Capital Authority

Rural & Regional Affairs and Transport Legislation Committee
ANSWERS TO QUESTIONS ON NOTICE
Additional Estimates 2015 - 2016
Infrastructure and Regional Development

Attachment A

Department of Infrastructure and Regional Development
Property Portfolio

Location	State	City	Total m2	Occupancy Rate %	Total Rent p.a	Lease Start	Lease End
111 Alinga St	ACT	CANBERRA	16,698	83%	\$8,283,000	01-Jul-06	30-Jun-17
62 Northbourne	ACT	CANBERRA	10,218	78%	\$4,718,000	01-May-08	30-Jun-17
4 Mort St ⁺	ACT	CANBERRA	2,000	N/A	\$813,000	01-Aug-09	31-Jul-17
13-15 Huddart Ct ⁺	ACT	CANBERRA	1,306	N/A	\$167,000	01-Dec-06	30-Nov-18
TOTAL (ACT)	4		30,222		\$13,981,000		
1 Crewe Pl*	NSW	SYDNEY	1,000	52%	\$339,000	01-Dec-10	28-Feb-18
24 Beaumont St	NSW	NEWCASTLE	303	50%	\$95,000	01-Jan-15	31-Jan-18
179A Anson St	NSW	ORANGE	238	50%	\$89,000	01-Feb-16	31-Jan-18
75 Wharf St	NSW	TWEED HEADS	82	50%	\$21,000	01-Jun-15	31-May-18
45 Kembla St*	NSW	WOLLONGONG	N/A	100%	\$10,000	10-Aug-15	30-Sep-28
TOTAL (NSW)	5		1,623		\$554,000		
2 Lonsdale St	VIC	MELBOURNE	847	58%	\$492,000	01-Aug-10	30-Nov-16
Airport (Tullamarine)	VIC	MELBOURNE	172	67%	\$45,000	01-Oct-14	30-Nov-19
66 Bundora Pde*	VIC	MENTONE	N/A	100%	\$8,000	01-Feb-15	31-Jan-16
66 Garsed St*	VIC	BENDIGO	N/A	100%	\$16,000	01-Oct-14	30-Sep-18
TOTAL (VIC)	4		1,019		\$561,000		
179 Turbot St	QLD	BRISBANE	1,375	65%	\$1,034,000	01-Apr-09	31-Mar-19
Airport (Da Vinci)	QLD	BRISBANE	303	44%	\$140,000	10-Mar-09	09-Mar-19
TOTAL (QLD)	2		1,678		\$1,174,000		

Rural & Regional Affairs and Transport Legislation Committee
ANSWERS TO QUESTIONS ON NOTICE
 Additional Estimates 2015 - 2016
Infrastructure and Regional Development

Location	State	City	Total m2	Occupancy Rate %	Total Rent p.a	Lease Start	Lease End
37 St Georges Terrace	WA	PERTH	451	73%	\$278,000	01-Jan-16	31-Dec-22
45 Francis St*	WA	PERTH	200	100%	\$126,000	01-Apr-14	31-Mar-17
Airport (HKEW)	WA	PERTH	610	67%	\$262,000	20-Nov-15	19-Nov-20
TOTAL (WA)	3		1,261		\$666,000		
55 Currie St	SA	ADELAIDE	1,288	50%	\$671,000	01-Jun-07	31-Dec-16
TOTAL (SA)	1		1,288		\$671,000		
22 Elizabeth St*	TAS	HOBART	112	29%	\$43,000	01-Jul-15	30-Dec-16
TOTAL (TAS)	1		112		\$43,000		
24 Mitchell St	NT	DARWIN	214	27%	\$122,000	01-Oct-15	31-Dec-17
TOTAL (NT)	1		214		\$122,000		

ALL LOCATIONS		Total m2	Total Rent p.a
TOTAL (ALL STATES)	21	37,417	\$17,772,000

Total rent includes storage and car parking.

+ 4 Mort St currently vacant and 13-15 Huddart Court is a warehouse facility.

* Shared accommodation with entities by a MOU arrangement.

Occupancy rate as of January 2016.

Rural & Regional Affairs and Transport Legislation Committee
ANSWERS TO QUESTIONS ON NOTICE
 Additional Estimates 2015 - 2016
Infrastructure and Regional Development

Attachment B

Australian Maritime Safety Authority

Name of Building	Date Lease Agreement active from (2a)	Date the Lease Agreement ends (2b)	Is lease expected to be renewed (2c)	Building Location (2d)	Cost of Lease from 15/9/15 – 31/1/16 (Exc GST) (2e)	Reason Lease Necessary (2f)	Occupancy Rate (5 a & b)
82 Northbourne Ave	1/07/2009	30/06/2024	Yes	Braddon ACT	\$1,398,318	AMSA Head Office functions	100%
26 Mort Street	1/11/2012	31/10/2017	No – consolidate into 82 Northbourne Ave	Braddon ACT	\$207,938	AMSA Head Office functions	100%
64 John Street	5/09/2014	4/06/2016	No (pending program assessment)	Thursday Island QLD	\$21,233	Residential accommodation for staff in remote locations	100%

Rural & Regional Affairs and Transport Legislation Committee
ANSWERS TO QUESTIONS ON NOTICE
 Additional Estimates 2015 - 2016
Infrastructure and Regional Development

Attachment C

Australian Transport Safety Bureau

a.	b.	c.	d.	e.	f.
1 July 2009	30 June 2017	Unknown. Lease agreement managed by Department of Infrastructure and Regional Development	Canberra, ACT	\$463,062	To conduct operational and corporate activities
1 July 2009	30 December 2016	Unknown. Lease agreement managed by Department of Infrastructure and Regional Development	Adelaide, SA	\$87,107	To conduct operational activities
1 July 2009	31 March 2019	Unknown. Lease agreement managed by Department of Infrastructure and Regional Development	Brisbane, QLD	\$101,354	To conduct operational activities
1 July 2009	19 November 2020	Unknown. Lease agreement managed by Department of Infrastructure and Regional Development	Perth, WA	\$57,106	To conduct operational activities

Rural & Regional Affairs and Transport Legislation Committee

ANSWERS TO QUESTIONS ON NOTICE

Additional Estimates 2015 - 2016

Infrastructure and Regional Development

Attachment D

Civil Aviation Safety Authority

Table A

Lease Commencement	Lease Expiry	Location of Property	Gross lease cost per annum	Is the lease expected to be renewed	Operational requirement
01/08/2010	31/07/2017	Adelaide, SA	\$202,737	CASA will review all accommodation options prior to the lease expiry.	Provision of Regulatory services
01/10/2014	30/09/2019	Broome, WA	\$66,239	CASA will review all accommodation options prior to the lease expiry.	Provision of Regulatory services
01/02/2007	31/01/2022	Canberra, ACT	\$3,670,974	CASA will review all accommodation options prior to the lease expiry.	Head Office
01/10/2014	13/11/2016	Canberra, ACT	\$132,504	Yes	Part of the Head Office
16/02/2009	22/02/2015	Canberra, ACT	\$23,891	Yes	Storage (see Table B)
01/03/2013	29/02/2016	Kununurra, WA	\$17,760	Yes	Provision of Regulatory services (see Table B)
01/05/2010	14/02/2016	Melbourne, VIC	\$927,744	No, building owner wishes to refurbish the tenancy at the end of the existing lease and requires vacant possession.	Provision of Regulatory services (see Table B)
01/03/2015	28/02/2020	Perth, WA	\$317,648	CASA will review all accommodation options prior to the lease expiry.	Provision of Regulatory services
01/12/2012	30/11/2015	Jandakot, WA	\$1,890	No, no longer required.	Provision of Regulatory services
1/12/2014	30/11/2019	Brisbane, QLD	\$2,573,633	CASA will review all accommodation options prior to the lease expiry.	Provision of Regulatory services
01/04/2012	31/03/2022	Cairns, QLD	\$234,783	CASA will review all accommodation options prior to the lease expiry.	Provision of Regulatory services
01/01/2016	31/12/2023	Darwin, NT	\$248,047	CASA is currently reviewing ongoing accommodation options in Darwin.	Provision of Regulatory services
01/10/2009	30/09/2015	Gove, NT	\$17,609	Considering alternative accommodation options and maintain a monthly holdover until a decision is made.	Provision of Regulatory services

Rural & Regional Affairs and Transport Legislation Committee

ANSWERS TO QUESTIONS ON NOTICE

Additional Estimates 2015 - 2016

Infrastructure and Regional Development

Lease Commencement	Lease Expiry	Location of Property	Gross lease cost per annum	Is the lease expected to be renewed	Operational requirement
01/10/2014	30/09/2016	Horn Island, NT	\$15,600	Yes	Provision of Regulatory services
01/07/2012	30/06/2019	Sydney, NSW	\$1,196,374	CASA will review all accommodation options prior to the lease expiry.	Provision of Regulatory services
24/12/1999	23/12/2009	Tamworth, NSW	\$29,440	Attempting to finalise a new lease. Currently month to month.	Provision of Regulatory services
1/10/2015	30/09/2016	Townsville, QLD	\$84,023	Uncertain, considering ongoing requirements.	Provision of Regulatory services

* all building costs have been budgeted for

Table B

Likely Lease commencement	Likely Lease expiry	Location of property	Gross lease cost per annum	Operational requirement
01/07/2016	30/6/2019	Tamworth	\$34,500	Provision of Regulatory services
15/2/2016	14/02/2023	Melbourne	\$813,740	Provision of Regulatory services
01/10/2014	30/09/2016	Horn Island, NT	\$15,600	Provision of Regulatory services
01/03/2013	29/02/2016	Kununurra, WA	\$17,760	Provision of Regulatory services
01/07/2016	31/01/2022	Canberra, ACT	\$132,504	Part of Head Office

* all building costs have been budgeted for

Rural & Regional Affairs and Transport Legislation Committee
ANSWERS TO QUESTIONS ON NOTICE
Additional Estimates 2015 - 2016
Infrastructure and Regional Development

Attachment E

Leased Building	Date lease is active from	Date lease ends	Lease renewal	Location	Cost	Need
Treasury Building, Parkes ACT	14 March 2002	7 March 2017	At the expiry of any lease the NCA makes an assessment to ensure the lease arrangements are efficient and effective use of public money.	Parkes, ACT	Office (\$390m2 per annum) Storage (\$190m2 per annum)	Head office for administrative work associated with the NCA's functional responsibilities under the <i>Australian Capital Territory (Panning and Land Management) Act 18988</i> (the Act)
Yarralumla Works Depot, Yarralumla, ACT	1 November 2013	31 October 2016	At the expiry of any lease the NCA makes an assessment to ensure the lease arrangements are efficient and effective use of public money.	Yarralumla, ACT	\$31,062.60 (GST exclusive per annum)	Works depot used to facilitate the maintenance and enhancement works of the National Capital Estate to a standard all Australians can be proud of as per the NCA's functional responsibilities under the Act.

Rural & Regional Affairs and Transport Legislation Committee
ANSWERS TO QUESTIONS ON NOTICE
Additional Estimates 2015 - 2016
Infrastructure and Regional Development

Question no.: 80

Program: n/a

Division/Agency: Corporate Services

Topic: Government advertising/marketing

Proof Hansard Page: Written

Senator Ludwig, Joe asked:

Since the change of Prime Minister on 14 September, 2015:

1. How much has been spent by the department / agency on marketing?
 - a. List the total cost
 - b. List each item of expenditure and cost
 - c. List the approving officer for each item.
 - d. Detail the ministerial or ministerial staff involvement in the commissioning process.
 - e. Which firm provided the marketing?
2. How much has been spent by the department / agency on government advertising (including job ads)?
 - a. List the total cost
 - b. List each item of expenditure and cost
 - c. Where the advertising appeared
 - d. List the approving officer for each item.
 - e. Detail the ministerial or ministerial staff involvement in the commissioning process.
 - f. Detail the outlets that were paid for the advertising.
3. What government advertising is planned for the rest of the financial year?
 - a. List the total expected cost.
 - b. List each item of expenditure and cost.
 - c. Where the advertising will appear
 - d. List the approving officer for each item.
 - e. Detail the ministerial or ministerial staff involvement in the commissioning process.
 - f. Detail the outlets that have been or will be paid for the advertising.
4. Provide copies of approvals for advertising, including but not limited to, approvals made by the Prime Minister or his delegate, the Minister or their delegate, or the Department or their delegate.

Answer:

Department of Infrastructure and Regional Development

As at 31 January 2016:

1. Nil.
2.
 - a. \$165,235.90 excl GST.
 - b.

Item	Exp. (\$)
2017 Graduate recruitment advertising	\$7,500

Rural & Regional Affairs and Transport Legislation Committee

ANSWERS TO QUESTIONS ON NOTICE

Additional Estimates 2015 - 2016

Infrastructure and Regional Development

Gazette recruitment advertising	\$16,608
Head Office of Northern Australia – recruitment advertisement	\$44,082
Deputy Secretary – recruitment advertisement	\$3,207
Chief Commissioner – recruitment advertisement	\$7,111
Western Sydney Airport – Draft EIS Announcement	\$19,179
Disabled Toilets – Kavha - Norfolk Island	\$74
Sydney Airport – Slot Management Services	\$21,026
Western Sydney Airport – information sessions	\$40,532
Brisbane Airport – Appointment of Airport Environment Officer	\$864
Western Sydney Airport – Exhibition of Draft Airport Plan	\$3,961
National Awards for Local Government	\$1,091

- c. The advertising was a mix of national and regional newspapers, websites, gazettes and publications.
 - d. The items were approved in accordance with the Department's delegations.
 - e. Nil.
 - f. Dentsu Mitchell (Adcorp), Grad Australia, and LG Focus.
3. A national advertising campaign.
- a. \$18 million.
 - b. Details of the campaign were provided to the 8 February 2016 senate estimates hearings of the Rural and Regional Affairs and Transport Committee. Information is also available on Austender.
 - c. Details of the campaign were provided to the 8 February 2016 senate estimates hearings of the Rural and Regional Affairs and Transport Committee.
 - d. The items were approved in accordance with the Department's delegations.
 - e. Details of the campaign were provided to the 8 February 2016 senate estimates hearings of the Rural and Regional Affairs and Transport Committee.
 - f. Details of the campaign were provided to the 8 February 2016 senate estimates hearings of the Rural and Regional Affairs and Transport Committee.
4. Providing this information would disclose the deliberations of cabinet; and/or disclose matters in the nature of advice, recommendation and deliberation prepared for, or that has taken place in the course of the deliberative processes of government, and that it could be contrary to the public interest for such material to be provided.

Airservices Australia

As at 31 January 2016, Airservices has spent a total of \$204,448 on marketing and advertising costs, including recruitment advertising. The planned spend for marketing and advertising for the period February 2016 to June 2016 is \$216,628. There has been no Ministerial involvement in any of these activities.

Australian Maritime Safety Authority (AMSA)

As at 31 January 2016:

1. AMSA has not undertaken any marketing.
2. a. AMSA spent a total of \$27,182 on government advertising, including for job advertisements.
b–e. Details are provided at [Attachment A](#).
3. AMSA has no advertising planned for the rest of the 2015-16 financial year.
4. It is not possible to provide copies of each authorisation without an unreasonable diversion of resources. Invoices for all purchases are authorised by AMSA officials in accordance with AMSA's financial delegations. There were no approvals made by the Prime Minister, the Minister for Infrastructure and Regional Development, the Department or their delegates.

Rural & Regional Affairs and Transport Legislation Committee

ANSWERS TO QUESTIONS ON NOTICE

Additional Estimates 2015 - 2016

Infrastructure and Regional Development

Australian Transport Safety Bureau

As at 31 January 2016:

1. Nil.
2. Nil.
3. Nil.
4. n/a.

Civil Aviation Safety Authority

As at 31 January 2016:

- 1-2. See Attachment B.
3. See Attachment C.
4. Nil.

National Capital Authority (NCA)

As at 31 January 2016:

1.
 - a. \$4,222 on marketing NCA attractions and activities.
 - b.
 - Canberra Weekly – Floriade promotion for National Capital Exhibition and Blundells Cottage: \$510.
 - Holiday Happenings – School holiday promotion for National Capital Exhibition, National Carillon and Blundells Cottage: \$690.
 - Holiday with Kids – Promotion for National Capital Exhibition, National Carillon and Blundells Cottage: \$2,112.
 - Canberra Weekly – Promotion for the National Carillon Christmas concert: \$911.
 - c. The approving officer for each item was NCA's Communications Coordinator.
 - d. n/a.
 - e. All marketing activities were managed in-house.
2.
 - a. NCA has spent \$9,667 on government advertising including job advertising.
 - b. \$9,454 was spent on public notices. This related to advertising road closures as well as Works Approval applications, Draft Development Control Plans and Draft Amendments open for public consultation.
\$213 was spent on job advertising.
 - c. Public Notices were advertised in The Canberra Times. Job advertisements were advertised online on SEEK.
 - d. The approving officer for each item was NCA's Communications Coordinator.
 - e. n/a.
 - f. All government advertising was booked by the media booking authority, Mitchell Adcorp Alliance.
3. NCA advertise at an 'as needed' basis for both marketing and government advertising.
 - a. NCA expects to spend \$10,000 on government advertising and \$8,000 on marketing.
 - b. n/a.
 - c. Government advertising will appear in The Canberra Times public notices.

Rural & Regional Affairs and Transport Legislation Committee

ANSWERS TO QUESTIONS ON NOTICE

Additional Estimates 2015 - 2016

Infrastructure and Regional Development

- d. The approving officer for these activities will be NCA's Communications and Web Manager.
- e. n/a.
- f. n/a.
- 4. n/a.

Rural & Regional Affairs and Transport Legislation Committee
ANSWERS TO QUESTIONS ON NOTICE
 Additional Estimates 2015 - 2016
Infrastructure and Regional Development

Attachment A

Cost	Item	Appearance	Approving Officer	Ministerial involvement	Outlet
\$3,843	Job advertising (newspaper)	The West Australian	Manager, People and Development	Nil	The West Australian
\$1,600	Beacon Registration	Volunteer Marine Rescue WA diary	Manager, Communication	Nil	Marsh Agencies
\$1,138	Advertising pack	LinkedIn	Manager, Communication	Nil	LinkedIn
\$1,320	Beacon Registration	Marine Business Magazine	Manager, Communication	Nil	Yaffa Publishing
\$6,500	Australian Seafarers Welfare Council	Shipping Australia Magazine	Manager, Communication	Nil	Ontime Publications
\$5,376	Advertising pack	Seek	Manager, People and Development	Nil	Seek
\$900	Beacon Registration	Max Magazine	Manager, Communication	Nil	Marine Industry Australia
\$6,500	Seafarers Qualifications	Shipping Australia Magazine	Manager, Communication	Nil	Ontime Publications

Rural & Regional Affairs and Transport Legislation Committee

ANSWERS TO QUESTIONS ON NOTICE

Additional Estimates 2015 - 2016

Infrastructure and Regional Development

Attachment B

Item	Cost (\$)	Approving Officer	Outlet Paid	Advertising Location
Sport Aviation Advertising	500	Mgr Safety Promotion and Communication	Regional Publishers	Naromine News
Sport Aviation Advertising	440	Mgr Safety Promotion and Communication	Temora Aviation Museum	Warbirds Downunder Airshow programme
Sport Aviation Advertising	1,650	Mgr Safety Promotion and Communication	WS Media Group	Gliding Australia
Sport Aviation Advertising	1,215	Mgr Safety Promotion and Communication	Stampils	Sport Pilot Magazine
Sport Aviation Advertising	636	Mgr Safety Promotion and Communication	Sport Aircraft Association of Australia	Airsport
Sport Aviation Advertising	491	Mgr Safety Promotion and Communication	Hang Gliding Federation of Australia	Sky Sailor
Flight Plan 2030 Advertising	225	Mgr Safety Promotion and Communication	Facebook	Facebook
Flight Plan 2030 Advertising	1,453	Mgr Safety Promotion and Communication	Aviation Advertiser	Aviation Advertiser
Flight Plan 2030 Advertising	3,323	Mgr Safety Promotion and Communication	Aviation Trader	Aviation Trader
Flight Plan 2030 Advertising	1,061	Mgr Safety Promotion and Communication	Yaffa	Australian Flying
Flight Plan 2030 Advertising	4,080	Mgr Safety Promotion and Communication	Yaffa	Fly Online
Flight Plan 2030 Advertising	1,273	Mgr Safety Promotion and Communication	Phantom Media	Australian Aviation
Dangerous Goods Advertising	12,111	Mgr Safety Promotion and Communication	AdSlot	Ebay
Dangerous Goods Advertising	4,491	Mgr Safety Promotion and Communication	Facebook	Facebook
Dangerous Goods Advertising	7,000	Mgr Safety Promotion and Communication	Business Essentials	OutThere
Dangerous Goods Advertising	6,500	Mgr Safety Promotion and Communication	Prime Creative	Wild magazine
Dangerous Goods Advertising	4,091	Mgr Safety Promotion and Communication	Vink	Go Camping & 4WD Adventures
Dangerous Goods Advertising	5,970	Mgr Safety Promotion and Communication	Yaffa	Great Walks
Dangerous Goods Advertising	5,840	Mgr Safety Promotion and Communication	Yaffa	Australian Photography
Dangerous Goods Advertising	4,780	Mgr Safety Promotion and Communication	Yaffa	Capture
Dangerous Goods Advertising	2,500	Mgr Safety Promotion and Communication	Yaffa	Drone
Dangerous Goods Advertising	5,100	Mgr Safety Promotion and Communication	Mayne Publications	BCM
RPA Advertising	3,671	Mgr Safety Promotion and Communication	Facebook	Facebook
RPA Advertising	1,067	Mgr Safety Promotion and Communication	Google	Google
Flight Safety Australia Advertising	274	Mgr Safety Promotion and Communication	Facebook	Facebook
VFRG Advertising	2,906	Mgr Safety Promotion and Communication	Aviation Trader	Aviation Trader
VFRG Advertising	600	Mgr Safety Promotion and Communication	Classic Wings	Classic Wings
VFRG Advertising	4,091	Mgr Safety Promotion and Communication	Phantom	Australian Aviation

Rural & Regional Affairs and Transport Legislation Committee

ANSWERS TO QUESTIONS ON NOTICE

Additional Estimates 2015 - 2016

Infrastructure and Regional Development

Item	Cost (\$)	Approving Officer	Outlet Paid	Advertising Location
VFRG Advertising	1,040	Mgr Safety Promotion and Communication	Yaffa	Australian Flying
VFRG Advertising	3,600	Mgr Safety Promotion and Communication	Yaffa	Fly Online
VFRG Advertising	1,500	Mgr Safety Promotion and Communication	Editor At Large	Aviator
VFRG Advertising	1,157	Mgr Safety Promotion and Communication	Niche Media	Helinews
Regulation Reform Advertising	602	Mgr Safety Promotion and Communication	Aviation Trader	Aviation Trader
ASRR Advertising	91	Mgr Safety Promotion and Communication	Facebook	Facebook
Recruitment Advertising	193	Manager Standards Development & Quality Assurance	Dentsu Mitchell	Seek
Recruitment Advertising	193	Regional Manager Eastern Region	Dentsu Mitchell	Seek
Recruitment Advertising	1,160	EM Industry Permissions	Dentsu Mitchell	Seek
Recruitment Advertising	193	EM Corporate Services	Dentsu Mitchell	Seek
Recruitment Advertising	193	EM Corporate Services	Dentsu Mitchell	Seek
Recruitment Advertising	193	EM Corporate Services	Dentsu Mitchell	Seek
Recruitment Advertising	193	Manager ICT Systems	Dentsu Mitchell	Seek
Recruitment Advertising	193	Manager ICT Systems	Dentsu Mitchell	Seek
Recruitment Advertising	196	Manager People Services	Dentsu Mitchell	Seek
Recruitment Advertising	387	EM Airspace & Aerodrome Regulation	Dentsu Mitchell	Seek
Recruitment Advertising	193	Team Leader Administration	Dentsu Mitchell	Seek
Recruitment Advertising	387	Learning and Development Specialist	Dentsu Mitchell	Seek
Recruitment Advertising	193	EM Legal	Dentsu Mitchell	Seek
Recruitment Advertising	193	Manager Legal	Dentsu Mitchell	Seek
Recruitment Advertising	193	Regional Manager North Queensland	Dentsu Mitchell	Seek
Recruitment Advertising	193	Regional Manager Sydney	Dentsu Mitchell	Seek
Recruitment Advertising	193	Section Head Procurement	Dentsu Mitchell	Seek
Recruitment Advertising	193	Manager ICT Systems	Dentsu Mitchell	Seek
Recruitment Advertising	193	Manager ICT Systems	Dentsu Mitchell	Seek
Recruitment Advertising	193	Manager ICT Systems	Dentsu Mitchell	Seek
Recruitment Advertising	387	Regional Manager Eastern Region	Dentsu Mitchell	Seek
Recruitment Advertising	193	EM Safety Education & Promotion	Dentsu Mitchell	Seek
Recruitment Advertising	387	FOI Coordinator	Dentsu Mitchell	Seek

Rural & Regional Affairs and Transport Legislation Committee

ANSWERS TO QUESTIONS ON NOTICE

Additional Estimates 2015 - 2016

Infrastructure and Regional Development

Item	Cost (\$)	Approving Officer	Outlet Paid	Advertising Location
Recruitment Advertising	196	Chief Financial Officer	Dentsu Mitchell	Seek
Recruitment Advertising	387	Team Leader Administration	Dentsu Mitchell	Seek
Recruitment Advertising	1,547	EM Safety Education & Promotion	Dentsu Mitchell	Seek
Recruitment Advertising	387	EM Airspace & Aerodrome Regulation	Dentsu Mitchell	Seek
Recruitment Advertising	387	EM Airspace & Aerodrome Regulation	Dentsu Mitchell	Seek
Recruitment Advertising	193	Manager Legal	Dentsu Mitchell	Seek
Recruitment Advertising	387	Section Head IT Service Support and Operations	Dentsu Mitchell	Seek
Recruitment Advertising	193	SH Budgeting and Planning	Dentsu Mitchell	Seek
Recruitment Advertising	193	Manager Airworthiness and Engineering	Dentsu Mitchell	Seek
Recruitment Advertising	193	EM Industry Permissions	Dentsu Mitchell	Seek
Recruitment Advertising	196	EM Safety Education & Promotion	Dentsu Mitchell	Seek
Recruitment Advertising	387	Manager Office of Airspace Regulation	Dentsu Mitchell	Seek
Recruitment Advertising	5,825	Regional Manager Eastern Region	Dentsu Mitchell	Australian Aviation Section
Recruitment Advertising	3,404	EM Airspace & Aerodrome Regulation	Dentsu Mitchell	Australian Aviation Section
Recruitment Advertising	4,409	Manager Flying Standards Branch	Dentsu Mitchell	Australian Aviation Section
Recruitment Advertising	5,825	Regional Managers - Sydney / North Queensland	Dentsu Mitchell	Australian Aviation Section
Recruitment Advertising	1,448	EM Operations	Niche Media	Helinews
Recruitment Advertising	1,958	Manager Operations Strategy	Dentsu Mitchell	Australian Aviation Section
Recruitment Advertising	1,958	EM Safety Education & Promotion	Dentsu Mitchell	Australian Aviation Section
Recruitment Advertising	1,958	Manager Office of Airspace Regulation	Dentsu Mitchell	Australian Aviation Section
Recruitment Advertising	1,958	Manager Office of Airspace Regulation	Dentsu Mitchell	Australian Aviation Section
Recruitment Advertising	2,954	EM Safety Education & Promotion	Dentsu Mitchell	Australian Aviation Section
Supplementary job advertising	1	Recruitment Advisor	LinkedIn	LinkedIn
Supplementary job advertising	35	Recruitment Advisor	LinkedIn	LinkedIn
Supplementary job advertising	12	Recruitment Advisor	LinkedIn	LinkedIn
Supplementary job advertising	22	Recruitment Advisor	LinkedIn	LinkedIn
Supplementary job advertising	7	Recruitment Advisor	LinkedIn	LinkedIn
Supplementary job advertising	173	Recruitment Advisor	LinkedIn	LinkedIn
Supplementary job advertising	33	Recruitment Advisor	LinkedIn	LinkedIn

Rural & Regional Affairs and Transport Legislation Committee

ANSWERS TO QUESTIONS ON NOTICE

Additional Estimates 2015 - 2016

Infrastructure and Regional Development

Item	Cost (\$)	Approving Officer	Outlet Paid	Advertising Location
Supplementary job advertising	15	Recruitment Advisor	LinkedIn	LinkedIn
Supplementary job advertising	9	Recruitment Advisor	LinkedIn	LinkedIn
Supplementary job advertising	53	Recruitment Advisor	LinkedIn	LinkedIn
Supplementary job advertising	18	Recruitment Advisor	LinkedIn	LinkedIn
Supplementary job advertising	41	Recruitment Advisor	LinkedIn	LinkedIn
Supplementary job advertising	33	Recruitment Advisor	LinkedIn	LinkedIn
Supplementary job advertising	20	Recruitment Advisor	LinkedIn	LinkedIn
Supplementary job advertising	51	Recruitment Advisor	LinkedIn	LinkedIn
Supplementary job advertising	7	Recruitment Advisor	LinkedIn	LinkedIn
Supplementary job advertising	24	Recruitment Advisor	LinkedIn	LinkedIn
Supplementary job advertising	64	Recruitment Advisor	LinkedIn	LinkedIn
Supplementary job advertising	173	Recruitment Advisor	LinkedIn	LinkedIn
Supplementary job advertising	4	Recruitment Advisor	LinkedIn	LinkedIn
Supplementary job advertising	17	Recruitment Advisor	LinkedIn	LinkedIn
Supplementary job advertising	173	Recruitment Advisor	LinkedIn	LinkedIn
Supplementary job advertising	173	Recruitment Advisor	LinkedIn	LinkedIn
Supplementary job advertising	25	Recruitment Advisor	LinkedIn	LinkedIn
Supplementary job advertising	5	Recruitment Advisor	LinkedIn	LinkedIn
Supplementary job advertising	17	Recruitment Advisor	LinkedIn	LinkedIn
Supplementary job advertising	75	Recruitment Advisor	LinkedIn	LinkedIn
Supplementary job advertising	61	Recruitment Advisor	LinkedIn	LinkedIn
Supplementary job advertising	31	Recruitment Advisor	LinkedIn	LinkedIn
Supplementary job advertising	80	Recruitment Advisor	LinkedIn	LinkedIn
Supplementary job advertising	35	Recruitment Advisor	LinkedIn	LinkedIn
Supplementary job advertising	24	Recruitment Advisor	LinkedIn	LinkedIn
Supplementary job advertising	11	Recruitment Advisor	LinkedIn	LinkedIn
Supplementary job advertising	173	Recruitment Advisor	LinkedIn	LinkedIn
Supplementary job advertising	173	Recruitment Advisor	LinkedIn	LinkedIn
Supplementary job advertising	105	Recruitment Advisor	LinkedIn	LinkedIn

Rural & Regional Affairs and Transport Legislation Committee

ANSWERS TO QUESTIONS ON NOTICE

Additional Estimates 2015 - 2016

Infrastructure and Regional Development

Item	Cost (\$)	Approving Officer	Outlet Paid	Advertising Location
Medical Records System whiteboards	7,164	MRS Project Manager	Tall Poppy Promotions and The Promo Station	n/a
Australasian Society of Aerospace Medicine conference magnet	110	MRS Project Manager	Magnet Express	n/a
Frequency Poster	428	Mgr Safety Promotion and Communication	New Millenium Print P/L	n/a
Sport aviation z-card	11,000	Mgr Safety Promotion and Communication	Z Asia	n/a
Measuring our Performance survey brochures	960	Mgr Safety Promotion and Communication	New Millenium Print P/L	n/a
Flight Safety Australia collectors' edition postcards	870	Mgr Safety Promotion and Communication	Canprint	n/a
Close call posters	411	Mgr Safety Promotion and Communication	New Millenium Print P/L	n/a
Flight Safety Australia collectors' edition 2015	33,390	Mgr Safety Promotion and Communication	Canprint	n/a
Sport Aviation checklist cards	2,945	Mgr Safety Promotion and Communication	Creative Plastic Cards	n/a
Aviation Safety Advisor survey brochures	975	ASA Team Leader	Paragon Printers	n/a
Medical Records System poster	810	MRS Project Manager	Canberra Mailing and Envelopes	n/a
Medical Records System flyer	613	MRS Project Manager	Kwik Copy	n/a
Medical Records System plastic cards	685	MRS Project Manager	Creative Plastic Cards	n/a
Medical Records System postcard	1,287	MRS Project Manager	National Mailing & Marketing	n/a
Medical Records System postcard supplement	134	MRS Project Manager	National Mailing & Marketing	n/a
Self-service flyers	1,333	Executive Manager, Industry Permissions	New Millenium Print P/L	n/a
Web redevelopment brochure	614	Manager, Program Management Branch	New Millenium Print P/L	n/a
Sport aviation close call booklet	13,080	Manager, Safety Promotion and Communication	Canprint	n/a
Total marketing	\$174,291			
Total advertising	\$148,986			

Rural & Regional Affairs and Transport Legislation Committee

ANSWERS TO QUESTIONS ON NOTICE

Additional Estimates 2015 - 2016

Infrastructure and Regional Development

Attachment C

Item	Cost (\$)	Approving Officer	Outlet Paid	Advertising Location
Sport Aviation	545	Mgr Safety Promotion and Communication	Classic Wings	Classic Wings
Sport Aviation	\$825	Mgr Safety Promotion and Communication	WS Media Group	Gliding Australia
Sport Aviation	\$1,215	Mgr Safety Promotion and Communication	Stampils	Sport Pilot Magazine
Sport Aviation	\$636	Mgr Safety Promotion and Communication	Sport Aircraft Association of Australia	Airsport
Sport Aviation	\$491	Mgr Safety Promotion and Communication	Hang Gliding Federation of Australia	Sky Sailor
Sport Aviation	\$131	Mgr Safety Promotion and Communication	Australian Balloon Federation	Aeronotes
Sport Aviation	\$200	Mgr Safety Promotion and Communication	Australian Sport Rotorcraft Association	Gyro News
Sport Aviation	\$465	Mgr Safety Promotion and Communication	Ropomod Productions	Airbourne Mag
Dangerous Goods	\$2,500	Mgr Safety Promotion and Communication	Yaffa	Drone
Total	\$7,008			

Rural & Regional Affairs and Transport Legislation Committee
ANSWERS TO QUESTIONS ON NOTICE
Additional Estimates 2015 - 2016
Infrastructure and Regional Development

Question no.: 81

Program: n/a

Division/Agency: Corporate Services

Topic: Ministerial Functions

Proof Hansard Page: Written

Senator Bilyk, Catryna asked:

In relation to any functions or official receptions hosted by any Ministers or Assistant Ministers/Parliamentary Secretaries in the portfolio since 20 October 2015, can the following please be provided:

- List of functions;
- List of attendees including departmental officials and members of the Minister's family or personal staff;
- Function venue;
- Itemised list of costs;
- Details of any food served;
- Details of any wines or champagnes served including brand and vintage; and
- Details of any entertainment provided.

Answer:

As at 31 January 2016, the Department is not aware of any functions or official receptions hosted by any Ministers or Assistant Ministers in the portfolio since 20 October 2015.

Rural & Regional Affairs and Transport Legislation Committee
ANSWERS TO QUESTIONS ON NOTICE
Additional Estimates 2015 - 2016
Infrastructure and Regional Development

Question no.: 82

Program: n/a

Division/Agency: Corporate Services

Topic: Secretary's speeches to staff

Proof Hansard Page: Written

Senator Bilyk, Catryna asked:

Can a copy of any speeches delivered by the Secretary of the Department at any staff meetings since 20 October 2015 please be provided?

Answer:

As at 31 January 2016, the Secretary did not deliver any formal speeches to departmental staff.

Rural & Regional Affairs and Transport Legislation Committee
ANSWERS TO QUESTIONS ON NOTICE
Additional Estimates 2015 - 2016
Infrastructure and Regional Development

Question no.: 83

Program: n/a

Division/Agency: Corporate Services

Topic: Executive office upgrades

Proof Hansard Page: Written

Senator Bilyk, Catryna asked:

Have the furniture, fixtures or fittings of the Secretary's office, or the offices of any Deputy Secretaries, been upgraded since 20 October 2015? If so, can an itemised list of costs please be provided?

Answer:

No.

Rural & Regional Affairs and Transport Legislation Committee

ANSWERS TO QUESTIONS ON NOTICE

Additional Estimates 2015 - 2016

Infrastructure and Regional Development

Question no.: 84

Program: n/a

Division/Agency: Corporate Services

Topic: Vacancies

Proof Hansard Page: Written

Senator Bilyk, Catryna asked:

Please provide a list of all statutory, board and legislated office vacancies and other significant appointments vacancies within the portfolio, including length of time vacant and current acting arrangements.

Answer:

All answers are as at 31 January 2016:

Body/Office	Position	Period Vacant	Current Acting Arrangements
Airservices Australia	Chief Executive Officer	6 Months	Airservices have made acting arrangements.
Australian Rail Track Corporation	Director	1 Year, 3 Months	Nil
Civil Aviation Safety Authority	Deputy Chair	7 Months	Nil
International Air Services Commission	Member	1 Year, 9 Months	Nil
Moorebank Intermodal Company Limited	Director	1 Year, 9 Months	Nil
Moorebank Intermodal Company Limited	Director	1 Month	Nil
National Capital Authority	Director	1 Year, 1 Month	Nil
RDA QLD Sunshine Coast	Deputy Chair	1 Month	Nil
RDA WA Goldfields Esperance	Deputy Chair	5 Months	Nil