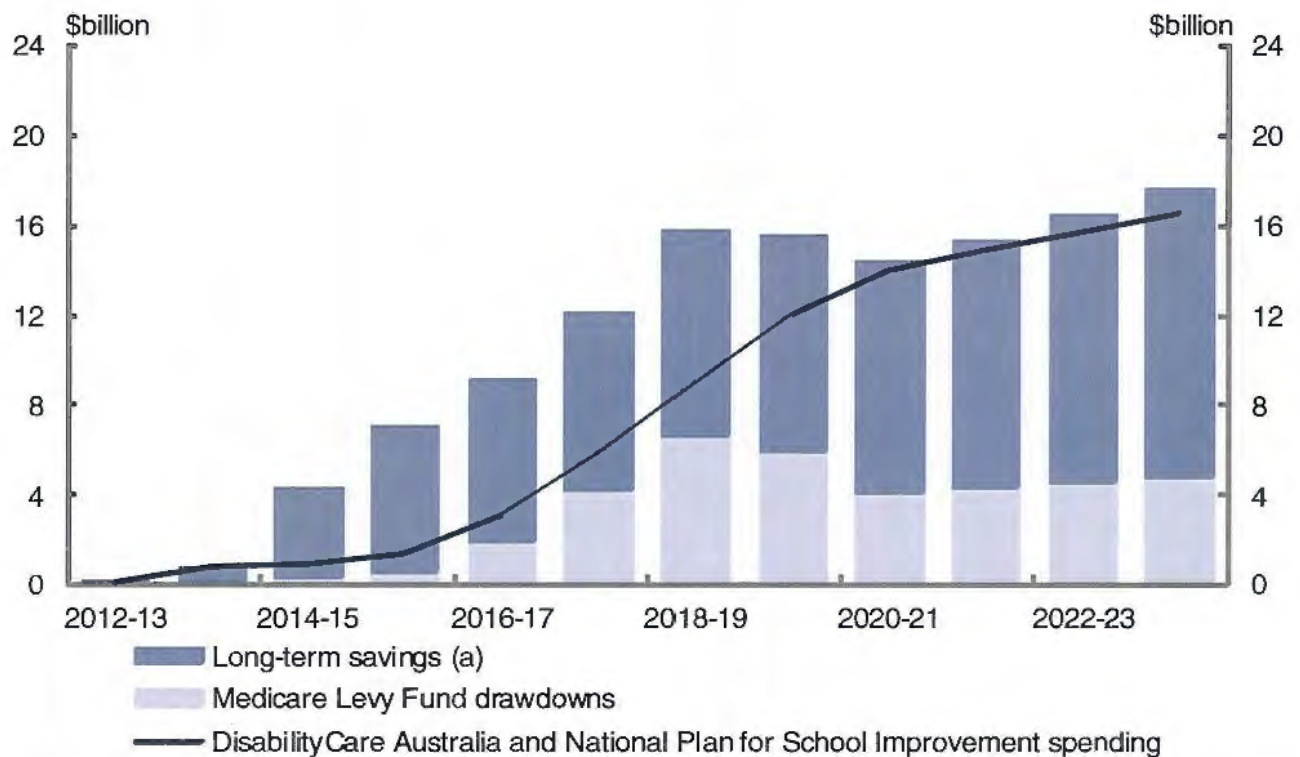


Chart 1: Making Room for the National Plan for School Improvement and DisabilityCare Australia

(Budget Paper 1, Statement 1 (page 1-20), Statement 3 (page 3-13), Budget Overview (page 5), Tax Reform Road Map (page 6).)

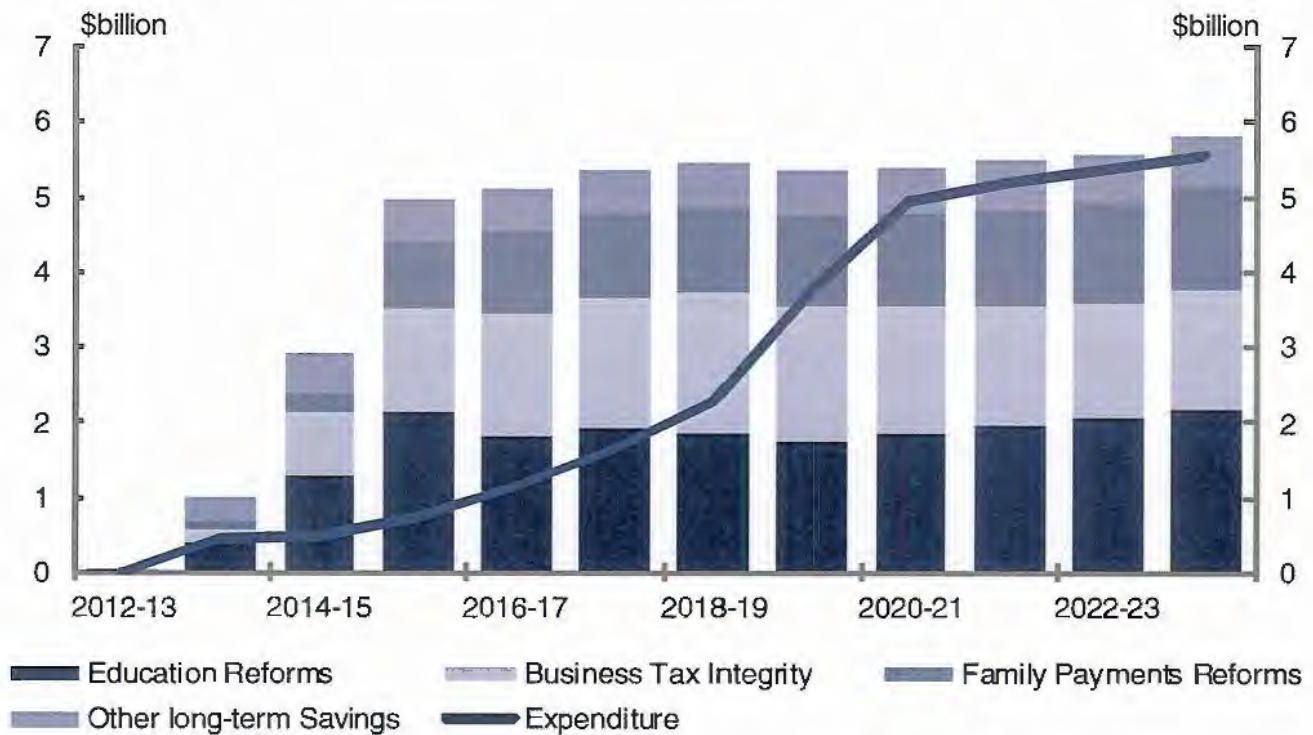


(a) Long-term savings from Budget 2013-14 and MYEFO 2012-13, excluding Medicare Levy and net of Dental Care Reform expenditure.

\$b	2012-13	2013-14	2014-15	2015-16	2016-17	2017-18	2018-19	2019-20	2020-21	2021-22	2022-23	2023-24
Medicare Levy Fund Withdrawals	0.0	0.0	0.4	0.6	2.0	4.2	6.7	6.0	4.1	4.4	4.6	4.6
Long-term savings	0.1	0.7	4.0	6.3	7.0	7.7	9.2	9.6	10.3	10.8	11.7	12.3
Spending	-0.1	-0.8	-1.0	-1.4	-3.2	-5.8	-8.9	-12.1	-14.0	-14.9	-15.7	-16.3

Chart 2: National Plan for School Improvement

(Page 15 of National Plan For School Improvement document)



\$b	2012-13	2013-14	2014-15	2015-16	2016-17	2017-18	2018-19	2019-20	2020-21	2021-22	2022-23	2023-24
Business Tax integrity	0.0	0.1	0.9	1.4	1.6	1.8	1.9	1.8	1.7	1.6	1.5	1.6
Education	0.0	0.4	1.2	2.1	1.7	1.8	1.8	1.7	1.8	1.9	2.0	2.1
Family payments and Baby Bonus	0.0	-0.1	0.6	0.9	1.2	1.2	1.3	1.3	1.4	1.4	1.5	1.5
Other savings	0.1	0.2	0.3	0.3	0.3	0.3	0.3	0.3	0.3	0.3	0.3	0.4
Total savings	0.1	0.6	3.0	4.7	4.8	5.1	5.3	5.1	5.2	5.2	5.3	5.6
National Plan for School Improvement Expenditure	0.0	-0.6	-0.6	-0.8	-1.2	-1.6	-2.2	-3.7	-4.9	-5.1	-5.3	-5.4

Education Reforms (\$16.3 billion from 2013-14 to 2022-23)

Changes to expenditure in the higher education sector, including the efficiency dividend and changes to start up scholarships, as well as the cap on self-education expenses and the re-direction of schools-based National Partnerships in to the new funding formula. (2013-14 Budget)

Family Payments Reforms (\$10.6 billion from 2013-14 to 2022-23)

Reforms to family payments including replacing the Baby Bonus, and extending the pauses on family payment upper income thresholds, Family Tax Benefit end of year supplements and the child care rebate cap. (2012-13 MYEFO and 2013-14 Budget)

Business Tax Integrity (\$14.3 billion from 2013-14 to 2022-23)

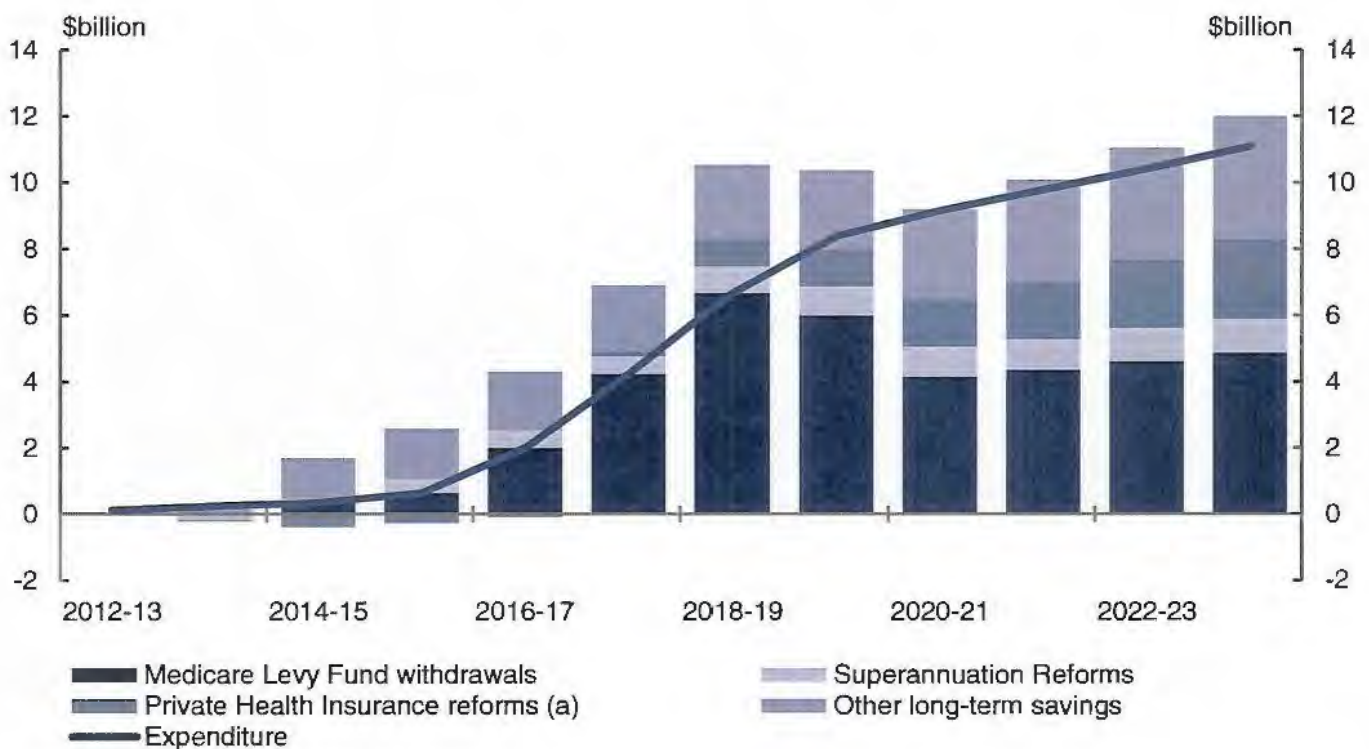
Reforms to protect the corporate tax base from erosion. (2013-14 Budget)

Other long-term savings (\$3.1 billion from 2013-14 to 2022-23)

Includes changes to visa application charges and public sector efficiencies. (2012-13 MYEFO and 2013-14 Budget)

Chart 3: DisabilityCare Australia

(Page 4 of DisabilityCare Australia document)



(a) Net of Dental Health Reform expenditure.

\$b	2012-13	2013-14	2014-15	2015-16	2016-17	2017-18	2018-19	2019-20	2020-21	2021-22	2022-23	2023-24
Medicare Levy Fund Withdrawals	0.0	0.0	0.4	0.6	2.0	4.2	6.7	6.0	4.1	4.4	4.6	4.9
Private Health Insurance reforms	0.0	0.0	-0.4	-0.3	-0.1	0.1	0.8	1.1	1.4	1.7	2.1	2.4
Retirement income package	0.0	-0.2	0.1	0.4	0.5	0.5	0.8	0.9	0.9	0.9	1.0	1.0
Other savings (a)	0.0	0.3	1.3	1.5	1.8	2.0	2.3	2.5	2.8	3.0	3.3	3.8
Total savings including Medicare Levy Fund	0.0	0.1	1.4	2.2	4.2	6.8	10.6	10.5	9.2	10.0	11.0	12.1
DisabilityCare Australia expenditure	-0.1	-0.2	-0.4	-0.6	-2	-4.2	-6.7	-8.4	-9.1	-9.8	-10.4	-11.1

(a) Rounded to the nearest \$250m to preserve taxpayer confidentiality.

DisabilityCare Australia Fund – withdrawals for Commonwealth expenses (\$33.0 billion from 2013-14 to 2022-23)

Funded by ½ percentage point increase in Medicare Levy. (2013-14 Budget)

Reforms to retirement incomes (\$6.0 billion from 2013-14 to 2022-23)

Reforms to the tax exemption for earnings on super assets supporting retirement income streams, simplifying the design and administration of the higher concessional contributions cap, and extending the normal deeming rules to superannuation account-based income streams. (2013-14 Budget)

Private Health Insurance reforms (\$6.5 billion 2013-14 to 2022-23)

Reforms to the private health insurance rebate through changes to indexation of the government contribution and the lifetime cover penalty, net of savings allocated to Dental Health Reforms. (2012-13 MYEFO)

Other long-term savings (\$20.6 billion from 2013-14 to 2022-23)

This includes a range of reforms to the tax system, including changes to tax concessions for fringe benefits and net medical expenses, changes to the indexation of tobacco excise, realignment of Medicare Benefits Schedule indexation to the financial year, and increases to import processing charges. (2012-13 MYEFO and 2013-14 Budget)